

Provincial Department of Education Northern Province

Results Analysis of G.C.E O/L - 2019

Prepared By: EMIS Unit

Data Source: Dept. of Examinations, Sri Lanka

G.C.E.(O.L.) Examinations 2012 - 2019
Performance of School Candidates (1st Attempt) by Year

Year		2012	2013	2014	2015	2016	2017	2018	2019
No. Sat (5 or More subjects)		268995	264772	257322	273224	286251	296812	296029	305427
Qualified for (A.L.)	Number	174160	176534	177612	189428	200208	216815	222281	225539
	%	64.74	66.67	69.02	69.33	69.94	73.05	75.09	73.84
Obtained 9 "A" passes	Number	4509	5737	5271	6102	8224	9960	9261	10201
	%	1.68	2.17	2.05	2.23	2.87	3.36	3.13	3.34
Failed in All Subjects (Appeared for 6 or more Subjects)	Number	11100	9444	8147	8698	8900	7308	5917	7007
	%	4.13	3.57	3.17	3.18	3.11	2.46	2.00	2.29

G.C.E.(O.L.) Examination - 2019
Performance of Candidates

Description	School Candidates (1 st Attempt)		All School Candidates		Private Candidates		All Candidates	
	Number	%	Number	%	Number	%	Number	%
No. Sat	305633		388460		167796		556256	
No. Sat (5 or More subjects)	305427		315278		19196		334474	
Qualified for (A.L.)	225539	73.84	227872	72.28	8221	42.83	236093	70.59
Passed in 6 or more (including 1st Lan. & Maths) with 3 credits	201128	65.85	202575	64.25	6214	32.37	208789	62.42
Obtained 9 "A" passes	10201	3.34	10201	3.24	145	0.76	10346	3.09
Failed in All Subjects (Appeared for 6 or more Subjects)	7007	2.29	7382	1.90	1004	0.60	8386	1.51

G.C.E. (O.L) Examinations 2018 - 2019

Performance of School Candidates (1st Attempt) by Province arranged in Descending Order of Qualified Percentage

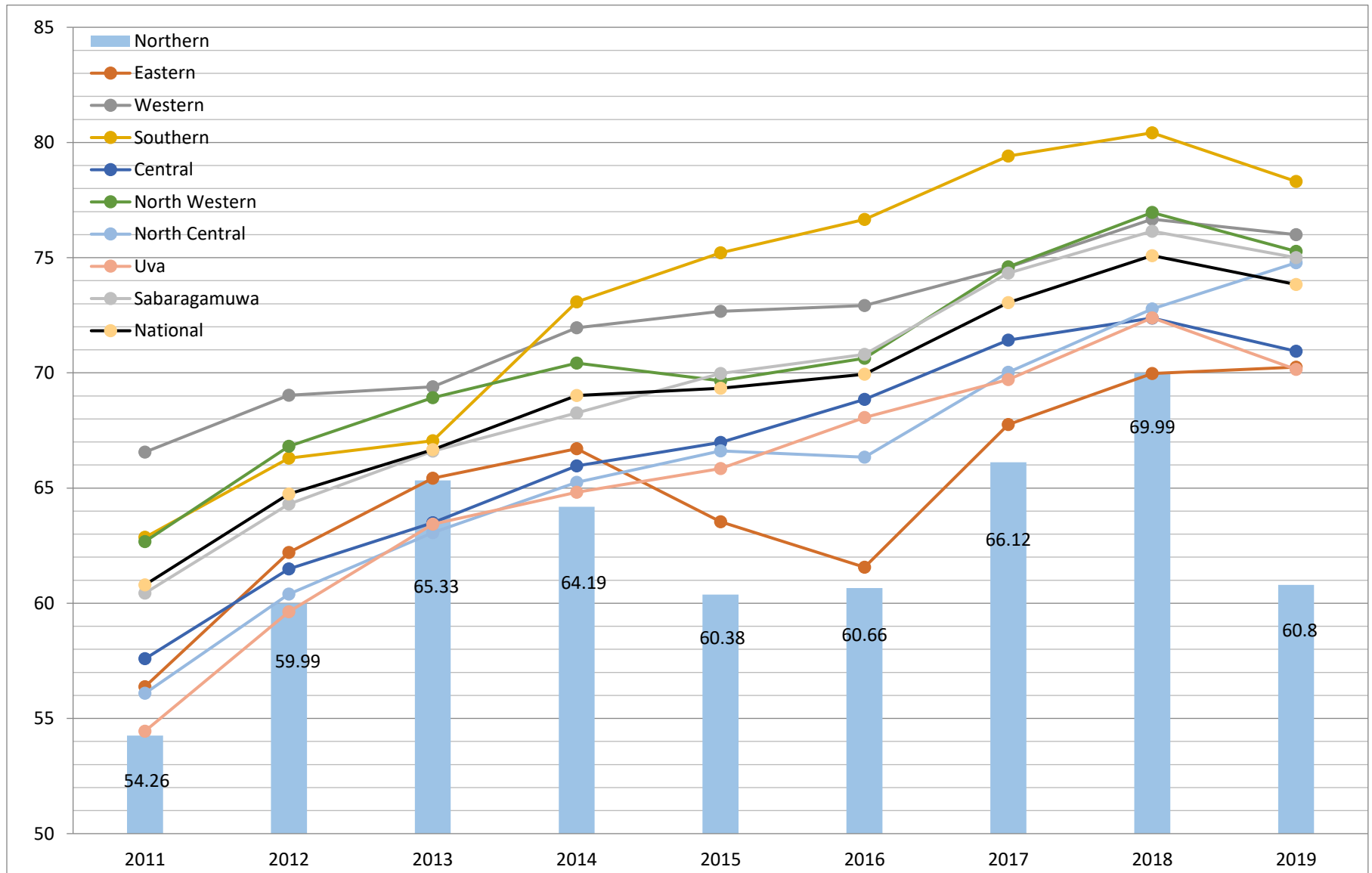
Province		2018				
		Number Sat for 5 or more subjects	Qualified for G.C.E.(A/L)		Failed in All Subjects (Appeared for 6 or more Subjects)	
			No.	%	No.	%
1	Southern	36,720	29,532	80.42	409	1.11
2	North Western	34,564	26,599	76.96	541	1.57
3	Western	78,071	59,858	76.67	1,595	2.04
4	Sabaragamuwa	27,294	20,784	76.15	558	2.04
5	North Central	19,395	14,116	72.78	497	2.56
6	Uva	19,679	14,245	72.39	474	2.41
7	Central	39,625	28,680	72.38	894	2.26
8	Nothern	16,659	11,660	69.99	425	2.55
9	Eastern	24,022	16,807	69.97	524	2.18
All Island		296,029	222,281	75.09	5,917	2.00

Province		2019						
		Number Sat for 5 or more subjects	Qualified for G.C.E.(A/L)		Passed in 6 or more (including 1st Lan. & Maths) with 3 credits		Failed in All Subjects (Appeared for 6 or more Subjects)	
			No.	%	No.	%	No.	%
1	Southern	38,180	29,898	78.31	26,333	68.97	613	1.60
2	Western	79,835	60,671	76.00	55,439	69.44	1,829	2.29
3	North Western	35,669	26,849	75.27	24,110	67.59	672	1.88
4	Sabaragamuwa	28,683	21,513	75.00	19,573	68.24	641	2.23
5	North Central	20,465	14,690	71.78	12,753	62.32	638	3.11
6	Central	40,717	28,886	70.94	25,030	61.47	945	2.32
7	Eastern	24,215	17,012	70.25	14,834	61.26	602	2.48
8	Uva	21,041	14,761	70.15	12,950	61.55	629	2.99
9	Northern	16,622	11,259	67.74	10,106	60.80	438	2.63
All Island		305,427	225,539	73.84	201,128	65.85	7,007	2.29

G.C.E. (O.L) Examinations 2014 - 2019
Performance of School Candidates (1st Attempt) by Province

Province	2014			2015			2016			2017			2018			2019		
	Number Sat for 5 or more subjects	Qualified for G.C.E.(A/L)		Number Sat for 5 or more subjects	Qualified for G.C.E.(A/L)		Number Sat for 5 or more subjects	Qualified for G.C.E.(A/L)		Number Sat for 5 or more subjects	Qualified for G.C.E.(A/L)		Number Sat for 5 or more subjects	Qualified for G.C.E.(A/L)		Number Sat for 5 or more subjects	Qualified for G.C.E.(A/L)	
		No.	%		No.	%		No.	%		No.	%		No.	%		No.	%
1 Western	68,093	49,003	71.96	73,017	53,062	72.67	75,414	54,994	72.92	78,708	58,704	74.58	78,071	59,858	76.67	79,835	60,671	76.00
2 Central	34,085	22,481	65.96	34,652	23,209	66.98	37,665	25,932	68.85	38,977	27,838	71.42	39,625	28,680	72.38	40,717	28,886	70.94
3 Southern	33,145	24,223	73.08	34,801	26,173	75.21	34,994	26,828	76.66	36,225	28,768	79.41	36,720	29,532	80.42	38,164	29,888	78.31
4 Northern	15,266	9,800	64.19	17,752	10,719	60.38	17,413	10,562	60.66	17,999	11,901	66.12	16,659	11,660	69.99	16,622	11,259	67.74
5 Eastern	20,164	13,451	66.71	21,693	13,784	63.54	23,744	14,617	61.56	24,280	16,452	67.76	24,022	16,807	69.97	24,215	17,012	70.25
6 North Western	29,734	20,938	70.42	31,733	22,104	69.66	33,833	23,896	70.63	34,752	25,926	74.60	34,564	26,599	76.96	35,669	26,849	75.27
7 North Central	16,304	10,638	65.25	16,560	11,030	66.61	19,041	12,632	66.34	19,455	13,625	70.03	19,395	14,116	72.78	20,465	14,690	71.78
8 Uva	17,065	11,061	64.82	18,231	12,005	65.85	18,558	12,630	68.06	19,471	13,573	69.71	19,679	14,245	72.39	21,057	14,771	70.15
9 Sabaragamuwa	23,466	16,017	68.26	24,785	17,342	69.97	25,589	18,117	70.80	26,945	20,028	74.33	27,294	20,784	76.15	28,683	21,513	75.00
All island	257,322	177,612	69.02	273,224	189,428	69.33	286,251	200,208	69.94	296,812	216,815	73.05	296,029	222,281	75.09	305,427	225,539	73.84

Provincial Comparison



**Provincial Department of Education - Northern Province - Subject and Zone wise Analysis of
O/L - 2019 Results**

S.Code	Subject	Jaffna	Islands	Kilinochchi	Madhu	Mannar	Mullaitivu
11	Buddhism						80.47
12	Saivanery	91.17	77.10	81.66	88.13	95.02	82.73
14	Catholicism	92.48	83.93	89.86	99.03	98.69	92.14
15	Christianity	85.42	69.23	64.74	71.43	87.67	100.00
16	Islam	50.00	33.33	83.33	81.48	85.94	76.92
21	First Language Sinhala						79.07
22	First Language Tamil	89.77	75.91	84.61	94.25	95.53	90.81
31	English	61.83	21.66	33.38	22.25	54.94	39.59
32	Mathematics	74.82	53.30	63.43	63.07	71.70	63.35
33	History	81.89	58.78	69.39	74.50	81.77	77.78
34	Science	63.11	33.51	47.85	35.59	55.14	50.00
40	Music Oriental						87.50
42	Music Carnatic	98.96	95.92	93.45	89.52	97.80	86.84
43	Art	94.60	85.56	80.90	90.84	79.68	80.00
44	Dancing Oriental						85.71
45	Dancing Bharatha	97.81	96.15	94.47	100.00	90.20	95.83
46	Apprec. of English Lit. Texts	91.88		50.00		66.67	
47	Apprec. of Sinhala Lit.Texts						100.00
48	Apprec.of Tamil Literary Texts	94.13	100.00	90.38	82.35	91.21	90.75
49	Appreci.of Arabic Lit Texts					88.89	
50	Drama & Theatre Sinhala						100.00
51	Drama & Theatre Tamil	97.45	95.00	93.76	100.00	99.07	96.71
60	Business& Accounting Studies	91.52	92.31	88.59	90.20	86.98	94.25
61	Geography	83.35	77.12	83.60	84.71	83.94	81.19
62	Citizenship Edu.& Gover.	71.15	60.34	70.43	80.39	82.64	69.26
63	Entrepreneurship Studies	75.86	86.67	88.14			
64	Second Language Sinhala	100.00			60.00	100.00	100.00
65	Second Language Tamil						100.00
80	Information& Com.Tech.	95.95	87.78	93.07	93.75	98.86	93.69
81	Agriculture& Food Technology	60.44	61.29	72.42	81.33	90.64	79.34
82	Fisheries& Food Technology	92.86	90.00			100.00	
85	Home Economics (Tamil)	73.05	66.67	70.61	76.00	88.96	80.28
86	Health& Physical Education	88.49	70.53	83.45	96.05	94.37	89.82
87	Comm.& Media Stu.	88.46	33.33	68.75			
88	Design& Construction Tech.	56.00		76.47		100.00	90.00
89	Design& Mechanical Tech.	100.00		58.33			81.82
Overall Stats	A/L Qualified %	75.86	53.03	60.51	67.25	77.13	65.17
	Zone Rank in Northern	2	12	10	5	1	7
	Zone Rank in whole Island	22	99	94	73	16	85
	All F %	1.32	4.68	3.9	1.75	1.08	3.56

Provincial Department of Education - Northern Province - Subject and Zone wise Analysis of O/L - 2019 Results

S.Code	Subject	Thenmarachchi	Thunukkai	Vadamarachchi	Valikamam
11	Buddhism				
12	Saivanery	83.57	80.68	86.98	86.61
14	Catholicism	85.42	92.86	91.25	91.25
15	Christianity	66.67	50.00	81.82	81.65
16	Islam				0.00
21	First Language Sinhala				
22	First Language Tamil	84.78	85.71	89.93	86.77
31	English	47.00	25.10	54.97	42.28
32	Mathematics	68.48	60.12	73.43	66.00
33	History	68.63	71.02	74.00	68.55
34	Science	55.82	38.78	57.42	45.15
40	Music Oriental				
42	Music Carnatic	95.38	88.76	94.22	95.04
43	Art	90.08	83.13	89.85	93.23
44	Dancing Oriental				
45	Dancing Bharatha	100.00	92.11	96.95	93.55
46	Appreci, of English Lit. Texts	95.45		100.00	93.75
47	Apprec. of Sinhala Lit. Texts				
48	Apprec. of Tamil Lit.Texts	88.70		92.45	95.34
49	Apprec. of Arabic Lit. Texts				
50	Drama & Theatre Sinhala				
51	Drama & Theatre Tamil	99.12	92.08	94.93	96.58
60	Business& Accounting Studies	92.19	93.98	90.34	87.44
61	Geography	85.45	82.21	88.59	80.55
62	Citizenship Education& Gover.	64.05	62.70	52.74	64.16
63	Entrepreneurship Studies				
64	Second Language Sinhala	50.00			
65	Second Language Tamil				
80	Information& Com._Tech	94.95	82.54	97.84	96.04
81	Agriculture& Food Technology	69.35	70.93	63.51	64.95
82	Fisheries& Food Technology	83.33		87.59	90.82
85	Home Economics (Tamil)	65.57	63.64	77.27	71.38
86	Health& Physical Education	82.28	86.94	87.90	87.02
87	Communication& Media Studies		100.00		89.58
88	Design& Construction Technology		100.00	85.19	89.04
89	Design& Mechanical Technology				69.84
Overall Stats	A/L Qualified %	65.86	57.96	72.81	64.34
	Zone Rank in Northern	6	11	3	8
	Zone Rank in whole Island	80	97	46	89
	All F %	2.42	5.1	2.4	3.13

**Provincial Department of Education - Northern Province - Subject and Zone wise Analysis of
O/L - 2019 Results**

S.Code	Subject	V.South	V.North	Province	Sri Lanka
11	Buddhism	86.40		84.50	89.32
12	Saivanery	88.39	84.22	86.03	85.49
14	Catholicism	97.13	93.62	93.56	92.61
15	Christianity	83.47		78.57	86.28
16	Islam	86.51		84.09	82.64
21	First Language Sinhala	91.73		87.71	91.40
22	First Language Tamil	92.09	85.36	88.43	87.05
31	English	52.62	33.05	46.01	62.36
32	Mathematics	66.73	62.13	67.55	71.08
33	History	77.48	68.83	74.19	83.51
34	Science	56.72	37.87	51.89	65.45
40	Music Oriental	90.00		89.47	91.73
42	Music Carnatic	97.40	95.65	94.77	95.40
43	Art	80.00	95.00	86.82	87.69
44	Dancing Oriental	89.29		88.72	88.53
45	Dancing Bharatha	92.99	100.00	95.50	95.70
46	Appreciation of English Literary Texts	95.35		93.24	94.53
47	Appreciation of Sinhala Literary Texts	100.00		100.00	94.30
48	Appreciation of Tamil Literary Texts	87.10	100.00	91.83	86.35
49	Appreciation of Arabic Literary Texts			88.89	86.35
50	Drama & Theatre Sinhala			100.00	96.36
51	Drama & Theatre Tamil	98.66	96.39	96.63	97.48
60	Business& Accounting Studies	90.26	89.02	90.17	92.01
61	Geography	83.33	86.28	83.26	89.53
62	Citizenship Education& Governance	69.03	67.88	67.04	79.89
63	Entrepreneurship Studies	41.67		84.74	84.08
64	Second Language Sinhala	100.00	100.00	95.38	96.58
65	Second Language Tamil	100.00		100.00	99.20
80	Information& Communication_ Technology	96.75	96.72	95.67	95.79
81	Agriculture& Food Technology	83.91	79.71	75.15	82.32
82	Fisheries& Food Technology			89.97	87.33
85	Home Economics (Tamil)	74.64	80.00	74.53	82.67
86	Health& Physical Education	92.14	84.75	87.20	92.87
87	Communication& Media Studies	85.71	90.91	85.71	83.53
88	Design& Construction Technology	63.64		82.61	89.21
89	Design& Mechanical Technology			72.82	87.67
Overall Stats	A/L Qualified %	68.81	63.1	67.74	73.84
	Zone Rank in Northern Province	4	9		
	Zone Rank in whole Island	68	92	9	
	All F %	2.24	2.42	2.63	2.29

School Wise Analysis of qualified for A/L (3C 3S with Mathematics and First Language)

0 %

S.No.	School	Fail #	Pass #	Total	%	Zone
1	J /KONDAVIL PARAMASOTHY VIDYALAYA,	4		4	0.00	Jaffna
2	J /ST. MARY'S VIDYALAYA,	12		12	0.00	Jaffna
3	J /ST. ROCHE'S R.C. VIDYALAYA,	7		7	0.00	Jaffna
4	J /NUFFIELD SCHOOL,	11		11	0.00	Thenmarachchi
5	MU/KOOLAMURIPPU G.T.M.SCHOOL,	5		5	0.00	Thunukkai
6	J /ALVAI AMBAL VIDYALAYA,	3		3	0.00	Vadamarachchi
7	J /KADDAIVELY YAKKARU VINAYAGAR V.,	6		6	0.00	Vadamarachchi
8	J /SRI NARATHA V.,	4		4	0.00	Vadamarachchi
9	J /KANKESANTHURAI MAHA VIDYALAYA,	1		1	0.00	Valikamam
10	J /KULAMANGAL R.C.VIDYALAYAM	6		6	0.00	Valikamam
11	J /NUNASAI VIDYALAYA,	4		4	0.00	Valikamam
12	J /PANDATERUPPU JACINTHA R.C.T.M.S. VIDYALAYA,	6		6	0.00	Valikamam
13	J /UDUVIL MANN'S M.V.,	2		2	0.00	Valikamam
14	J /VEEMANKAMAM M.V.,	11		11	0.00	Valikamam
15	V /KOVILKUNCHUKKULAM G.T.M. SCHOOL,	6		6	0.00	V.North
16	V /MARAVILUPPAI G.T.M.S.,	1		1	0.00	V.North

School Wise Analysis of qualified for A/L (3C 3S with Mathematics and First Language)
9 % - 25%

S.No.	School	Fail #	Pass #	Total	%	Zone
1	J /ALLAIPIDY PARASAKTHI VIDYASALAI,	17	2	19	10.53	Islands
2	J /DELFT SAIVAPRAGASA VIDYALAYA,	11	3	14	21.43	Islands
3	J /KARAMPON SHANMUGANATHA M.V.,	10	1	11	9.09	Islands
4	J /MANDAITIVU M.V.,	9	1	10	10.00	Islands
5	J /SRI SITHIVINAYAGAR M.V.,	7	2	9	22.22	Islands
6	J /VELANAI SARASWATHY VIDYALAYA,	4	1	5	20.00	Islands
7	J /VIYAVIL SAIVA VIDYALAYA,	9	2	11	18.18	Islands
8	J /ARIYALAI SRI PARVATHY V.,	7	2	9	22.22	Jaffna
9	J /KANTHARMADAM SAIVA PIRAGASA V.,	4	1	5	20.00	Jaffna
10	J /KONDAVIL PARAMASOTHY VIDYALAYA,	4		4	0.00	Jaffna
11	J /KONDAVIL RAMAKRISHNA M.V.,	30	9	39	23.08	Jaffna
12	J /KOPAY CHRISTIAN COLLEGE,	36	12	48	25.00	Jaffna
13	J /NALLUR STATION C.C.T.M.S.,	4	1	5	20.00	Jaffna
14	J /NAVANTHURAI R.C.V.,	39	7	46	15.22	Jaffna
15	J /NAYANMARKADDU MAHESWARY V.,	7	1	8	12.50	Jaffna
16	J /OSMANIYA COLLEGE,	12	2	14	14.29	Jaffna
17	J /ST. JAMES M.V.,	11	3	14	21.43	Jaffna
18	J /ST. MARY'S VIDYALAYA,	12		12	0.00	Jaffna
19	J /ST. ROCHE'S R.C. VIDYALAYA,	7		7	0.00	Jaffna
20	KN/IRANATIVU R.C.T.M. SCHOOL,	24	4	28	14.29	Kilinochchi
21	KN/JEYAPURAM M.V.,	25	8	33	24.24	Kilinochchi
22	KN/KANAGAMBIKAIKULAM G.T.M.S.,	16	4	20	20.00	Kilinochchi
23	KN/NACHCHIKUDA G.M.M. SCHOOL ,	20	2	22	9.09	Kilinochchi
24	KN/SANTHAPURAM KALAIMAGAL ,	24	4	28	14.29	Kilinochchi
25	KN/VALAIPPADU R.C.T.M. SCHOOL	16	3	19	15.79	Kilinochchi
26	MN/KAKKAYANKULAM M.M.V.,	12	4	16	25.00	Madhu
27	MN/MULLIKKULAM G.T.M. SCHOOL	8	1	9	11.11	Madhu
28	MN/SINNAVALAYNKADDU G.T.M.S. SCHOOL,	10	2	12	16.67	Madhu
29	MN/HUNAIS FAROOK G.M.M. SCHOOL	7	1	8	12.50	Mannar
30	MN/PUTHUKKUDIYIRUPPU G.M.M.S.,	15	2	17	11.76	Mannar
31	MN/ST. LAWRENCE R.C.T.M.S.VIDYALAYA,	14	2	16	12.50	Mannar

32	MU/EHETUGASWEWA VIDYALAYA,	19	6	25	24.00	Mullaitivu
33	MU/KOKKILAI G.T.M. SCHOOL,	4	1	5	20.00	Mullaitivu
34	J /ALLARAI GOVT. TAMIL V.,	4	1	5	20.00	Thenmarachchi
35	J /NUFFIELD SCHOOL,	11		11	0.00	Thenmarachchi
36	MU/KOOLAMURIPPU G.T.M.SCHOOL,	5		5	0.00	Thunukkai
37	MU/THIRUMURUKANDY HINDU VIDYALAYAM,	14	4	18	22.22	Thunukkai
38	MU/THUNUKKAI G.T.M.S.,	9	2	11	18.18	Thunukkai
39	J /ALVAI AMBAL VIDYALAYA,	3		3	0.00	Vadamarachchi
40	J /ALVAI SRI LANKA V.,	9	3	12	25.00	Vadamarachchi
41	J /CHEMPIANPATTU G.T.M. SCHOOL,	14	3	17	17.65	Vadamarachchi
42	J /KADDAIVELY YAKKARU VINAYAGAR V.,	6		6	0.00	Vadamarachchi
43	J /KOTTAVATTAI A.M.T.M. SCHOOL,	30	8	38	21.05	Vadamarachchi
44	J /NAGAR KOVIL M.V.,	9	3	12	25.00	Vadamarachchi
45	J /SRI NARATHA V.,	4		4	0.00	Vadamarachchi
46	J /ANAICODDAI BALASUBRAMANIYA V.,	14	4	18	22.22	Valikamam
47	J /ARUNASALAM VIDYALAYA,	13	2	15	13.33	Valikamam
48	J /CHULIPURAM NORTH ARUMUGAM VIDYALAYA,	9	1	10	10.00	Valikamam
49	J /KANDERODAI TAMIL KANDIAH V.,	9	2	11	18.18	Valikamam
50	J /KANKESANTHURAI MAHA VIDYALAYA,	1		1	0.00	Valikamam
51	J /KULAMANGAL R.C.VIDYALAYAM	6		6	0.00	Valikamam
52	J /NAVALY M.V.,	9	2	11	18.18	Valikamam
53	J /NUNASAI VIDYALAYA,	4		4	0.00	Valikamam
54	J /PANDATERUPPU JACINTHA R.C.T.M.S. VIDYALAYA,	6		6	0.00	Valikamam
55	J /THAVADY HINDU TAMIL MIXED SCHOOL,	10	3	13	23.08	Valikamam
56	J /UDUVIL MANN'S M.V.,	2		2	0.00	Valikamam
57	J /UDUVIL MURUGAMOORTHY V.,	4	1	5	20.00	Valikamam
58	J /VEEMANKAMAM M.V.,	11		11	0.00	Valikamam
59	V /ATTAMBAGASKADA VIDYALAYA,	3	1	4	25.00	V.South
60	V /GAMINI NATIONAL SCHOOL,	11	2	13	15.38	V.South
61	V /MADUKANDA SRI DHARMARATHNA VIDYAYATHANA PIRIVENA,	20	6	26	23.08	V.South
62	V /RAJENDRAKULAM G.T.M.S.	19	2	21	9.52	V.South
63	V /SRINAGARAJA VIDYALAYA,	32	10	42	23.81	V.South
64	V /KOVILKUNCHUKKULAM G.T.M. SCHOOL,	6		6	0.00	V.North
65	V /MARAVILUPPAI G.T.M.S.,	1		1	0.00	V.North
66	V /MATHIYAMADU VIVEKANANDA V.,	9	2	11	18.18	V.North
67	V /SUNTHARAPURAM SARASWATHY VIDYALAYA,	26	6	32	18.75	V.North

School Wise Analysis of qualified for A/L (3C 3S with Mathematics and First Language)
25.1 % - 40%

S.No.	School	Fail #	Pass #	Total	%	Zone
1	J /ANALAITIVU SATHASIVA M.V.,	16	9	25	36.00	Islands
2	J /ELUVAITIVU MURUGAVEL VIDYALAYA,	8	5	13	38.46	Islands
3	J /NAINATIVU SRI GANESHA KANISTA M.V.,	13	8	21	38.10	Islands
4	J /PUNGUDUTIVU M.V.,	18	8	26	30.77	Islands
5	J /PUNGUDUTIVU SRI GANESH MAHA VIDYALAYA,	8	5	13	38.46	Islands
6	J /SARAVANAI NAGESWARY M. VIDYALAYA,	4	2	6	33.33	Islands
7	J /ST. ANTHONY'S COLLEGE,	10	6	16	37.50	Islands
8	J /SUNDARAMOORHY NAYANAR VIDYALAYA,	9	5	14	35.71	Islands
9	J /THAMBADDY GOVT. TAMIL MIXED VIDYALAYA,	12	6	18	33.33	Islands
10	J /ATCHELU SAIVAPIRAGASA V.,	12	8	20	40.00	Jaffna
11	J /COLOMBAGAM THURAIAPPA VIDYALAYA,	8	5	13	38.46	Jaffna
12	J /KODDADY NAMASIVAYA V.,	19	9	28	32.14	Jaffna
13	J /KOKUVIL SRI RAMAKRISHNA V.,	8	5	13	38.46	Jaffna
14	J /MIRUSUVIL R.C.T.M. SCHOOL	7	4	11	36.36	Jaffna
15	J /NALLUR HINDU TAMIL GIRLS' SCHOOL,	6	3	9	33.33	Jaffna
16	J /PERIYAPULAM M.V.,	27	10	37	27.03	Jaffna
17	J /PUNNALAIKADDU VAN. SITHTHY VINAYAGAR VIDYALAYA.	9	6	15	40.00	Jaffna
18	J /PUTHAKALADDY SRI VISHNU V.,	8	3	11	27.27	Jaffna
19	J /ST. ANTHONY'S R.C. GIRLS' VIDYALA.	10	5	15	33.33	Jaffna
20	J /ST. JOSEPH'S V.,	5	2	7	28.57	Jaffna
21	J /UYARAPULAM M.M.T.M.V.,	5	2	7	28.57	Jaffna
22	KN/GNANIMADAM G.T.M.S.	2	1	3	33.33	Kilinochchi
23	KN/KANAKAPURAM M.V.,	27	18	45	40.00	Kilinochchi
24	KN/KANNAGI AMMAN VIDYALAYA,	4	2	6	33.33	Kilinochchi
25	KN/KONAVIL MAHA VIDYALAYA	41	22	63	34.92	Kilinochchi
26	KN/MUKKOMBAN M.V.,	28	11	39	28.21	Kilinochchi

27	KN/SIVANAGAR G.T.M.S.,	13	7	20	35.00	Kilinochchi
28	KN/SIVAPATHA KALAYAGAM G.T.M.S.,	21	8	29	27.59	Kilinochchi
29	KN/ST. ANTHONY'S R.C. VIDYALAYAM,	12	8	20	40.00	Kilinochchi
30	KN/VANNERIKULAM M.V.,	9	4	13	30.77	Kilinochchi
31	MN/EACHCHALAWAKKAI G.T.M. SCHOOL	8	4	12	33.33	Madhu
32	MN/ILLUPPAIKADAVAI G.T.M. SCHOOL,	24	15	39	38.46	Madhu
33	MN/ST. LOURDS MAHA VIDYALAYA,	6	3	9	33.33	Madhu
34	MN/VELLANKULAM G.T.M.S.	7	4	11	36.36	Madhu
35	MN/CHILAWATHURAI G.M.M.SCHOOL	7	3	10	30.00	Mannar
36	MN/THUIIUKUDIYIRUPPU R.C.T.M.S.	11	5	16	31.25	Mannar
37	MN/VEPPANKULAM G.M.M.S.	9	4	13	30.77	Mannar
38	MU/KIRIIBBANWEWA MAHA VIDYALAYA,	12	5	17	29.41	Mullaitivu
39	MU/KOKKUTHODDUWAI M.V.,	10	6	16	37.50	Mullaitivu
40	MU/THANNIROOTRU MUSLIM MAHA VIDYALAYA	14	9	23	39.13	Mullaitivu
41	MU/UDUPPUKKULAM TAMIL VIDYALAYA,	11	7	18	38.89	Mullaitivu
42	J /CHANDRAPURA SKANDAVARODAYA M. VIDYALAYA,	14	9	23	39.13	Thenmarachchi
43	J /KAITHADY NUNAVIL G.T.M. SCHOOL,	8	3	11	27.27	Thenmarachchi
44	J /MADDUVIL SOUTH A.M.T.M. SCHOOL,,	3	2	5	40.00	Thenmarachchi
45	J /MARAVAN PULO SAKALAKALA VALLI V.,	5	3	8	37.50	Thenmarachchi
46	J /NAVATKULY M.V.,	27	15	42	35.71	Thenmarachchi
47	J /VIGNESWARA V.,	16	6	22	27.27	Thenmarachchi
48	MU/IYANKANKULAM G.T.M.S.	10	4	14	28.57	Thunukkai
49	MU/MANKULAM MAHA VIDYALAYA,	26	13	39	33.33	Thunukkai
50	MU/MUTHAIYANKADDU LEFT BANK G.T.M. SCHOOL,	14	7	21	33.33	Thunukkai
51	MU/PERIYA PULIYANKULAM G.T.M. S.,	5	3	8	37.50	Thunukkai
52	MU/THANDUVAN G.T.M. SCHOOL,	13	8	21	38.10	Thunukkai
53	MU/VANNIVILANKULAM G.T.M.S.	5	2	7	28.57	Thunukkai
54	J / VETILAIKENY PARAMESWARA VIDYALAYA.	11	6	17	35.29	Vadamarachchi
55	J /ALVAI SINNATHAMBY VIDYALAYA,	11	4	15	26.67	Vadamarachchi
56	J /GNANASARIAR COLLEGE,	12	5	17	29.41	Vadamarachchi
57	J /KATCOVALAM METHODIST MISSION TAMIL MIXED SCHOOL,	10	6	16	37.50	Vadamarachchi
58	J /SITHY VINAYAGAR V.,	15	6	21	28.57	Vadamarachchi

59	J /THEVARAYALY HINDU COLLEGE,	30	16	46	34.78	Vadamarachchi
60	J /VELAUTHAM M.V.,	16	10	26	38.46	Vadamarachchi
61	J /ARALLY VALLIAMMAI MEMORIAL SCHOOL,	11	4	15	26.67	Valikamam
62	J /CHANKANAI SIVAPIRAGASA M.V.,	38	20	58	34.48	Valikamam
63	J /ERLALAI M.V.,	12	7	19	36.84	Valikamam
64	J /ERLALAI SRI MURUGAN VIDYALAYA,	26	13	39	33.33	Valikamam
65	J /ILAVALAI MEIKANDAN M.V.,	15	8	23	34.78	Valikamam
66	J /INUVIL HINDU COLLEGE,	17	7	24	29.17	Valikamam
67	J /KEERIMALAI NAGULESWARA MAHA VIDYALAYA,	13	7	20	35.00	Valikamam
68	J /KUDDIYAPULAM G.T.M.S.,	20	7	27	25.93	Valikamam
69	J /MALLAKAM M.V.,	29	15	44	34.09	Valikamam
70	J /PANDATERUPPU HINDU COLLEGE,	17	6	23	26.09	Valikamam
71	J /SILLALAI R.C.T.M. SCHOOL,	19	8	27	29.63	Valikamam
72	J /SUTHUMALAI CHINMAYA BARATHY V.,	20	12	32	37.50	Valikamam
73	J /THOLPURAM VICKNESWARA VIDYALAYA,	15	7	22	31.82	Valikamam
74	J /VADDU CENTRAL COLLEGE	32	18	50	36.00	Valikamam
75	T /ANNA NAGAR PARAMESWARA VIDYALAYA,	13	8	21	38.10	V.South
76	V /ADAIKKALA ANNAI VIDYALAYA,	6	4	10	40.00	V.South
77	V /AL-IQBAL MAHA VIDYALAYA	26	12	38	31.58	V.South
78	V /ARAFU VIDYALAYA,	10	4	14	28.57	V.South
79	V /CHEKKADIPPULAVU G.T.M. SCHOOL,	6	4	10	40.00	V.South
80	V /MUTHALIYARKULAM R.C.T.M.S.	10	6	16	37.50	V.South
81	V /SHANMUGANANTHA VIDYALAYA,	11	4	15	26.67	V.South
82	V /THIRUGNANA SAMPANTHAR VIDYALAYA ,	29	19	48	39.58	V.South
83	V /BHARATHITHASAN VIDYALAYA	17	7	24	29.17	V.North
84	V /KARUNKALIKKULAM G.T.M. SCHOOL,	6	3	9	33.33	V.North
85	V /MATHAR PANIKKAR MAHILANKULAM J.S.VIDYALAYA,	9	5	14	35.71	V.North
86	V /NEDUNKERNY OLUMADU G.T.M.S.,	10	6	16	37.50	V.North
87	V /NOCHCHIKULAM NO. 1 J.S.V.,	2	1	3	33.33	V.North
88	V /PADDIKUDIYIRUPPU G.T.M. SCHOOL,	14	5	19	26.32	V.North
89	V /SHANMUGANANTHA MAHA VIDYALAYA,	3	2	5	40.00	V.North

School Wise Analysis of qualified for A/L (3C 3S with Mathematics and First Language)
40.1 % - 50%

S.No	School	Fail #	Pass #	Total	%	Zone
1	J /DELFT R.C. LADIES COLLEGE,	8	6	14	42.86	Islands
2	J /KARAINAGAR HINDU COLLEGE,	29	28	57	49.12	Islands
3	J /NAINATIVU M.V.,	7	6	13	46.15	Islands
4	J /NARANTHANAI R.C.M. VIDYALAYA,	7	5	12	41.67	Islands
5	J /PUNGUDUTIVU KAMALAMBIGAI VIDYALAYA,	4	3	7	42.86	Islands
6	J /PUNGUDUTIVU SRI SUBRAMANIYA MAHALIR VIDYALAYA,.V.,	5	5	10	50.00	Islands
7	J /VELANAI EAST MAHA VID.,.	6	5	11	45.45	Islands
8	J /VELANAI WEST NADARAJAH VIDYALAYA,	9	7	16	43.75	Islands
9	J /ATCHUVELY CENTRAL COLLEGE,	44	40	84	47.62	Jaffna
10	J /ATCHUVELY SARASWATHY V.,	4	3	7	42.86	Jaffna
11	J /AVARANGAL MAHAJANA V.,	6	5	11	45.45	Jaffna
12	J /AVARANGAL NADARAJA RAMALINGA V.,	27	21	48	43.75	Jaffna
13	J /ELAYATHAMBY HINDU VIDYALAYA,	5	5	10	50.00	Jaffna
14	J /KOKUVIL EAST NAMAGAL V.,	3	3	6	50.00	Jaffna
15	J /KONDAVIL HINDU COLLEGE	19	18	37	48.65	Jaffna
16	J /KOPAY M.V.,	10	8	18	44.44	Jaffna
17	J /MUTUTHAMBY M.V.,	22	15	37	40.54	Jaffna
18	J /SANMARKKA M.V.,	5	4	9	44.44	Jaffna
19	J /SENGUNTHA HINDU COLLEGE,	12	10	22	45.45	Jaffna
20	J /SRI SOMASKANDA COLLEGE,	48	43	91	47.25	Jaffna
21	J /ST. CHARLES M.V.,	14	10	24	41.67	Jaffna
22	J /URUMPIRAI SAIVA TAMIL V.,	33	33	66	50.00	Jaffna
23	J /VAIDESWARA COLLEGE,	12	12	24	50.00	Jaffna
24	J /VANNAI NAVALAR MAHA VIDYALAYA,	7	7	14	50.00	Jaffna
25	KN/BHARATHY V.,	47	32	79	40.51	Kilinochchi
26	KN/CHELLIYATIVU G.T.M. SCHOOL	7	5	12	41.67	Kilinochchi
27	KN/IYANARPURAM G.T.M.SCHOOL	9	7	16	43.75	Kilinochchi
28	KN/KANDAWALAI M.V.,	8	7	15	46.67	Kilinochchi

29	KN/KILALY R.C.T.M.S.,	2	2	4	50.00	Kilinochchi
30	KN/KILINOCCHI HINDU COLLEGE,	65	48	113	42.48	Kilinochchi
31	KN/KIRANCHI G.T.M. SCHOOL	14	13	27	48.15	Kilinochchi
32	KN/MURUGANANDA COLLEGE,	28	23	51	45.10	Kilinochchi
33	KN/OOTTUPPULAM G.T.M. SCHOOL ,	13	10	23	43.48	Kilinochchi
34	KN/PARANATHAN HINDU M.V.,	26	23	49	46.94	Kilinochchi
35	KN/POONAKARY SRI VIKNESWARA VIDYALAYA,	19	19	38	50.00	Kilinochchi
36	KN/PUTHUMURIPPU VIGNESWARA VIDYALAYAM,	23	16	39	41.03	Kilinochchi
37	KN/RAMANATHAPURA WEST G.T.M.S.,	12	10	22	45.45	Kilinochchi
38	KN/ST. FATHIMA R.C.T.M.S.,	16	14	30	46.67	Kilinochchi
39	KN/THIRUVAIARU MAHA VIDYALAYA,	30	28	58	48.28	Kilinochchi
40	KN/VEMBADUKERNEY C.C.T.M.S.,	7	5	12	41.67	Kilinochchi
41	KN/VERAVIL HINDU MAHA VIDYALAYAM,	11	8	19	42.11	Kilinochchi
42	MN/KADDAIADAMPAN R.C.T.M.S.MURUNKAN,	13	10	23	43.48	Madhu
43	MN/MOONRAMPIDY G.T.M.S.	9	7	16	43.75	Madhu
44	MN/VADDAKANDAL G.T.M.S.,	21	18	39	46.15	Madhu
45	MN/AL-AZHAR M.V.,	14	14	28	50.00	Mannar
46	MN/ERUKKALAMPIDY MAHALIR M.VIDYALAYA,	16	12	28	42.86	Mannar
47	MN/ERUKKALAMPIDY MUSLIM M.M.V.,	11	10	21	47.62	Mannar
48	MN/KATKIDANTHAKULAM R.C.T.M.S.	10	9	19	47.37	Mannar
49	MN/ST. LUCIA'S M. VIDYALAYA,	18	14	32	43.75	Mannar
50	MN/ST. MOTHER THERESA R.C.T.M.SCHOOL,	5	5	10	50.00	Mannar
51	MN/THODDAVELY G.T.M. SCHOOL,	12	12	24	50.00	Mannar
52	MN/UYIRTHARASANKULAM R.C.T.M. SCHOOL,	3	3	6	50.00	Mannar
53	MU/ANANTHAPURAM G.T.M. SCHOOL,	5	5	10	50.00	Mullaitivu
54	MU/ETHAWETUNUWEWA VIDYALAYA,	11	8	19	42.11	Mullaitivu
55	MU/KAIVELY GANESHA VIDYALAYA,	10	7	17	41.18	Mullaitivu
56	MU/SAMPATHNUWARA NATIONAL SCHOOL,	30	23	53	43.40	Mullaitivu
57	J /DRIBERG COLLEGE,	37	28	65	43.08	Thenmarachchi
58	J /ELUTHUMATTUWAL G.T.M. SCHOOL,	1	1	2	50.00	Thenmarachchi
59	J /KAITHADY MUTHUKUMARASWAMY M.V.,	14	10	24	41.67	Thenmarachchi
60	J /KODIKAMAM THIRUNAVUKKARASU CENTRAL COLLEGE,	32	24	56	42.86	Thenmarachchi

61	J /SRI GANESHA VIDYALAYA	4	3	7	42.86	Thenmarachchi
62	MU/MUTHUIYANKADDU RIGHT BANK M. VIDYALAYA	11	8	19	42.11	Thunukkai
63	MU/OLUMADU TAMIL VIDYALAYA,	10	8	18	44.44	Thunukkai
64	MU/THERANKANDAL G.T.M.S.	4	4	8	50.00	Thunukkai
65	J /CHITHAMBARA COLLEGE,	13	12	25	48.00	Vadamarachchi
66	J /KAMBARMALAI VIDYALAYAM,	10	8	18	44.44	Vadamarachchi
67	J /KARANAVALI PONNAMPALAM V.,	3	3	6	50.00	Vadamarachchi
68	J /THONDAIMANARU VEERAGATHIPILLAI M.VIDYALAYA,	22	17	39	43.59	Vadamarachchi
69	J /ARALY EAST A.M.T.M. SCHOOL	7	6	13	46.15	Valikamam
70	J /ARALY HINDU COLLEGE,	23	19	42	45.24	Valikamam
71	J /ARALY SARASWATHY M.V.,	35	33	68	48.53	Valikamam
72	J /KUPPILAN VICKNESWARA M.V.,	4	4	8	50.00	Valikamam
73	J /MOOLAI SAIVAPRAGASA V.,	22	21	43	48.84	Valikamam
74	J /MYLIDY R.C.T.M.S.,	5	4	9	44.44	Valikamam
75	J /NADESWARA COLLEGE,	12	12	24	50.00	Valikamam
76	J /PANNAGAM MEIHANDAN MAHA VIDYALAYA,	22	22	44	50.00	Valikamam
77	J /PIRANPATTU KALAIMAGAL VIDYALAYA,	7	6	13	46.15	Valikamam
78	J /PONNALAI VARATHARAJA PERUMAL VIDYALAYA,	7	5	12	41.67	Valikamam
79	J /TELLIPALAI SAIVAPIRAGASA VIDYALAYA,	4	3	7	42.86	Valikamam
80	V /ALAGALLA G.S.VIDYALAYA,.	5	4	9	44.44	V.South
81	V /AL-AMEEN MUSLIM MAHA VIDYALAYA,	7	6	13	46.15	V.South
82	V /ANDIYA PULIYANKULAM M.V.	14	10	24	41.67	V.South
83	V /ARUVITHHODAM SIVANANTHA VIDYALAYA,	9	9	18	50.00	V.South
84	V /BOGASWEWA VIDYALAYA,	16	12	28	42.86	V.South
85	V /DHARMAPALA VIDYALAYA,	6	5	11	45.45	V.South
86	V /GANESAPURAM VINAYAGAR VIDYALAYA,	12	12	24	50.00	V.South
87	V /KANTHAPURAM VANI V.,	15	14	29	48.28	V.South
88	V /KARUKKALPUTHUKKULAM G.T.M.SCHOOL,	6	5	11	45.45	V.South
89	V /KOVIL PUTTUKULAM HINDU COLLEGE,	44	38	82	46.34	V.South
90	V /PAVATKULAM GANESWARA MAHA VIDYALAYA,	9	9	18	50.00	V.South
91	V /PERIYAKOMARASANKULAM M.VIDYALAYA,	38	26	64	40.63	V.South
92	V /POOVARASANKULAM M.V.,	18	15	33	45.45	V.South

93	V /SIRISUMANA MAHA VIDYALAYA,	17	12	29	41.38	V.South
94	V /VEERAPURAM MANIVASAGAR M.V.,	24	17	41	41.46	V.South
95	V /KALMADU M.V.,	6	6	12	50.00	V.North
96	V /KOVILPULIYANKULAM MUTAMIL V.,	2	2	4	50.00	V.North
97	V /OMANTHAI CENTRAL COLLEGE,	26	20	46	43.48	V.North

School Wise Analysis of qualified for A/L (3C 3S with Mathematics and First Language)

50.1 % - 65%

S.No	School	Fail #	Pass #	Total	%	Zone
1	J /DELFT MAHA VIDYALAYA,	13	15	28	53.57	Islands
2	J /YARLTON COLLEGE,	22	24	46	52.17	Islands
3	J /CANAGARATNAM M.M.V.,	26	43	69	62.32	Jaffna
4	J /COLUMBUTHURAI HINDU M.V.,	10	12	22	54.55	Jaffna
5	J /JAFFNA CENTRAL COLLEGE,	53	80	133	60.15	Jaffna
6	J /KOKUVIL SRI GNANAPANDITHA V.,	8	10	18	55.56	Jaffna
7	J /KUDATHANAI KARAIYOOR A.M.T.M. SCHOOL	2	3	5	60.00	Jaffna
8	KN/AKKARAYAN M.V.,	34	61	95	64.21	Kilinochchi
9	KN/IYAKKACHCHI G.T.M. SCHOOL,	13	19	32	59.38	Kilinochchi
10	KN/KARUKKAITIVU M.V.,	5	7	12	58.33	Kilinochchi
11	KN/MASAR G.T.M.S.,	5	7	12	58.33	Kilinochchi
12	KN/MULANKAVIL M.V.	56	68	124	54.84	Kilinochchi
13	KN/PALLAI CENTRAL COLLEGE,	28	49	77	63.64	Kilinochchi
14	KN/PALLAI R.C.T.M.S.	9	12	21	57.14	Kilinochchi
15	KN/PIRAMANTHANARU M.V.,	27	33	60	55.00	Kilinochchi
16	KN/RAMANATAPURAM M.V.,	32	41	73	56.16	Kilinochchi
17	KN/RAMANATHAPURAM EAST G.T.M.S.,	20	24	44	54.55	Kilinochchi
18	KN/VADDAKACHCHI CENTRAL COLLEGE	25	35	60	58.33	Kilinochchi
19	MN/PARAPPANKANDAL R.C.T.M.S.	3	5	8	62.50	Madhu
20	MN/ABDEEN G.M.M. SCHOOL	4	7	11	63.64	Mannar
21	MN/AL-MINA MAHA VIDYALAYA,	8	9	17	52.94	Mannar

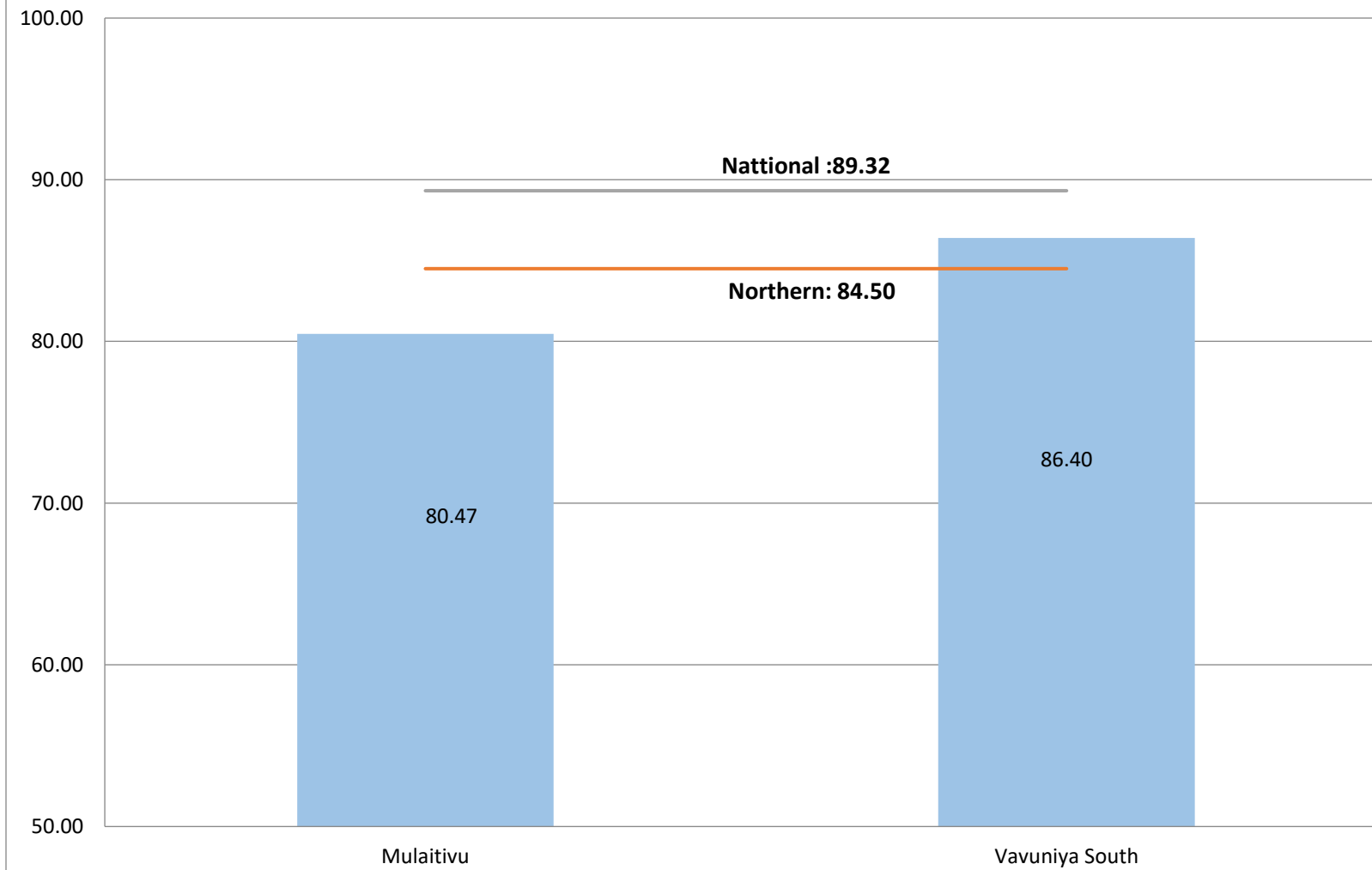
22	MN/MAVILANKANY R.C.T.M. SCHOOL	5	7	12	58.33	Mannar
23	MN/MURUNKAN M.V.,	22	27	49	55.10	Mannar
24	MN/PUNITHAVALANAR R.C.T. VIDYALAYA,	12	20	32	62.50	Mannar
25	MN/SIVARAJA HINDU VIDYALAYA,	3	5	8	62.50	Mannar
26	MN/ST. XAVIER'S BOYS COLLEGE,	42	76	118	64.41	Mannar
27	MU/BARATHY MAHA VIDYALAYA,	27	34	61	55.74	Mullaitivu
28	MU/CHILAWATTHAI T.V.,	9	14	23	60.87	Mullaitivu
29	MU/KURAVIL TAMIL VIDYALAYA,	6	9	15	60.00	Mullaitivu
30	MU/MULLAITIVU M.V.,	26	38	64	59.38	Mullaitivu
31	MU/PARANAGAMAWEWA VIDYALAYA,	2	3	5	60.00	Mullaitivu
32	MU/PUTHUKUDIYIRUPPU R.C. VIDYALAYA,	18	20	38	52.63	Mullaitivu
33	MU/SUTHANTHIRAPURAM T.M.V.,	14	16	30	53.33	Mullaitivu
34	MU/UDAIYARAKADDU M.V.,	45	65	110	59.09	Mullaitivu
35	MU/VALLIPUNAM MAHA VIDYALAYA,	20	35	55	63.64	Mullaitivu
36	MU/VATTAPPALAI M.VIDYALAYA,	10	14	24	58.33	Mullaitivu
37	MU/VIDYANANDA COLLEGE,	60	75	135	55.56	Mullaitivu
38	MU/VISVAMADU M.V.,	31	38	69	55.07	Mullaitivu
39	J /KACHCHAI M.V.,	13	19	32	59.38	Thenmarachchi
40	J /KODIKAMAM GOVERNMENT VIDYALAYAM,	3	4	7	57.14	Thenmarachchi
41	J /MADDUVIL KAMALASANY VIDYALAYA,	9	12	21	57.14	Thenmarachchi
42	J /MADDUVIL SOUTH SARASWATHY VIDYALAYA,	10	12	22	54.55	Thenmarachchi
43	J /MANTHUVIL R.C.T.M. SCHOOL,	5	6	11	54.55	Thenmarachchi
44	J /MANTHUVIL SRI BHARATHY V.,	4	7	11	63.64	Thenmarachchi
45	J /MEESALAI VIGNESWARA M.V.,	3	4	7	57.14	Thenmarachchi
46	J /MIRUSUVIL G.T.M. SCHOOL,	6	11	17	64.71	Thenmarachchi
47	J /VARANI CENTRAL COLLEGE,	25	39	64	60.94	Thenmarachchi
48	J /VARANI IDAIKURICHCHI SRI SUBRAMANIA SCHOOL,	2	3	5	60.00	Thenmarachchi
49	MU/KALVILANKULAM M.V.,	3	4	7	57.14	Thunukkai
50	MU/KARIPPADDAMURIPPU G.T.M.S,	2	3	5	60.00	Thunukkai
51	MU/KODDAIKADDIYAKULAM M.V.,	7	9	16	56.25	Thunukkai
52	MU/NADDANKANDAL G.T.M.S.,	5	6	11	54.55	Thunukkai
53	MU/ODDUSUDDAN MAHA VIDYALAYA,	22	25	47	53.19	Thunukkai

54	MU/PALINAGAR M.V.,	16	27	43	62.79	Thunukkai
55	MU/PANDARAVANNIYAN M.V.,	14	22	36	61.11	Thunukkai
56	MU/PANDIANKULAM MAHA VIDYALAYA,	11	20	31	64.52	Thunukkai
57	MU/YOGAPURAM M.V.,	22	27	49	55.10	Thunukkai
58	J /ALIYAWALAI C.C.T.M. VIDYALAYA,	8	12	20	60.00	Vadamarachchi
59	J /KADDAIKADU R.C.T.M.S	9	10	19	52.63	Vadamarachchi
60	J /KARANAVALI M.V.,	10	12	22	54.55	Vadamarachchi
61	J /METHODIST GIRLS' HIGH SCHOOL,	1	128	129	99.22	Vadamarachchi
62	J /PULOLY M.M.T.M. SCHOOL,	4	7	11	63.64	Vadamarachchi
63	J /ST. THOMAS' R.C. GIRL'S SCHOOL,	5	9	14	64.29	Vadamarachchi
64	J /UDUPPIDY AMERICAN MISSION COLLEGE,	28	47	75	62.67	Vadamarachchi
65	J /VALVAI SIVAGURU V.,	11	17	28	60.71	Vadamarachchi
66	J /VATHIRI SACRED HEART COLLEGE,	9	10	19	52.63	Vadamarachchi
67	J /VIGNESWARA COLLEGE,	17	18	35	51.43	Vadamarachchi
68	J /ANAICODDAI R.C.T.M. SCHOOL,	12	18	30	60.00	Valikamam
69	J /ERLALAI SAIVA MAHAJANA V.,	5	6	11	54.55	Valikamam
70	J /HINDU COLLEGE,	48	72	120	60.00	Valikamam
71	J /INUVIL CENTRAL COLLEGE,	21	31	52	59.62	Valikamam
72	J /JAFFNA COLLEGE,	39	51	90	56.67	Valikamam
73	J /KADDUVANPULAM M.V.,	6	7	13	53.85	Valikamam
74	J /MANIPAY MEMORIAL ENGLISH COLLEGE,	20	24	44	54.55	Valikamam
75	J /MYLANY SAIVA M.V.,	5	6	11	54.55	Valikamam
76	J /MYLIDY NORTH KALAIMAGAL VIDYALAYA,	7	11	18	61.11	Valikamam
77	J /SANDILIPAY HINDU COLLEGE,	29	53	82	64.63	Valikamam
78	J /ST. ANNE'S R.C.T.M. SCHOOL,	7	10	17	58.82	Valikamam
79	J /ST. HENRY'S COLLEGE,	25	37	62	59.68	Valikamam
80	J /UNION COLLEGE,	46	59	105	56.19	Valikamam
81	J /VAYAVILAN CENTRAL COLLEGE	51	74	125	59.20	Valikamam
82	J /VICTORIA COLLEGE,	57	97	154	62.99	Valikamam
83	V /AL - AKSHA M. VIDYALAYA,	7	10	17	58.82	V.South
84	V /CHEDDIKULAM MAHA VIDYALAYA,	30	32	62	51.61	V.South
85	V /KOOMANKULAM SITHY VINAYAKAR VIDYALAYA,	9	11	20	55.00	V.South

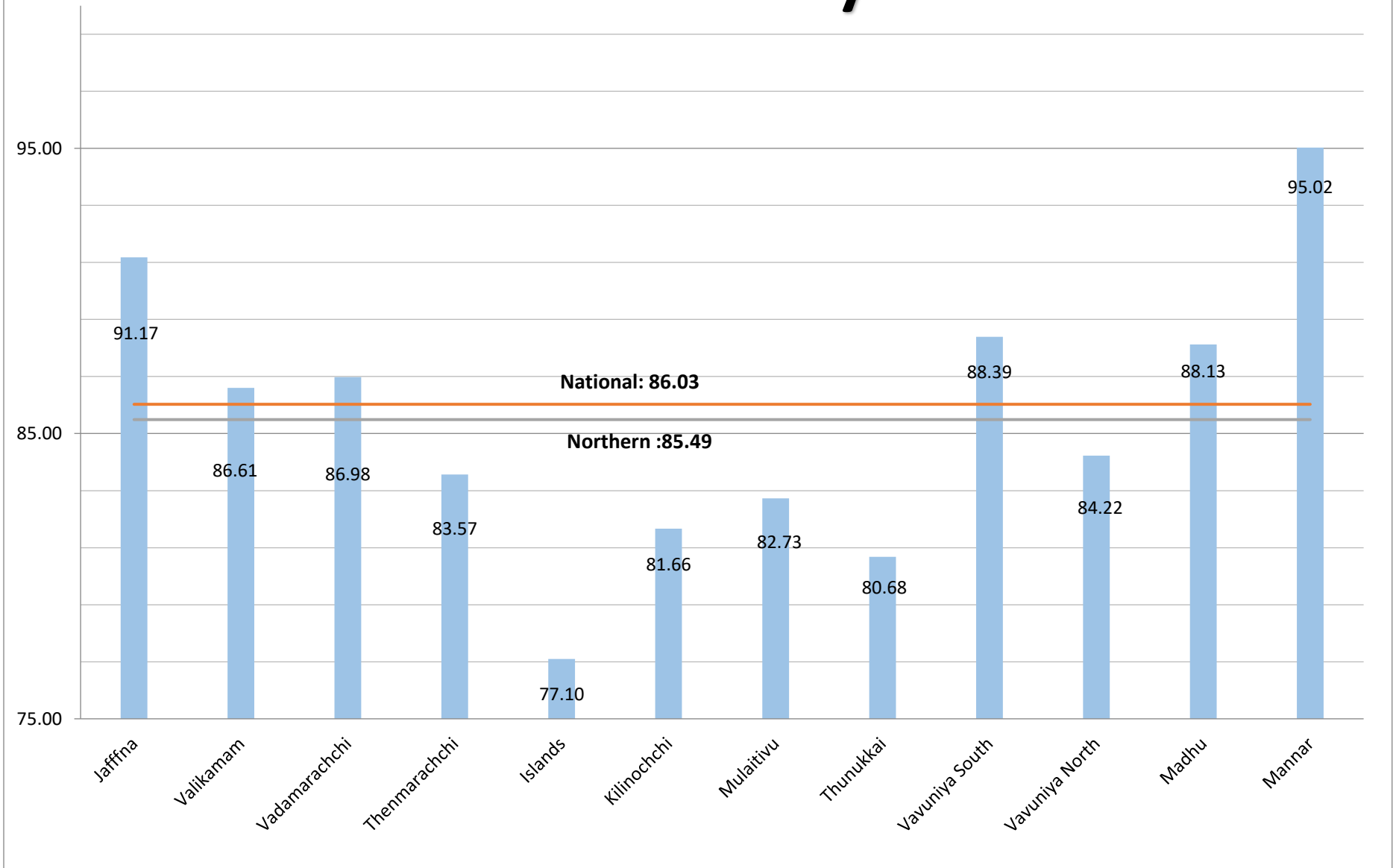
86	V /MADUKANDA M.V.,	22	37	59	62.71	V.South
87	V /MOONRUMURIPPU G.T.M. VIDYALAYA,	8	10	18	55.56	V.South
88	V /PANRIKKEITHAKULAM G.T.M.S.	8	10	18	55.56	V.South
89	V /PARAKUM MAHA VIDYALAYA,	24	44	68	64.71	V.South
90	V /POONTHODDAM M.VIDYALAYA,	20	33	53	62.26	V.South
91	V /VAVUNIYA C.C.T.M.S.,	20	22	42	52.38	V.South
92	V /VIPULANANTHA VIDYALAYA,	43	75	118	63.56	V.South
93	V /POOMUKAR KANNAKI VIDYALAYA	8	10	18	55.56	V.North
94	V /PULIYANKULAM HINDU COLLEGE,	10	13	23	56.52	V.North
95	V /SINNADAMPAN BHARATHY VIDYALAYA,	4	5	9	55.56	V.North
96	V /THARANIKKULAM GANESH VIDYALAYAM,	6	11	17	64.71	V.North

Subject Wise Analysis of Northern Province

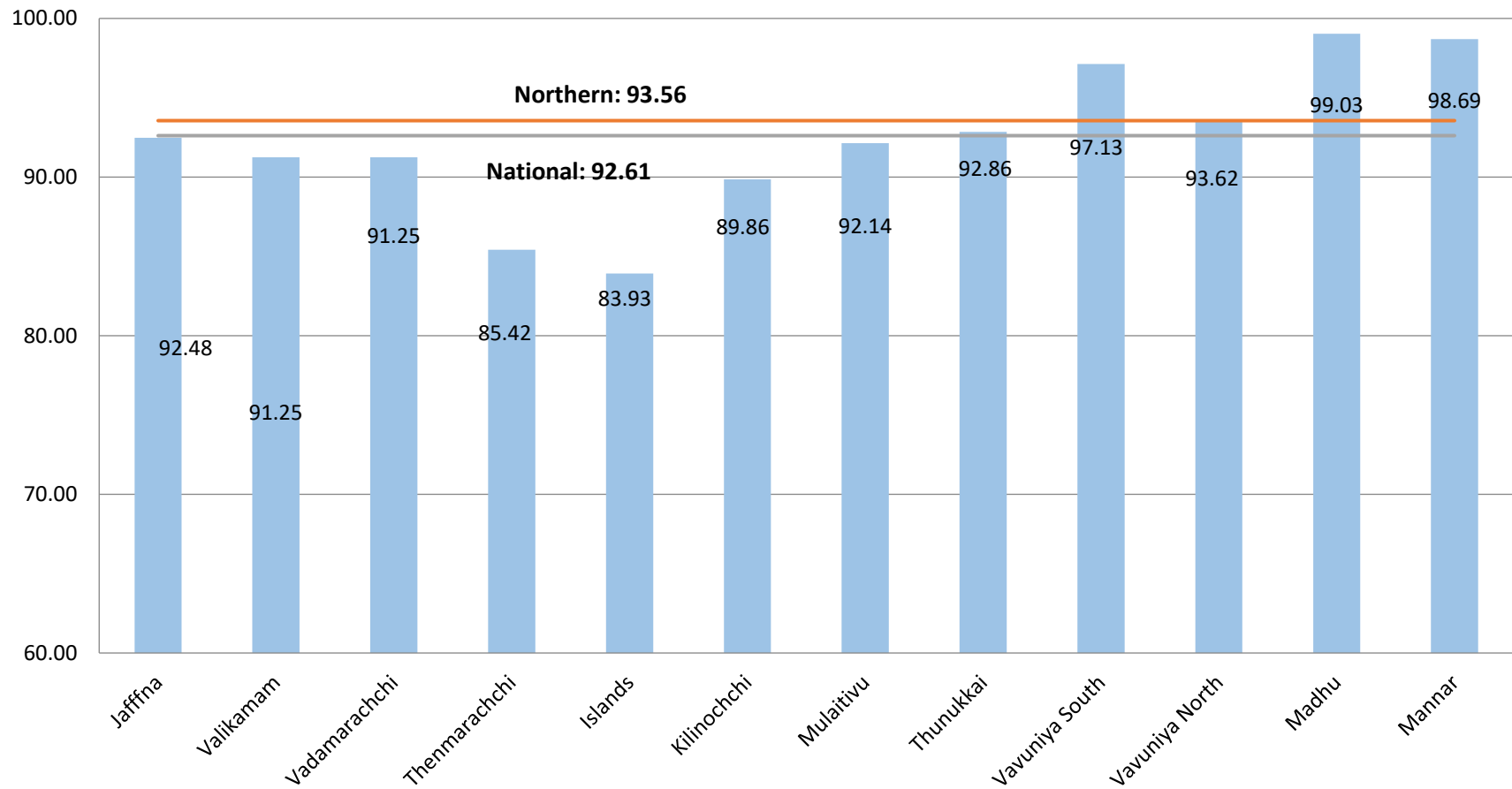
Buddhism



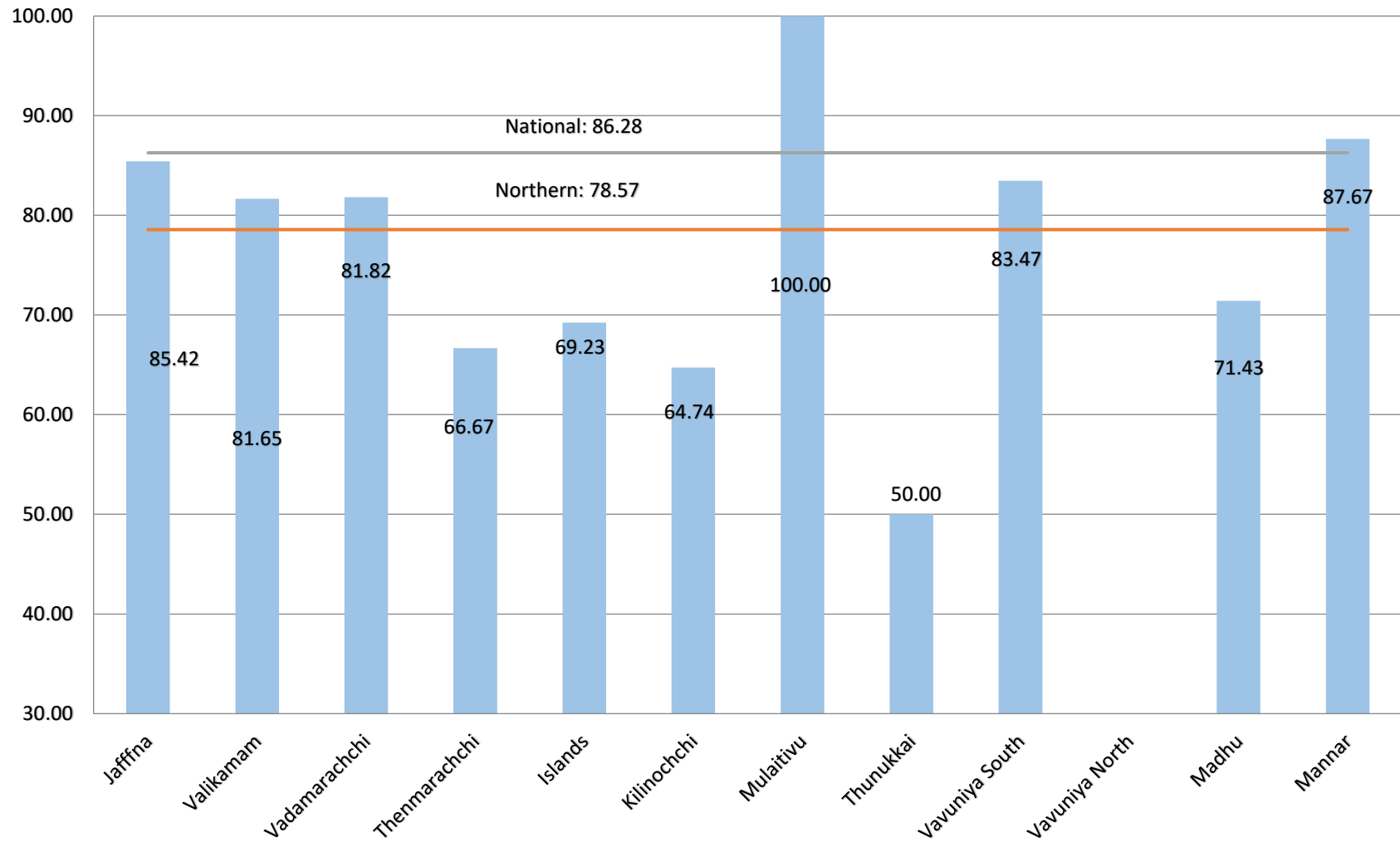
Saivanery



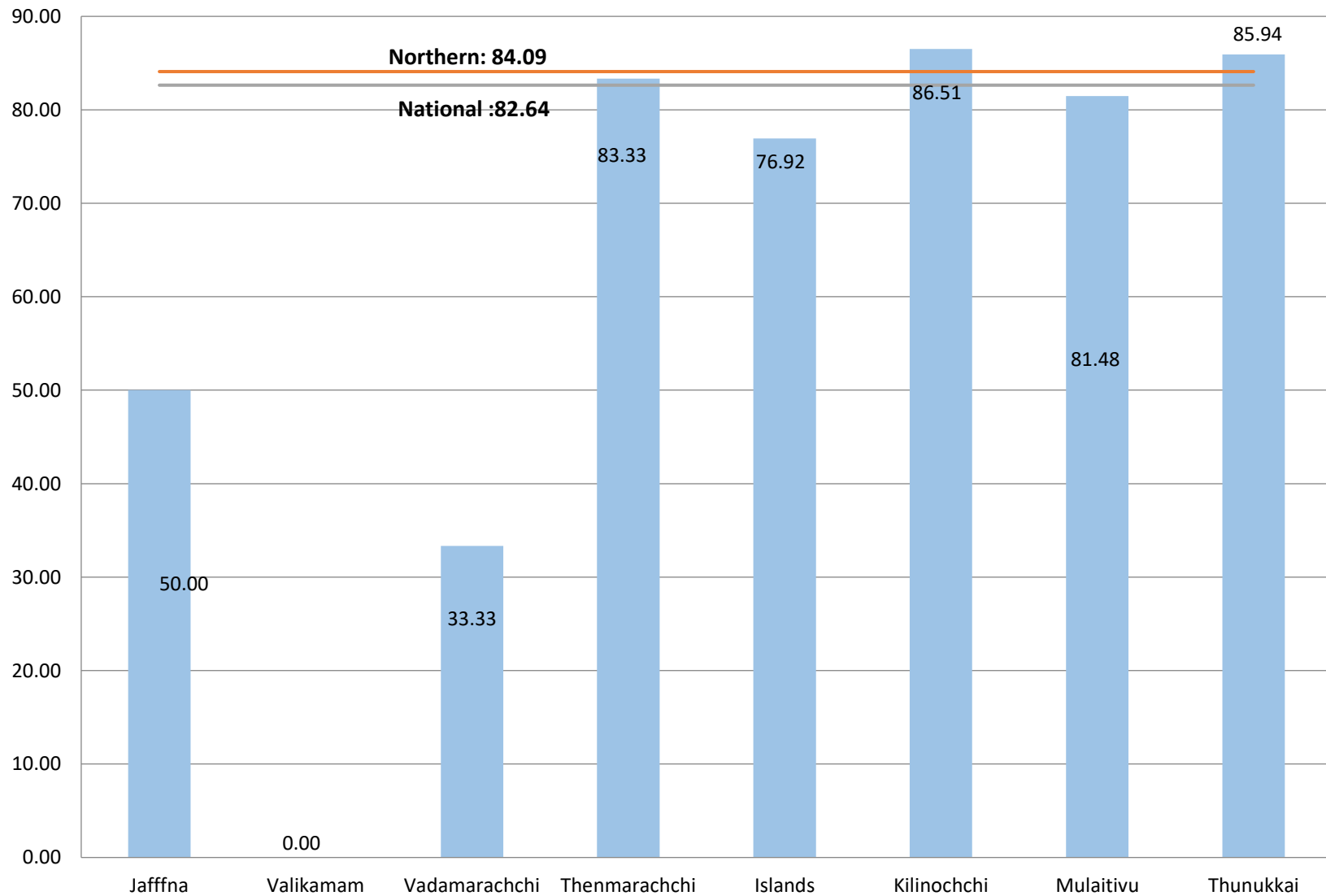
catholicism



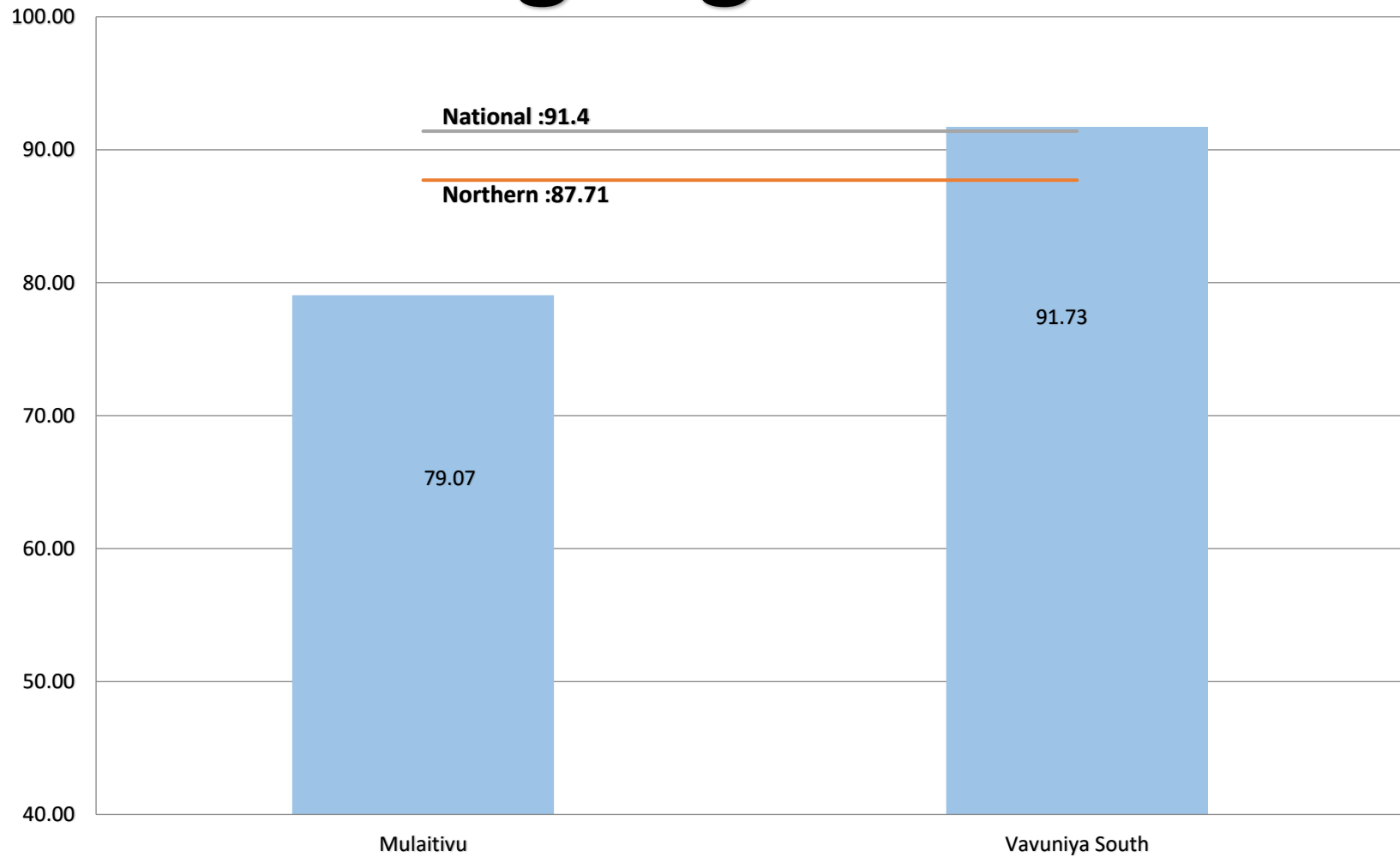
Christianity



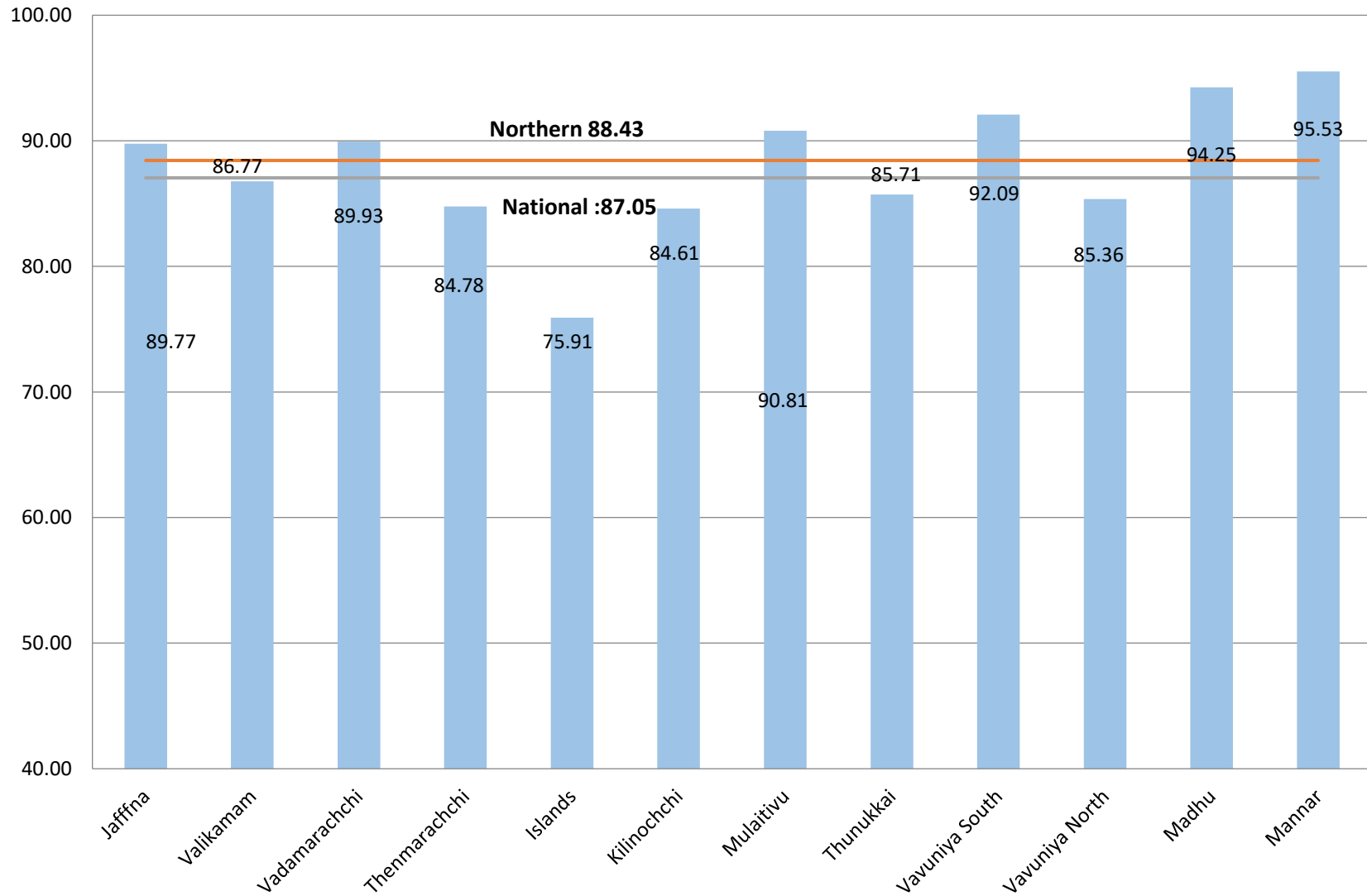
Islam



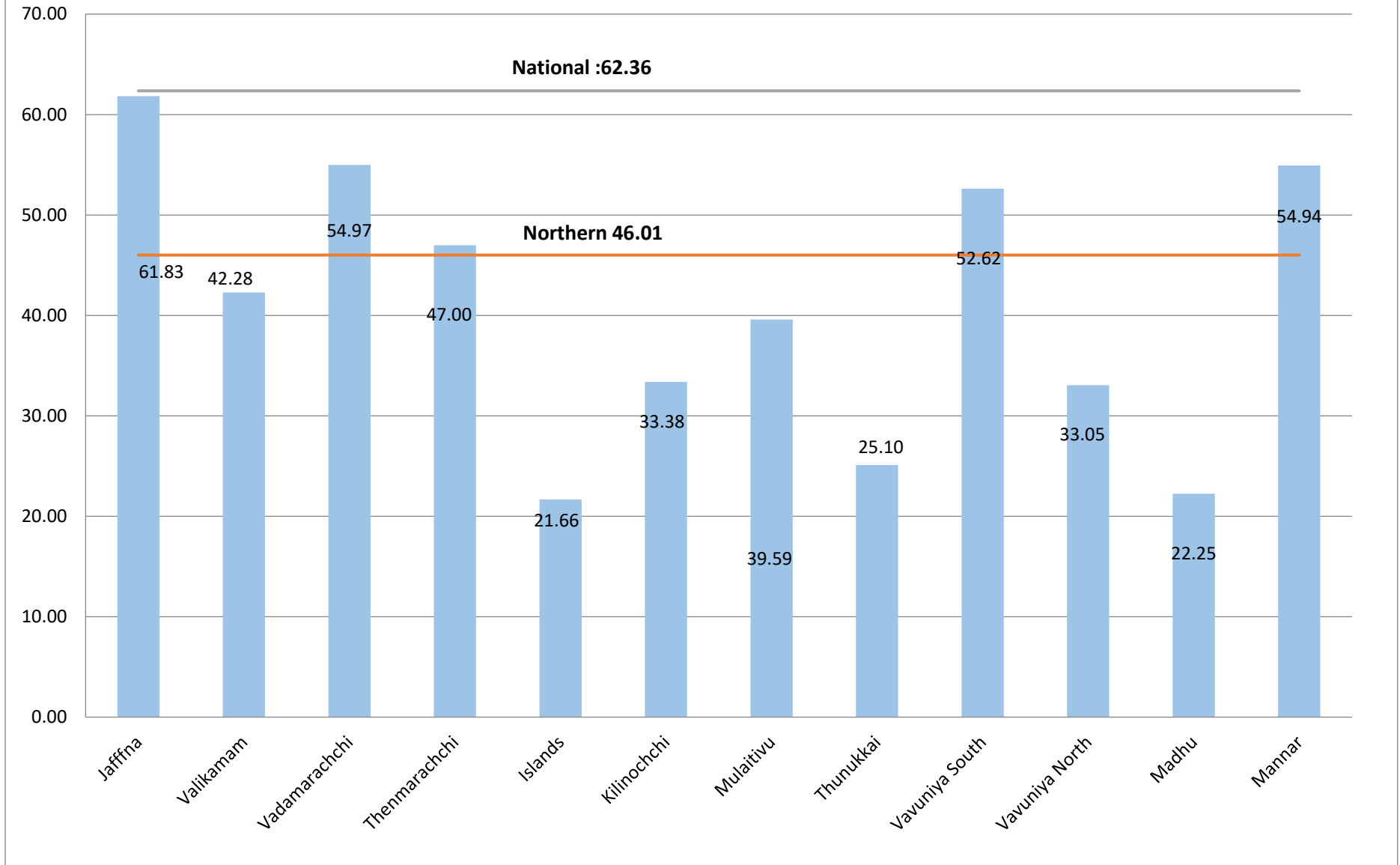
First Language Sinhala



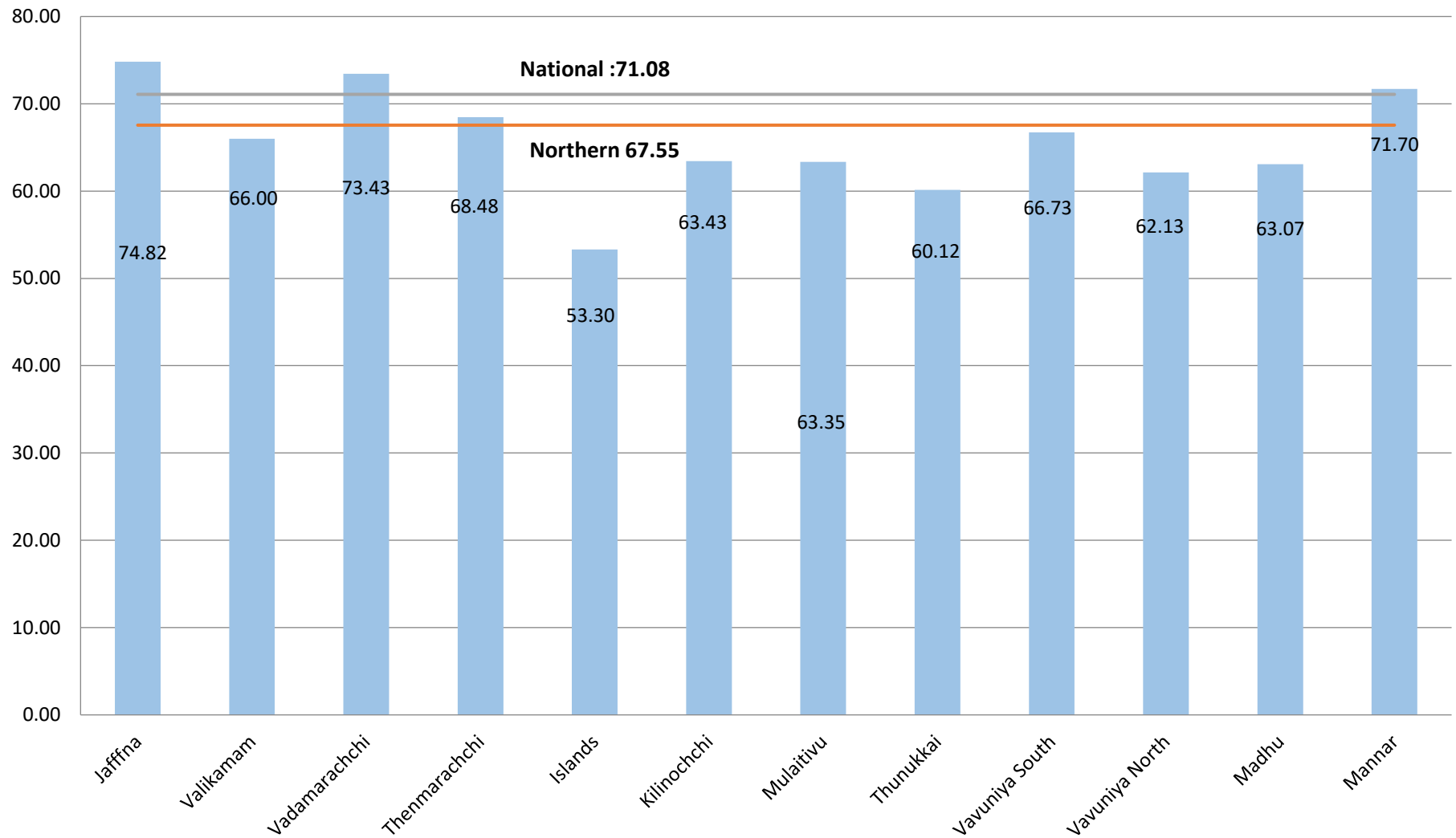
First Language Tamil



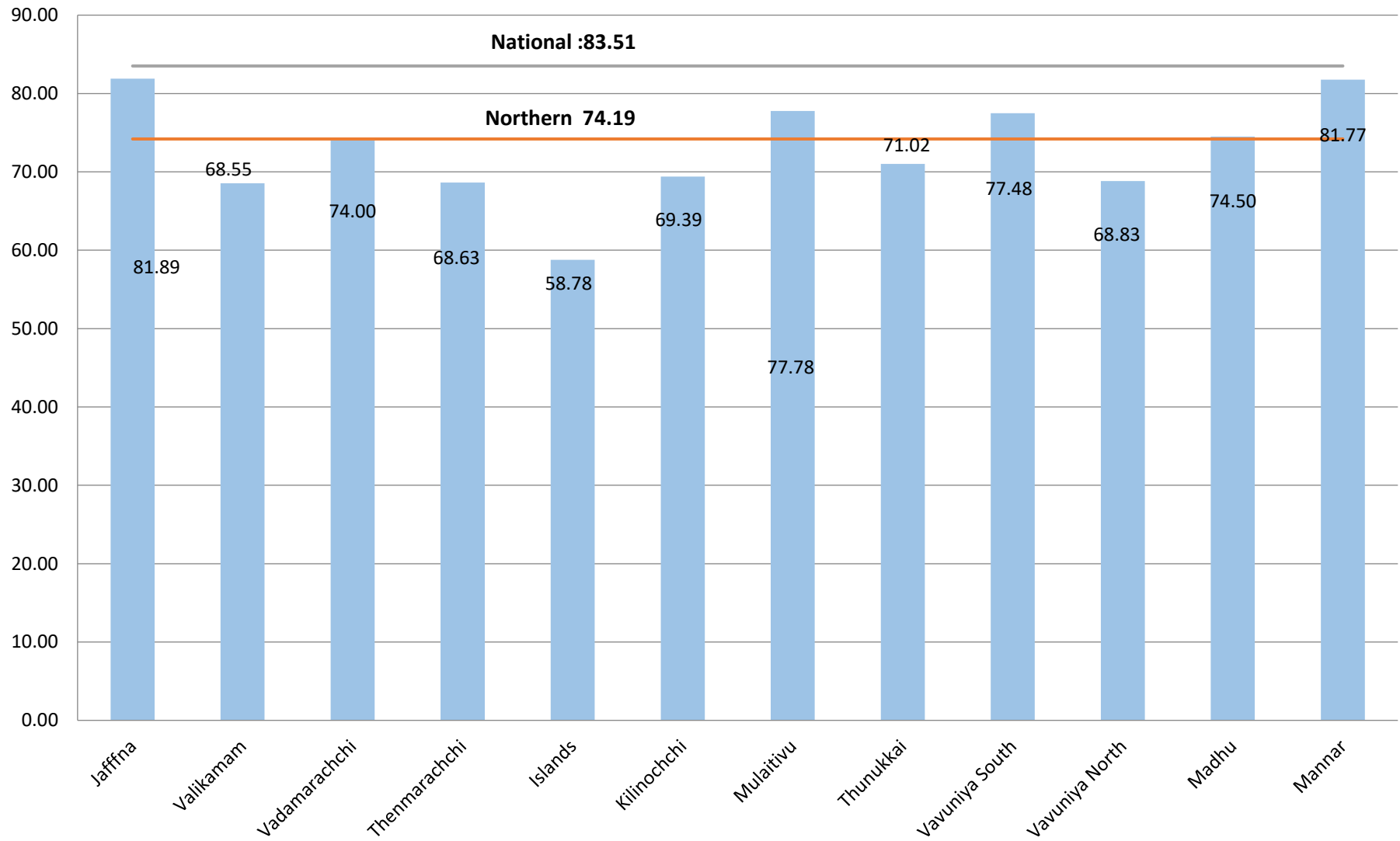
English



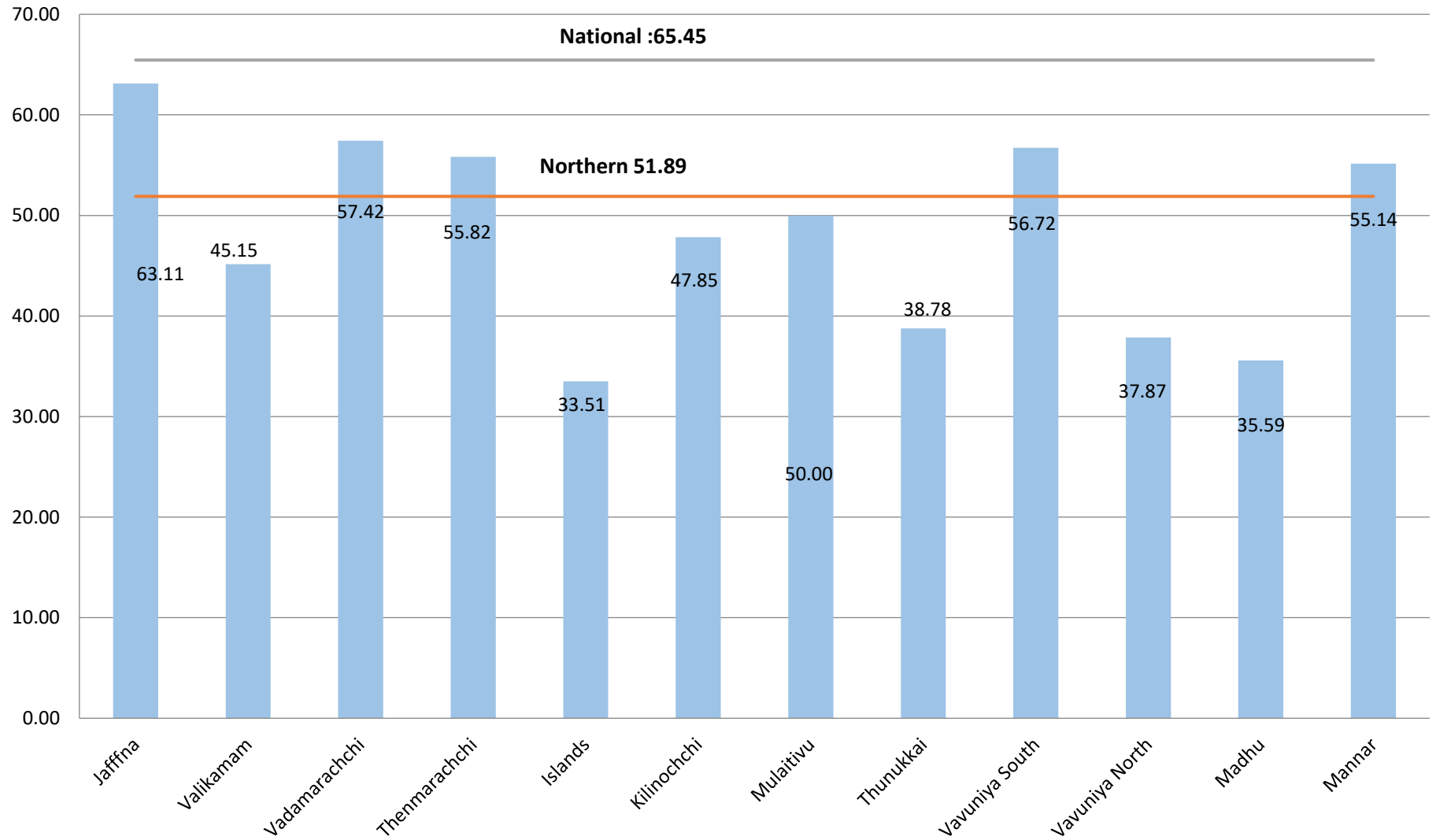
Mathematics



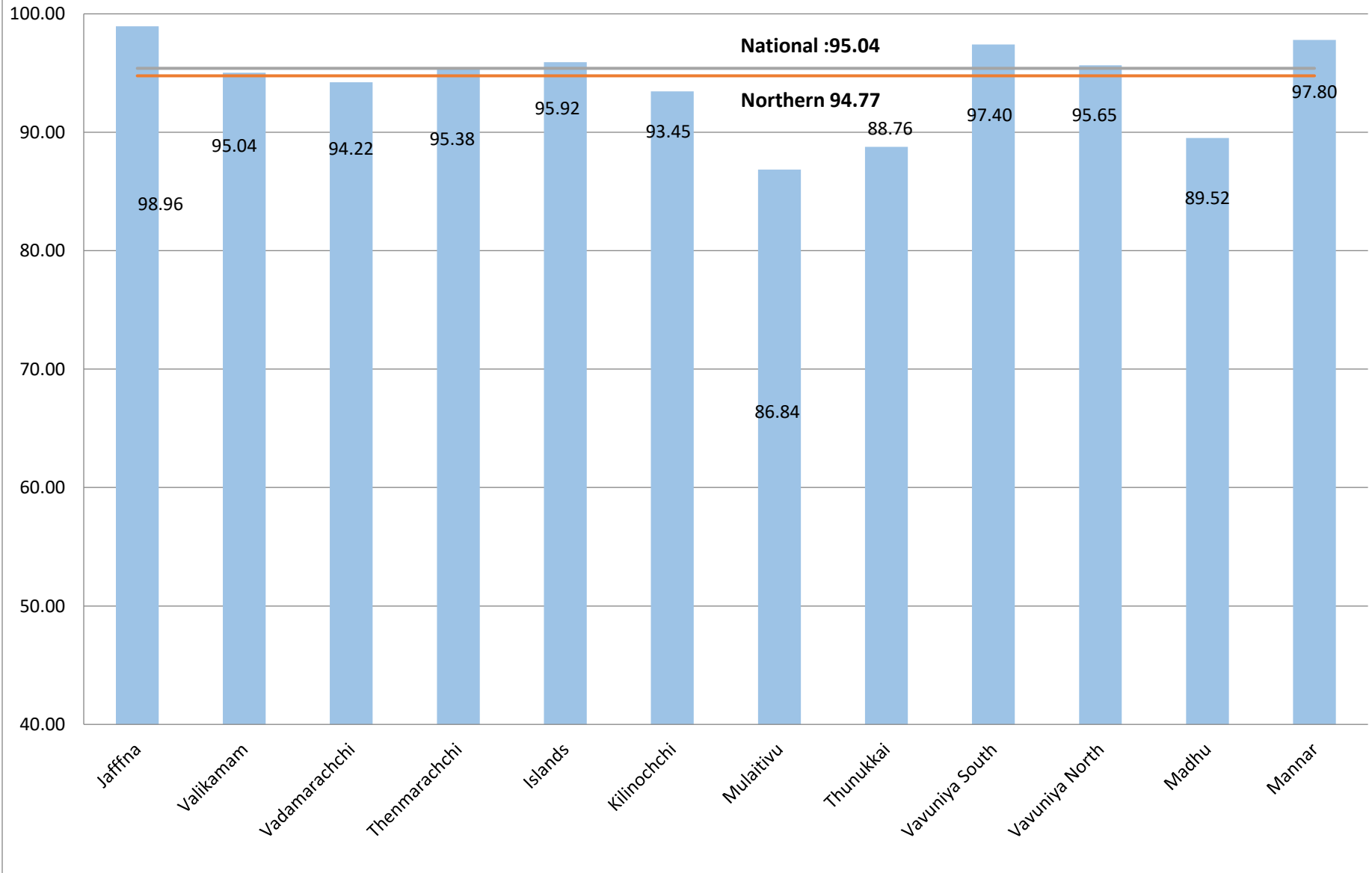
Histry



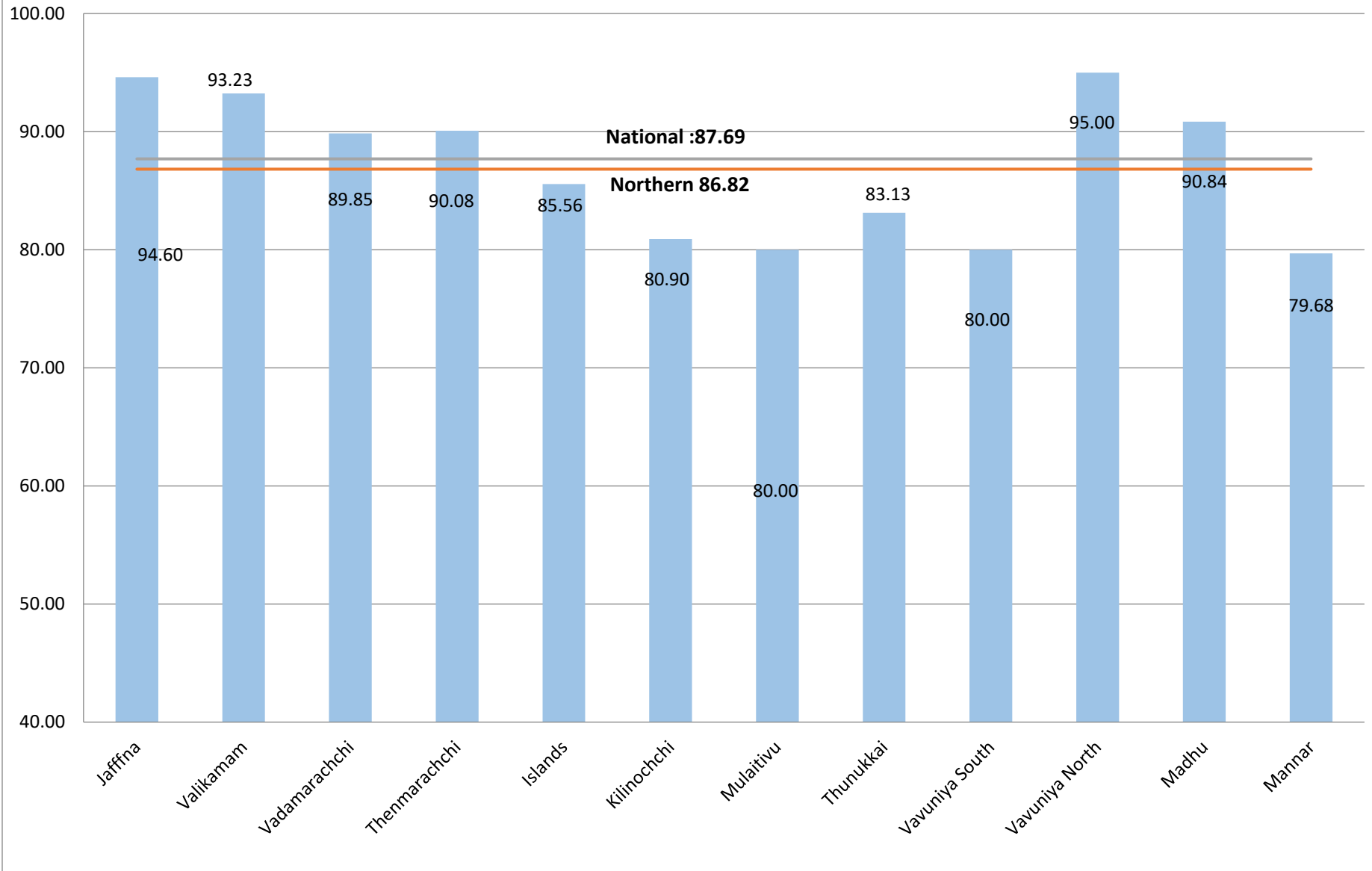
Science



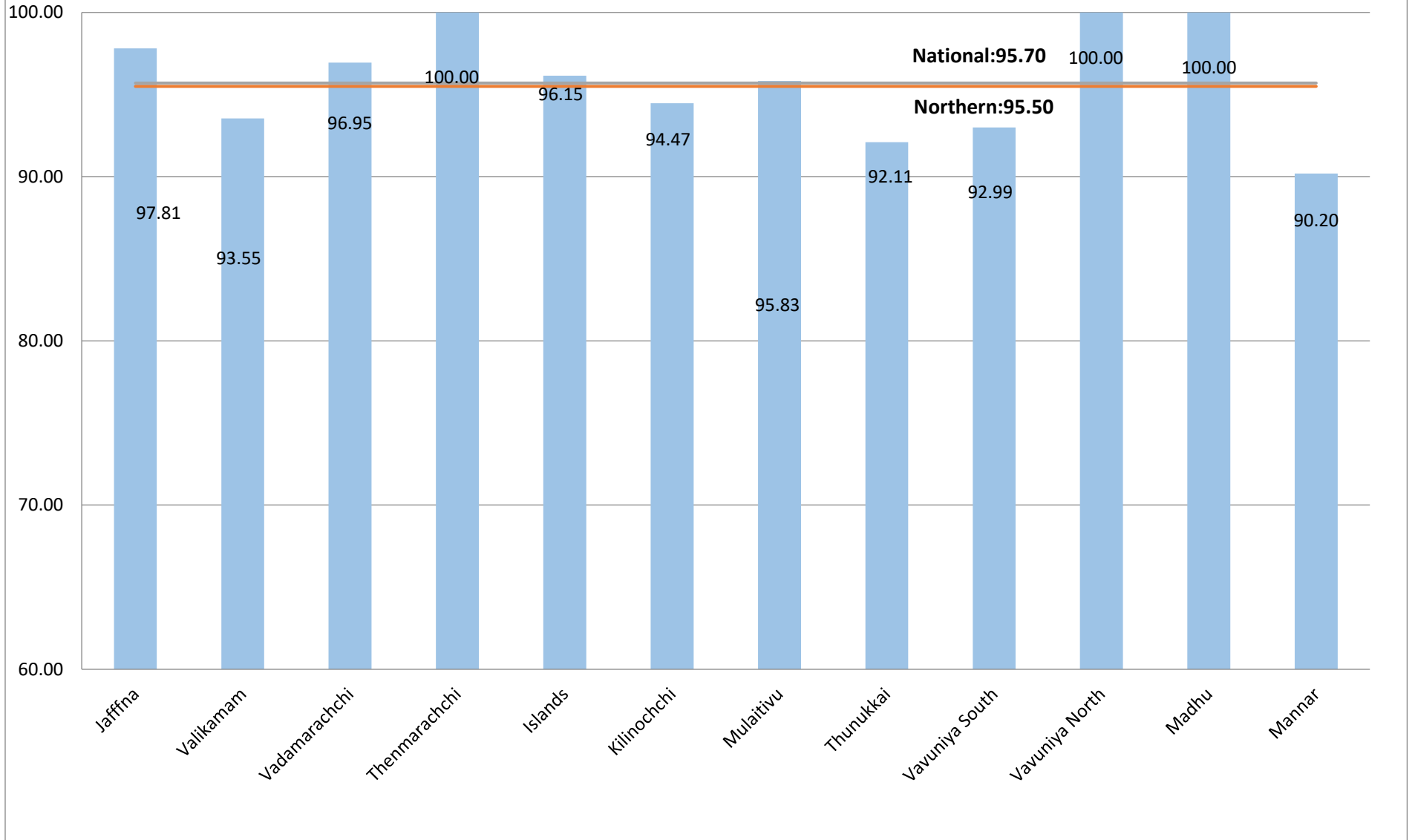
Music Carnatic



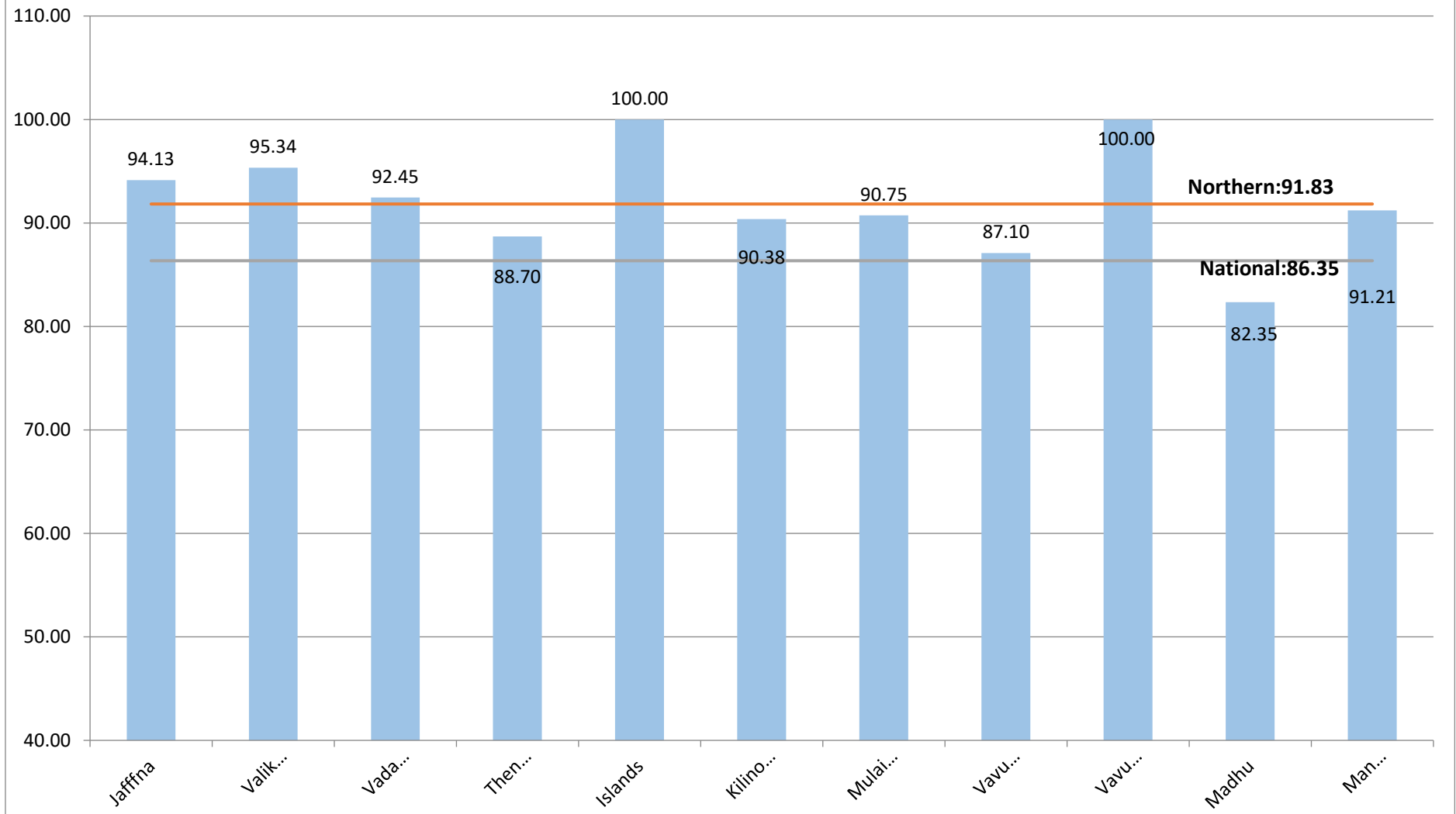
Art



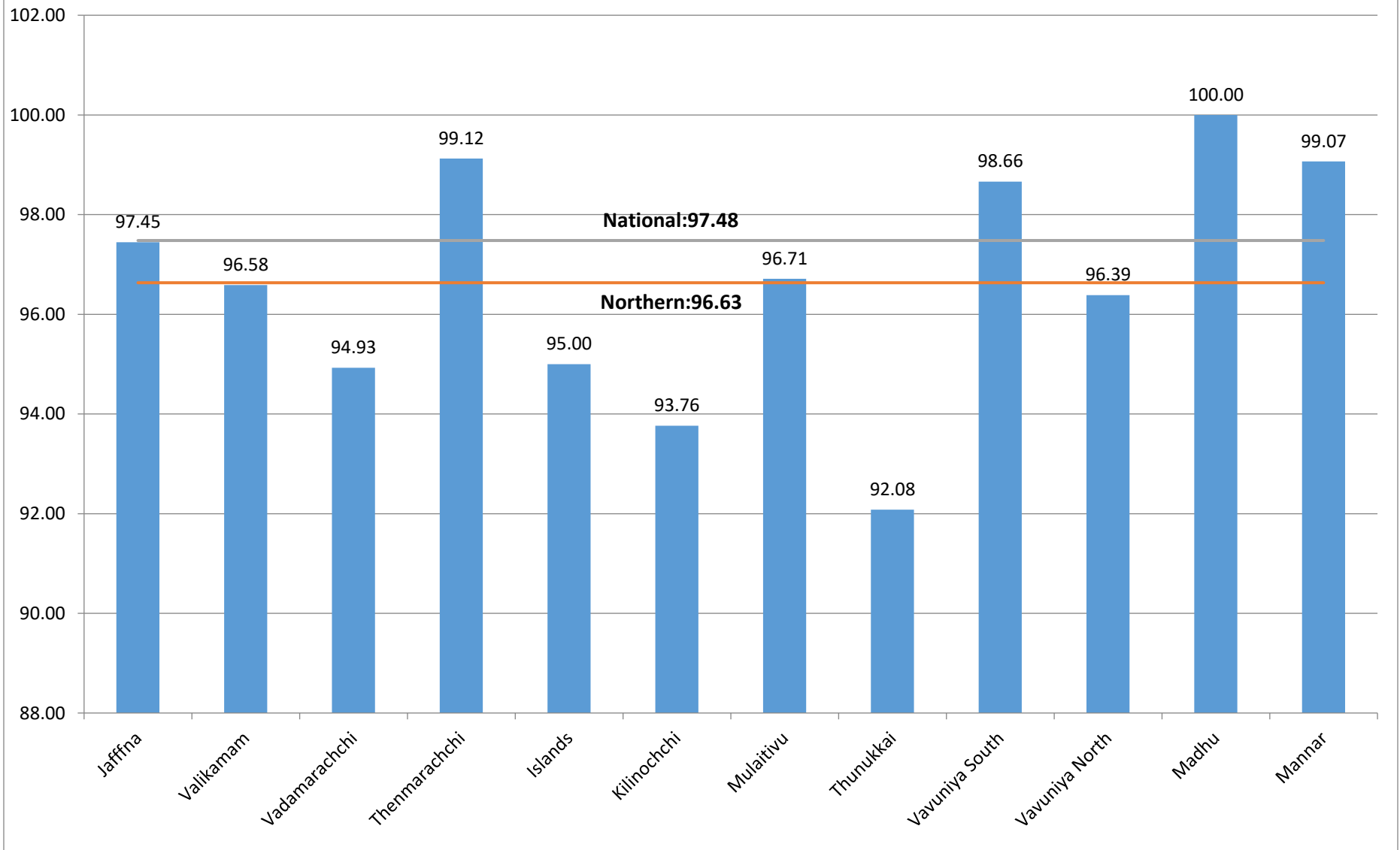
Dancing Bharatha



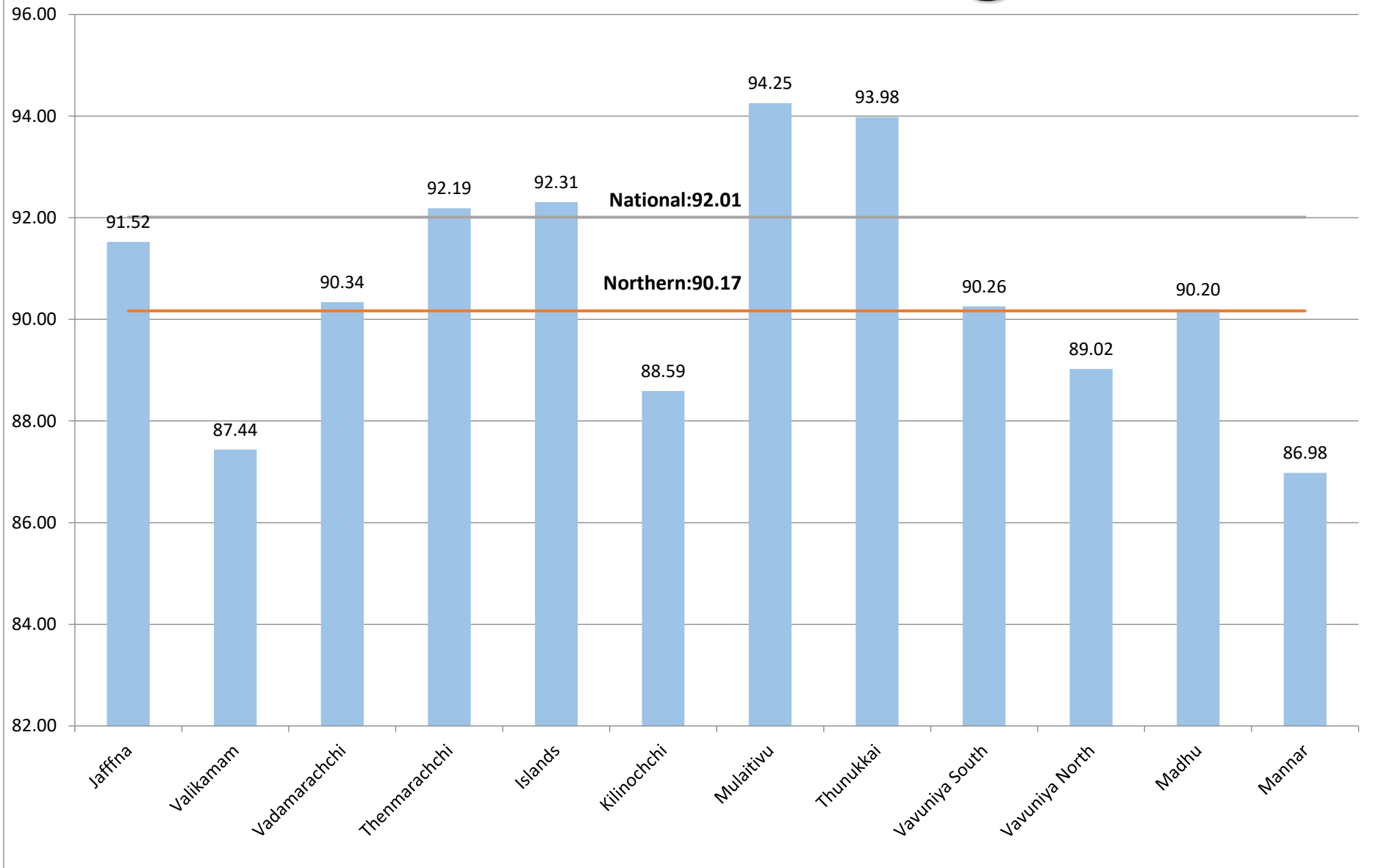
Appreciation of Tamil Literary Texts



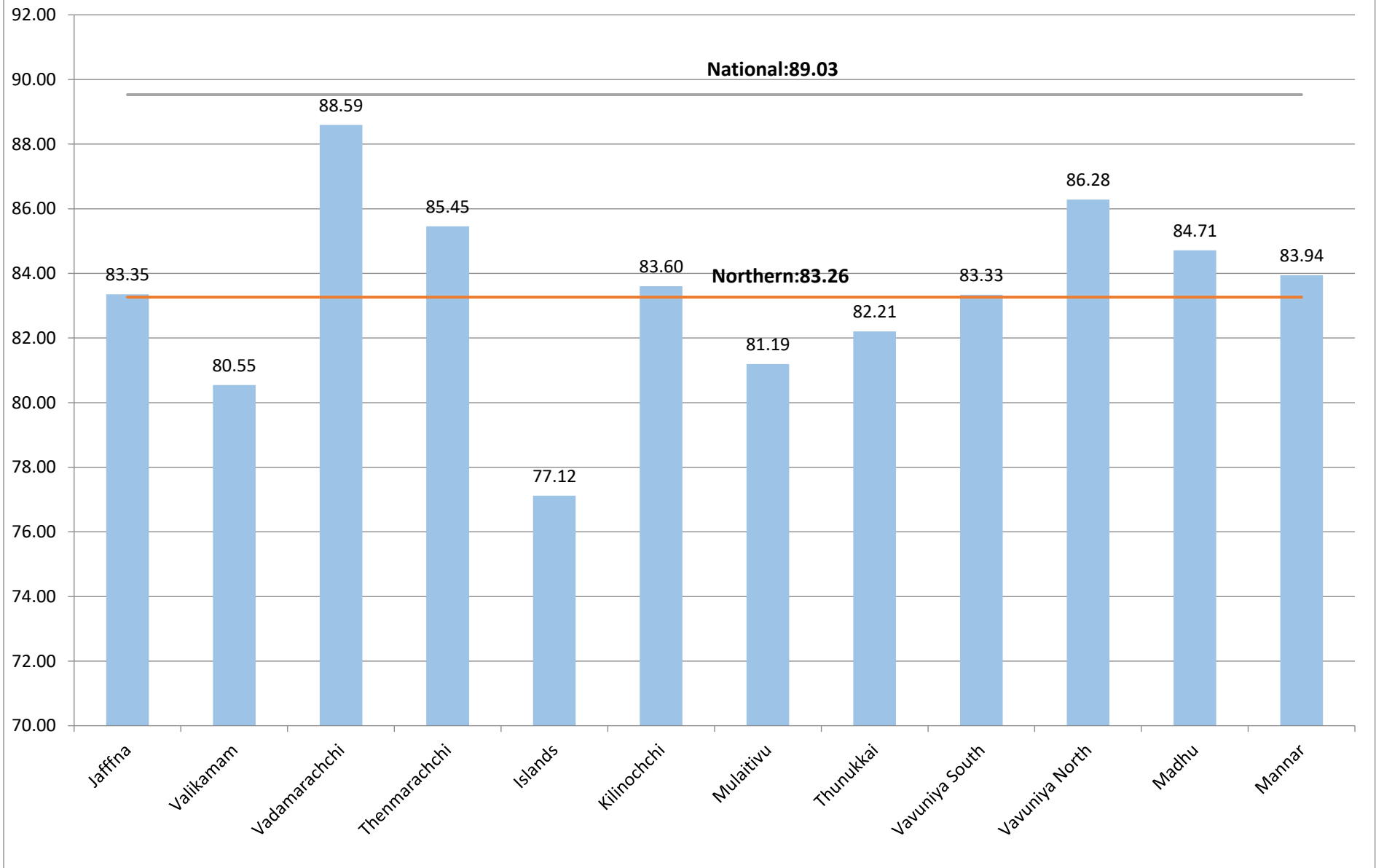
Drama & Theatre Tamil



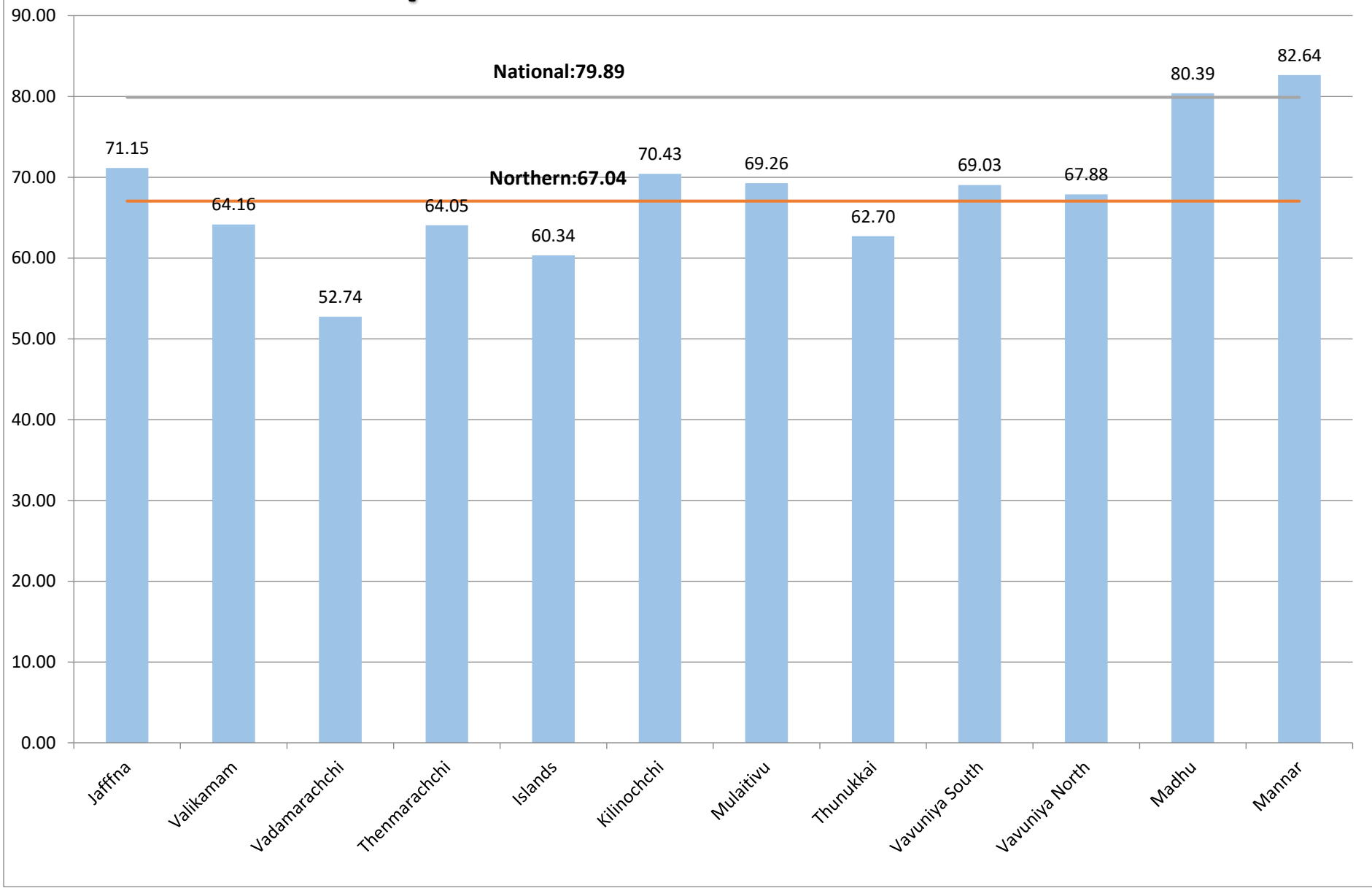
Business & Accounting Studies



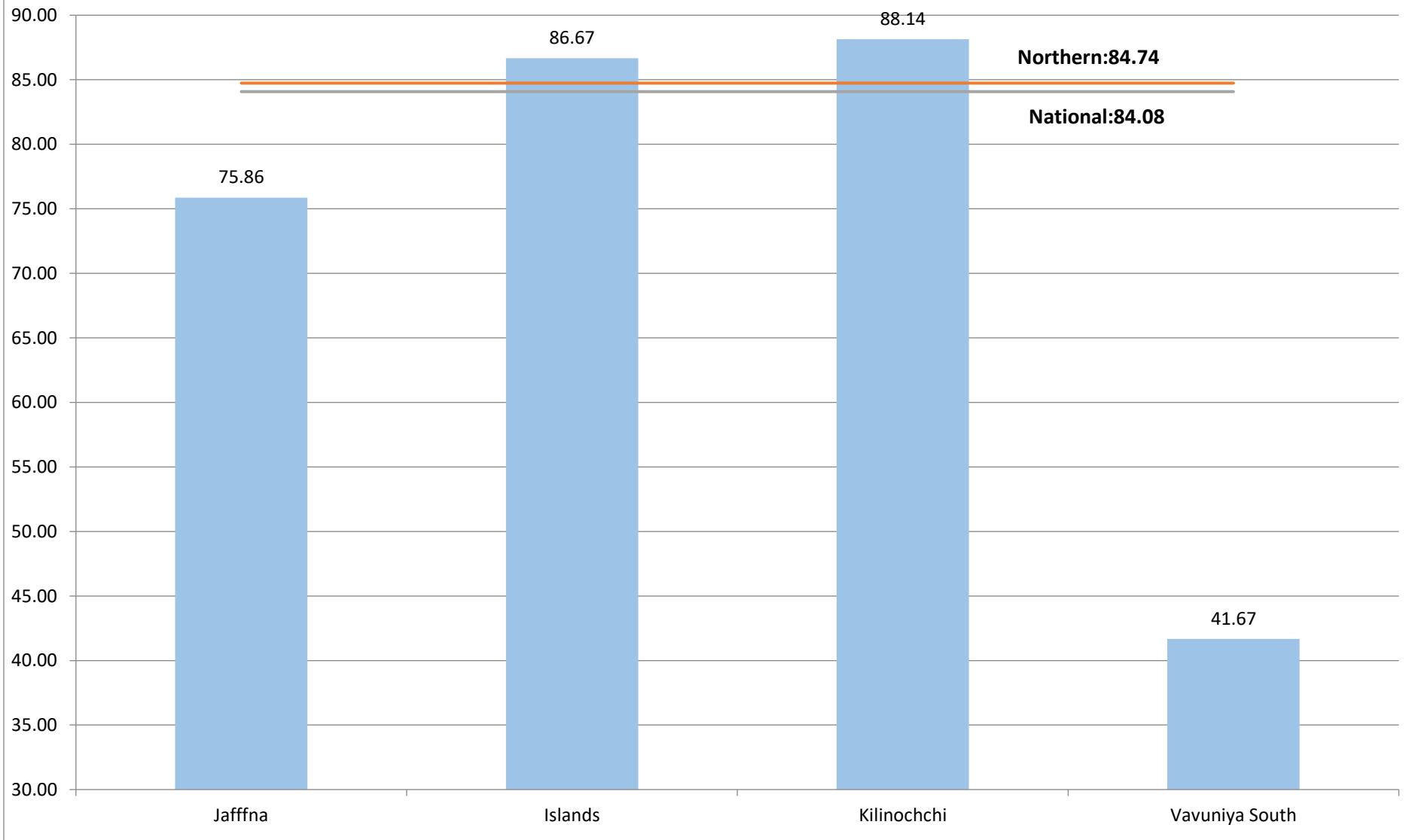
Geography



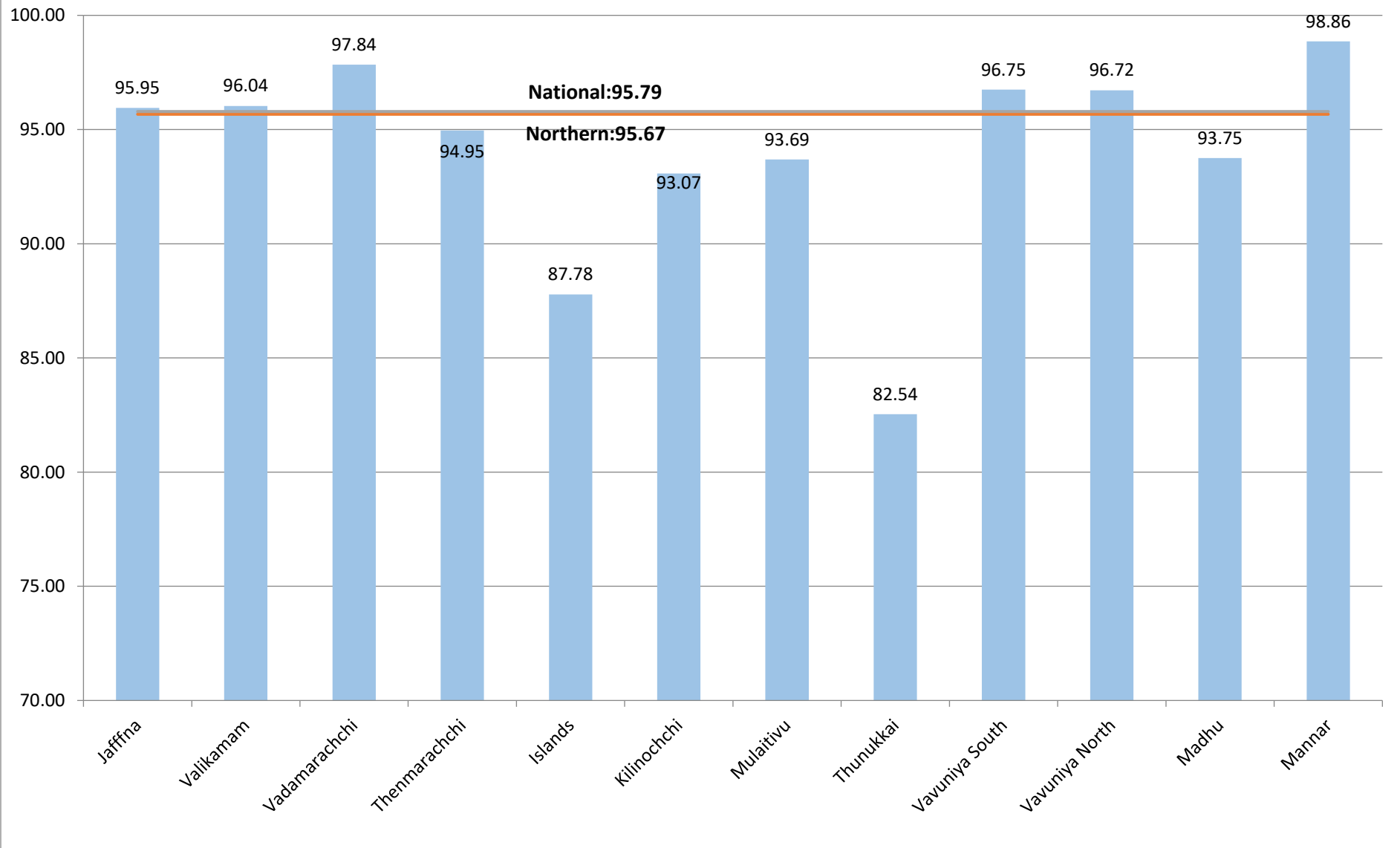
Citizenship Education & Governance



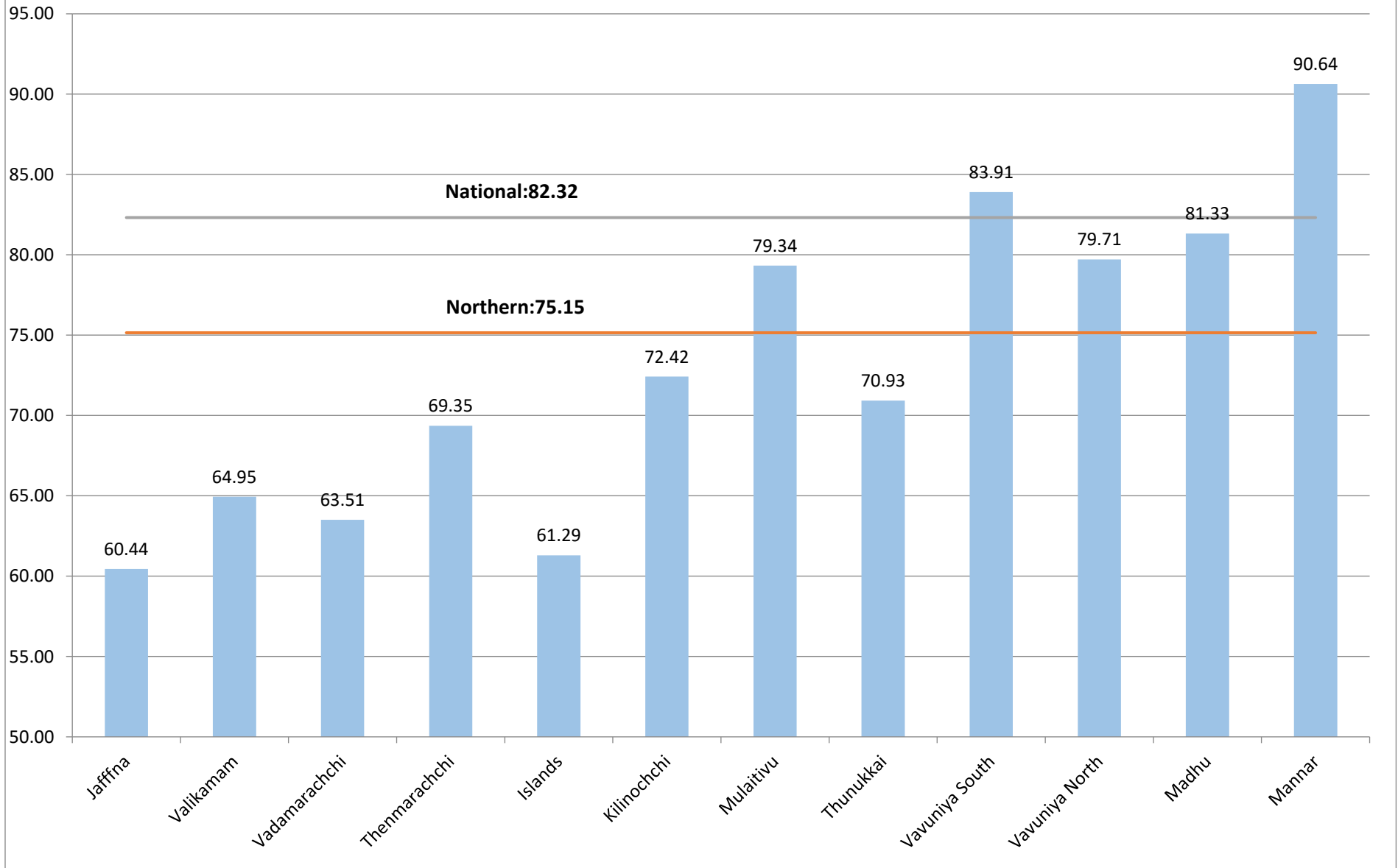
Entrepreneurship Studies



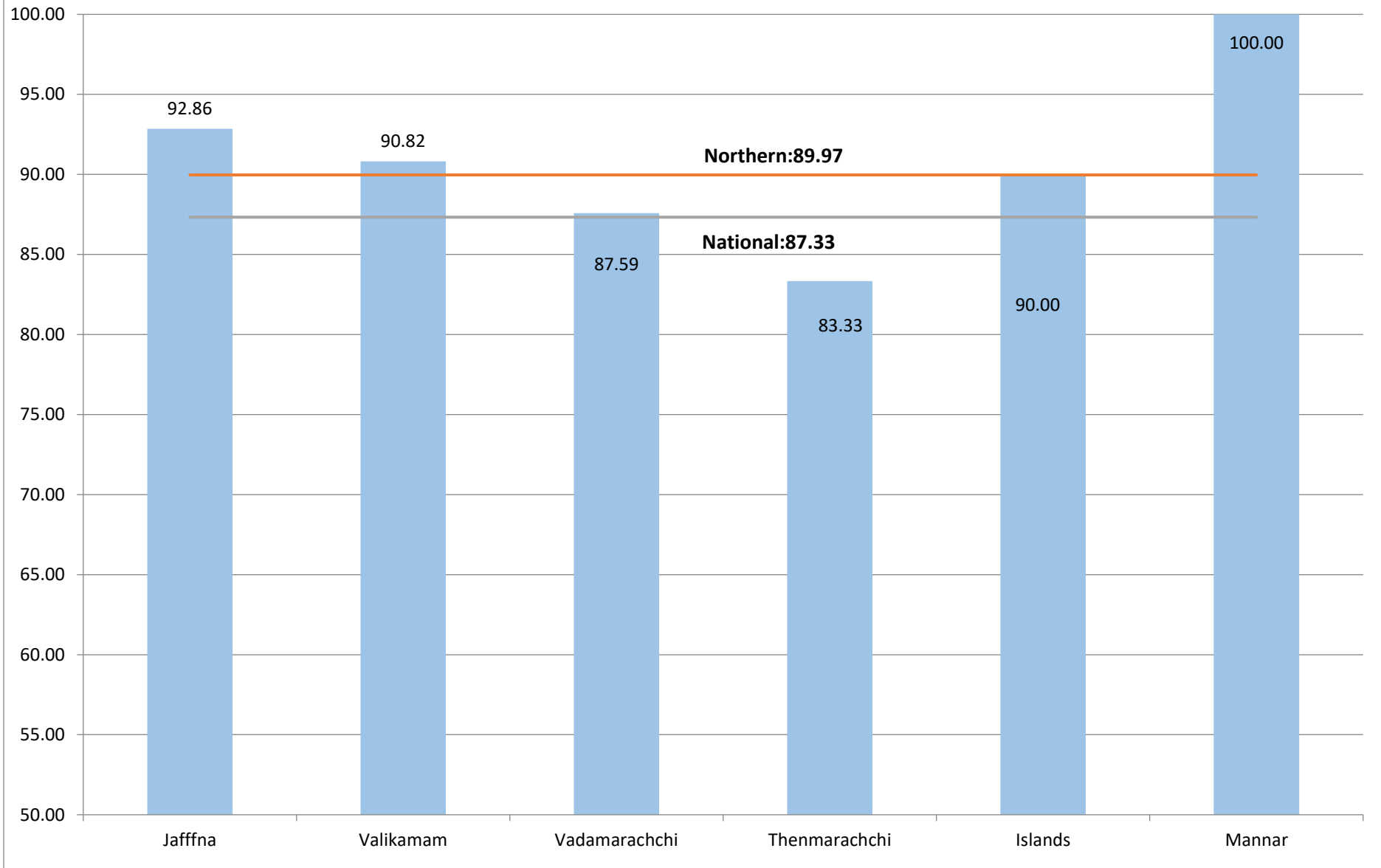
Information & Communication Technology



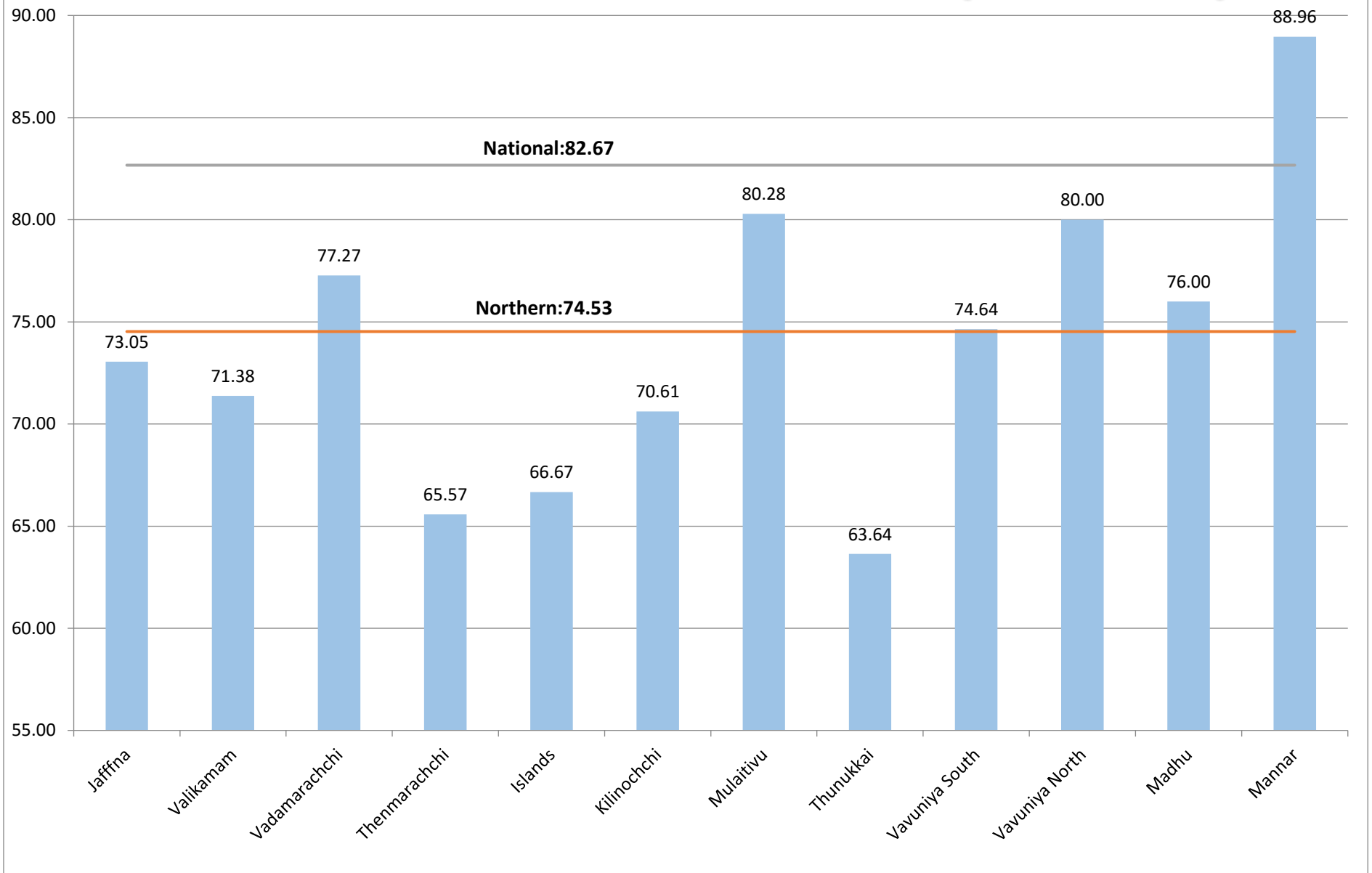
Agriculture & Food Technology



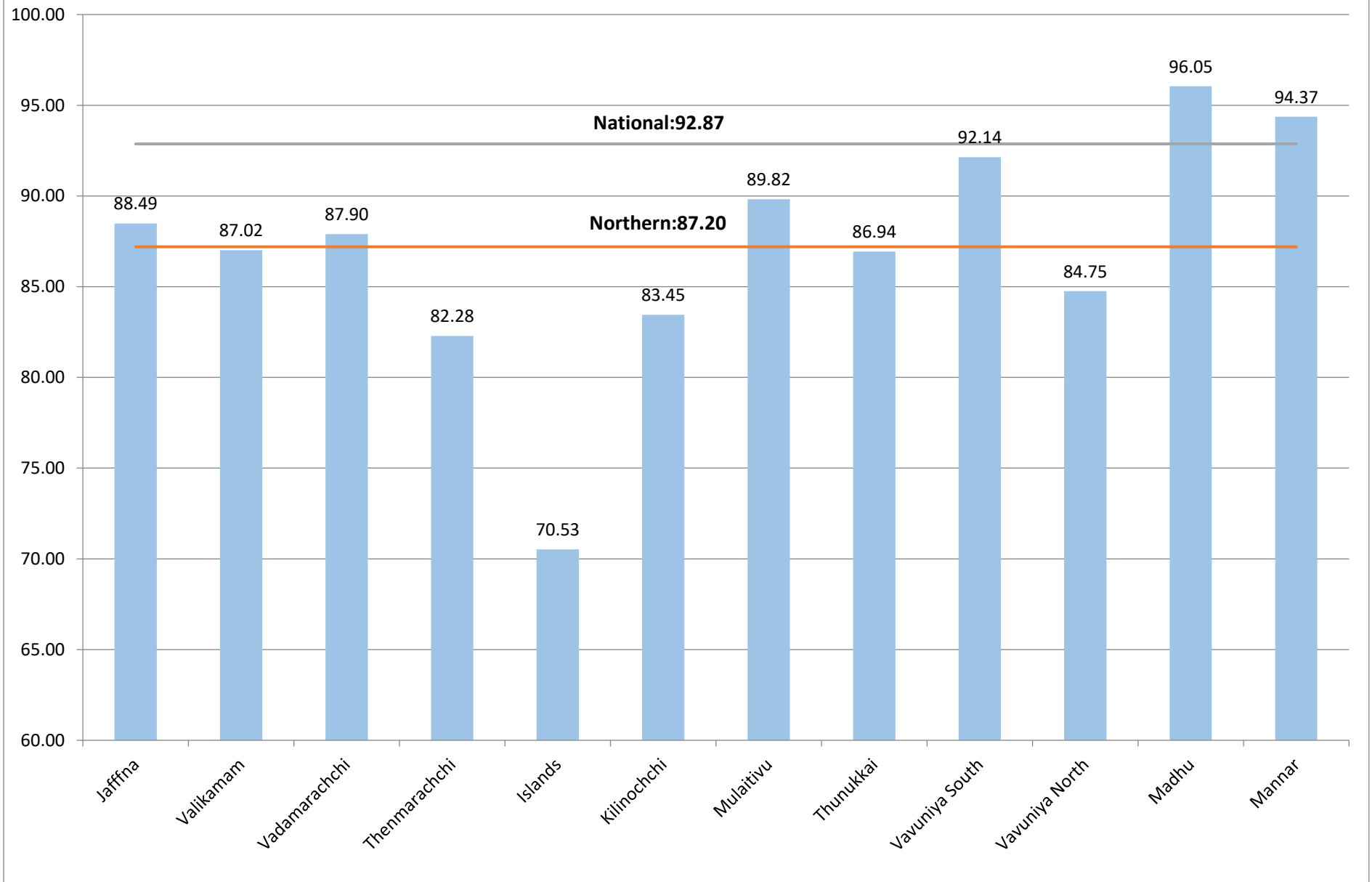
Fisheries & Food Technology



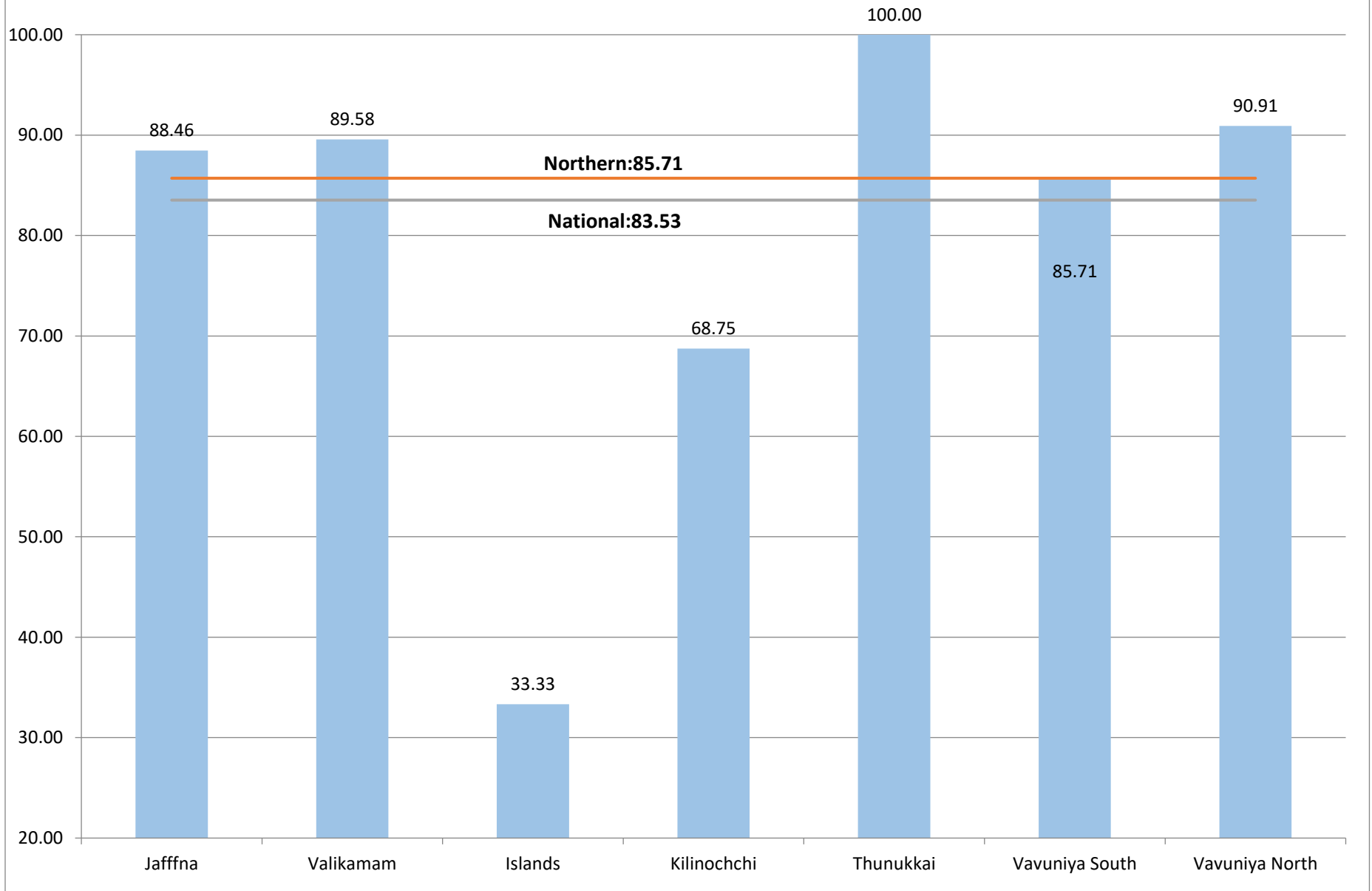
Home Economics (Tamil)



Health & Physical Education

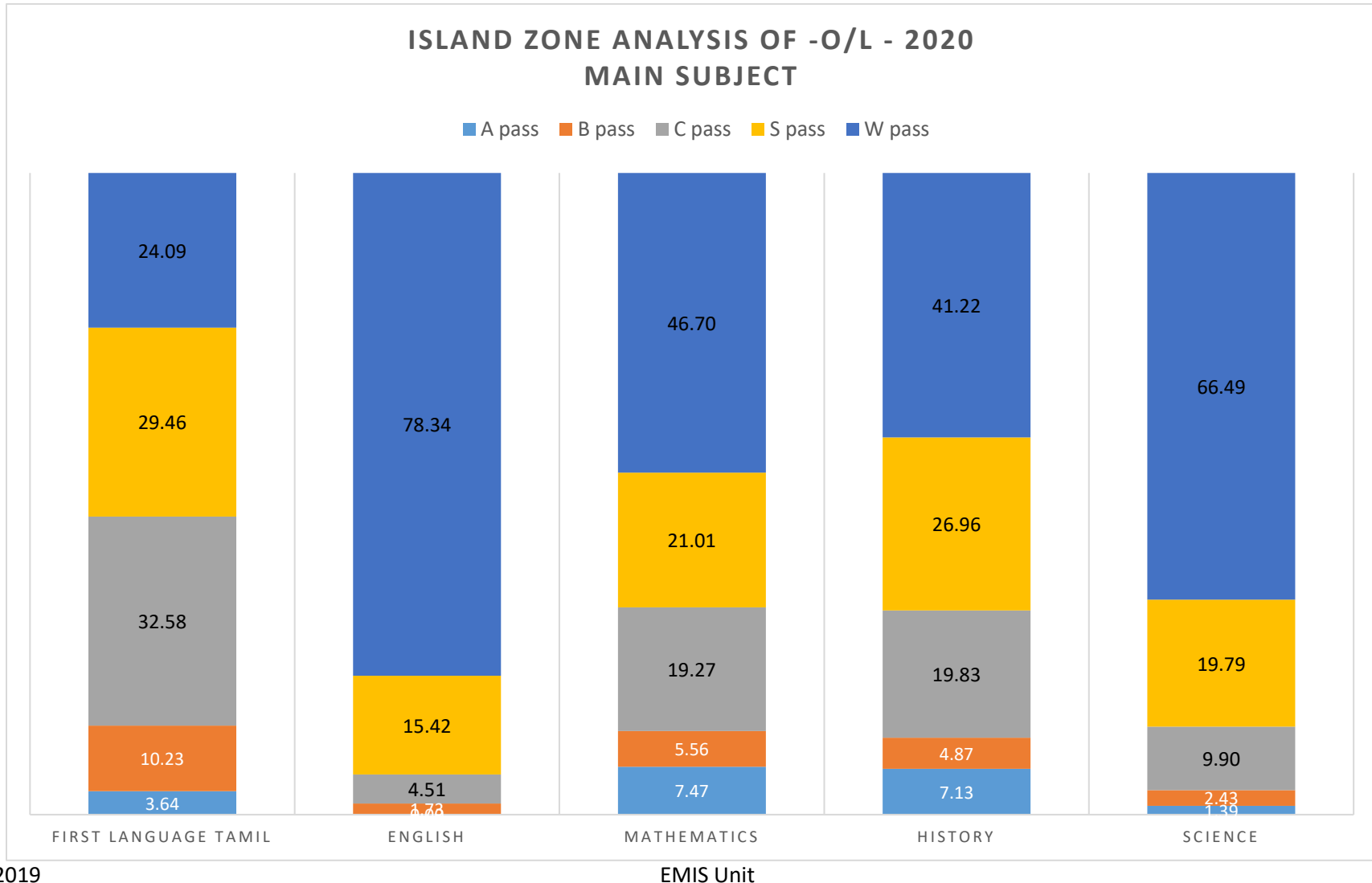


Communication & Media Studies

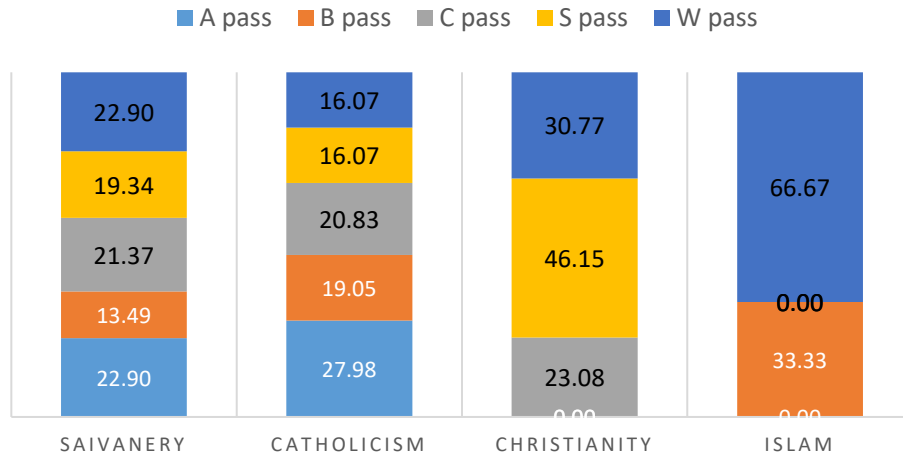


Results Analysis of G.C.E.O/L – 2019

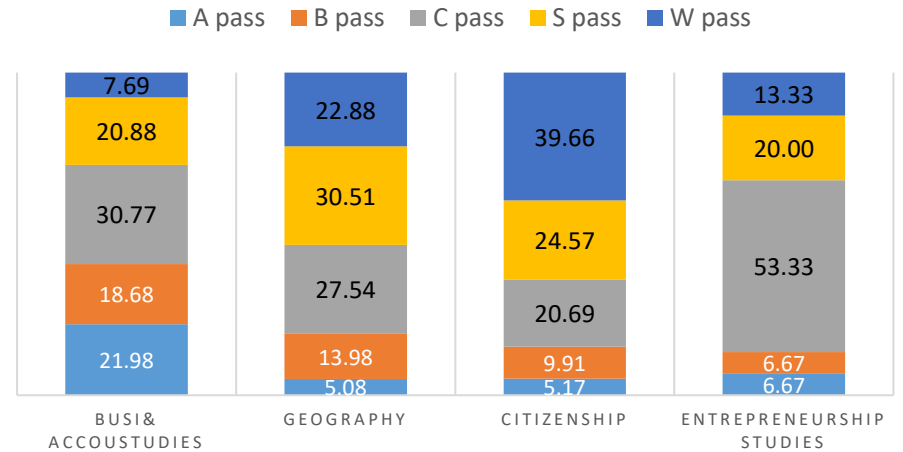
Islands Zone



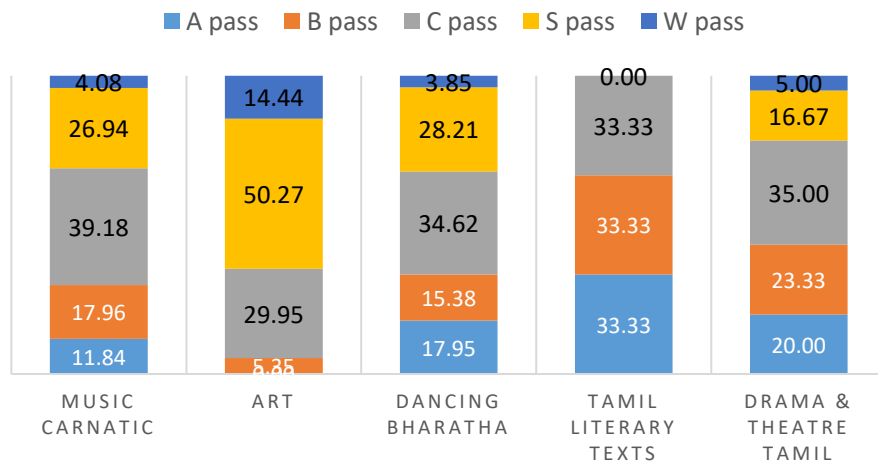
ISLAND ZONE ANALYSIS OF -O/L - 2020 RELIGION



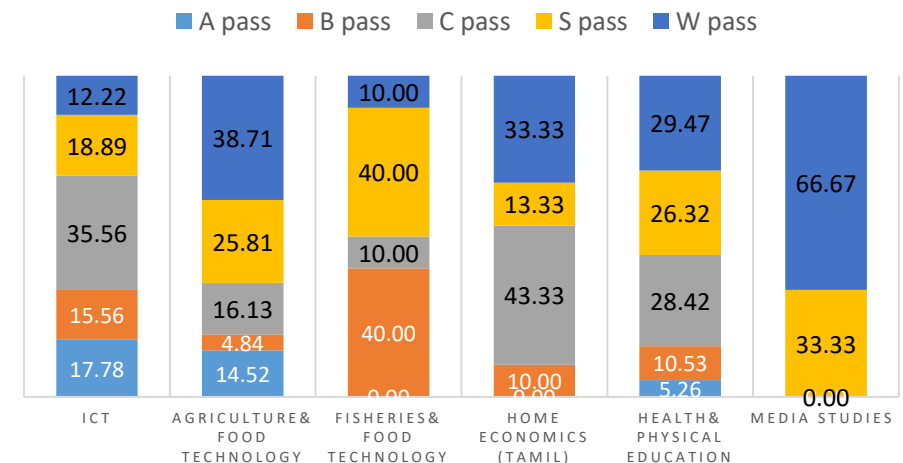
ISLAND ZONE ANALYSIS OF -O/L - 2020 GROUP 1



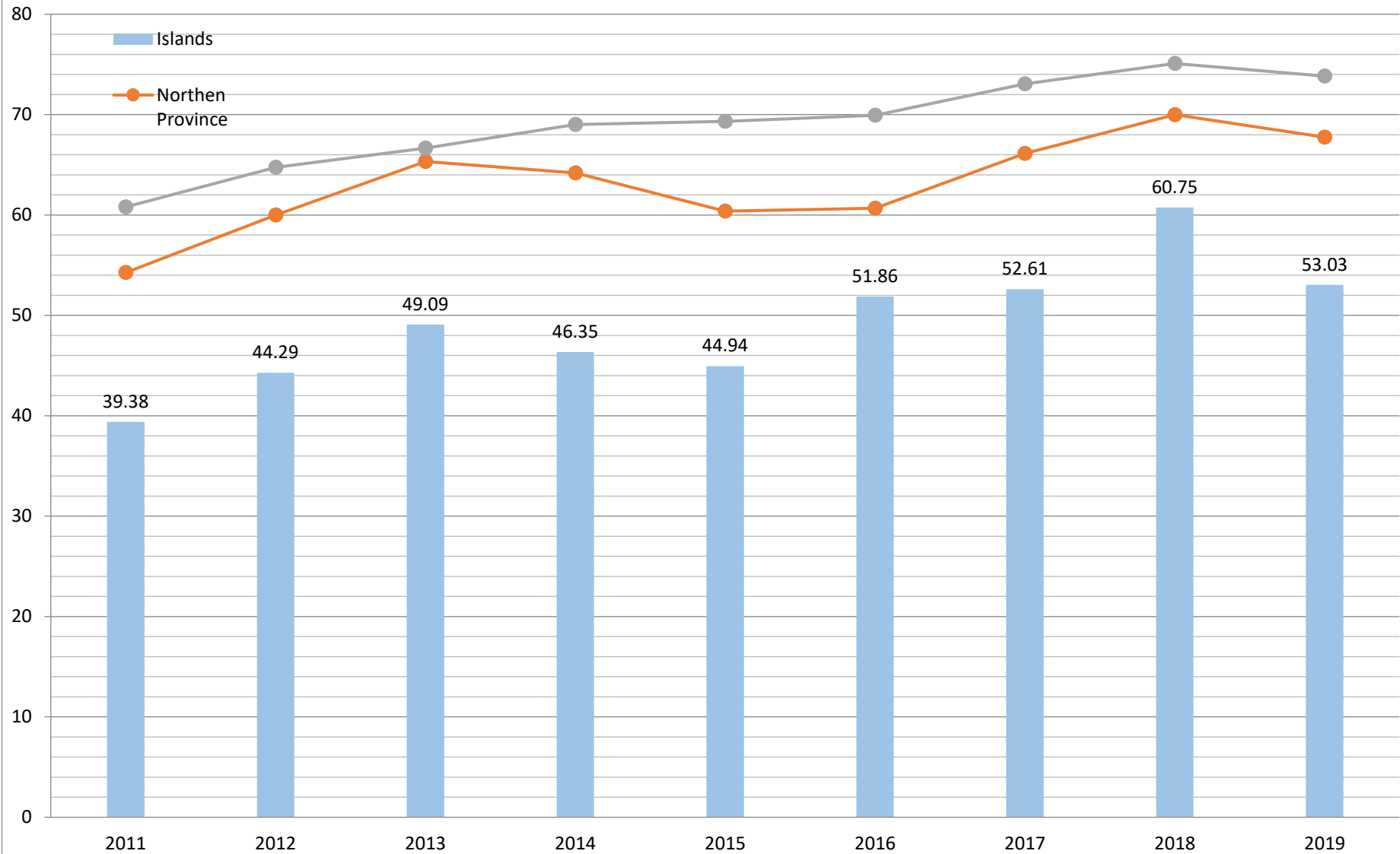
ISLAND ZONE ANALYSIS OF -O/L - 2020 GROUP 2



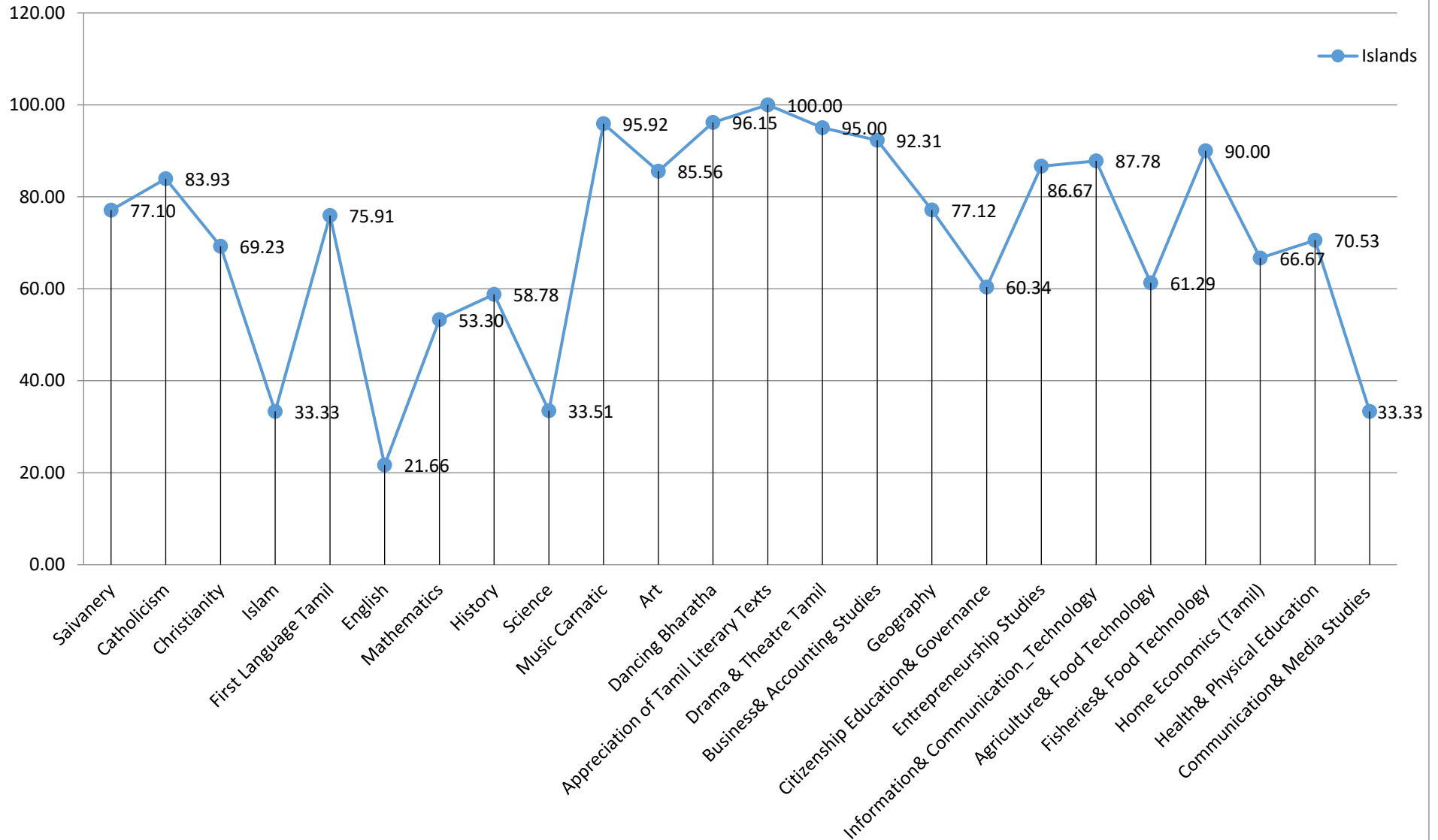
ISLAND ZONE ANALYSIS OF -O/L - 2020 GROUP 3



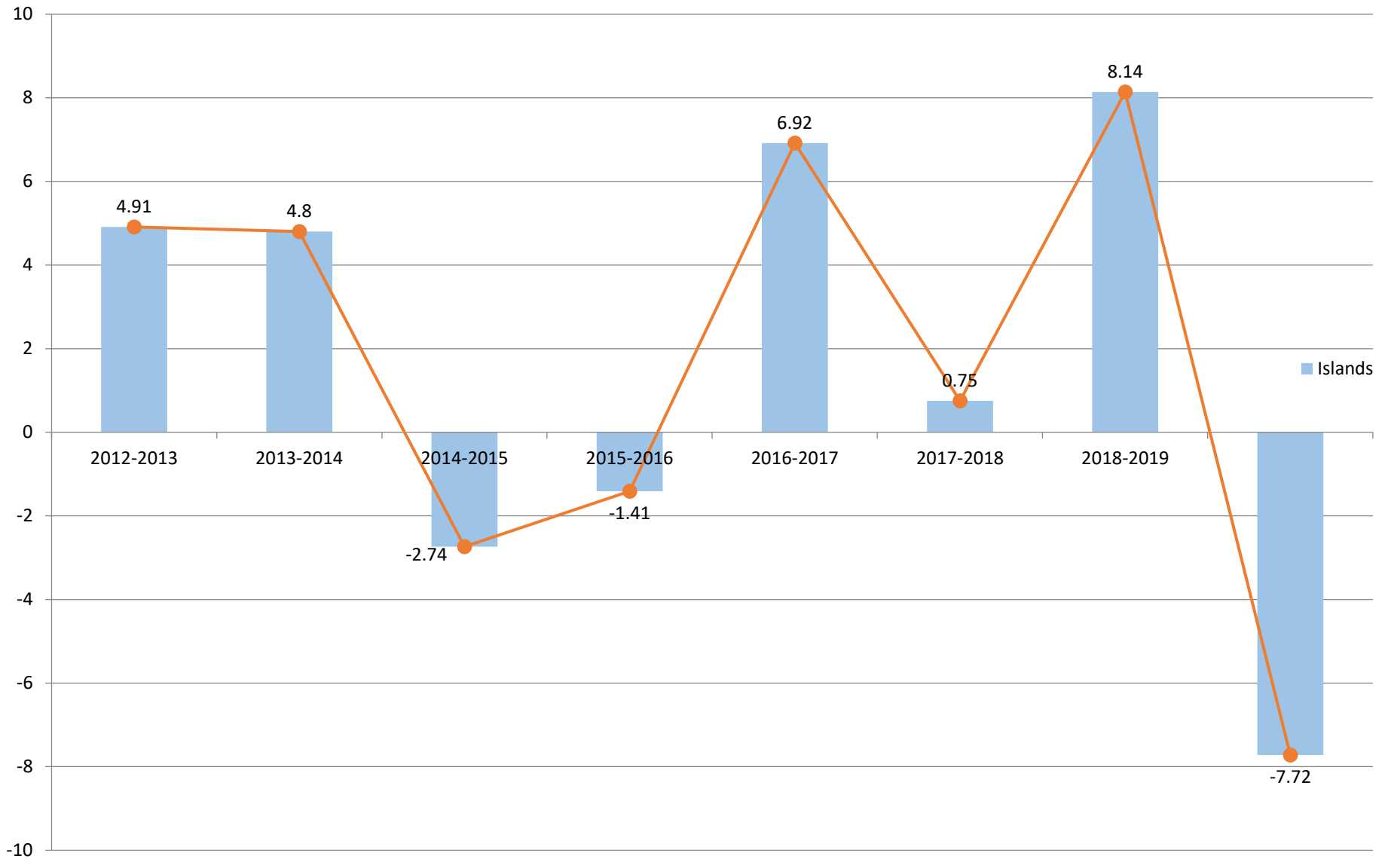
Qualified for G.C.E.(A/L)



Subjects & Percentage - 2019 O/L

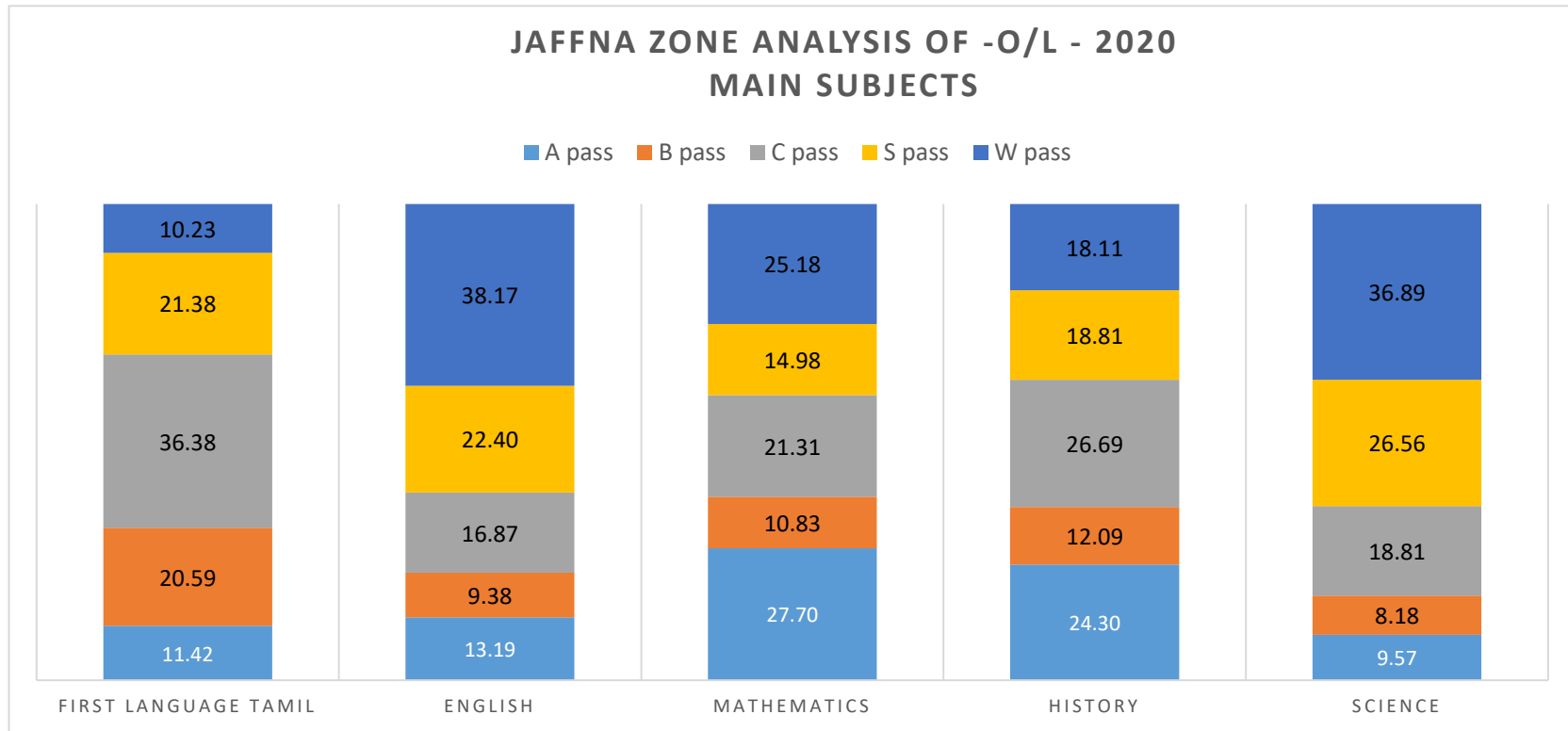


Islands Zone Growth Percentage

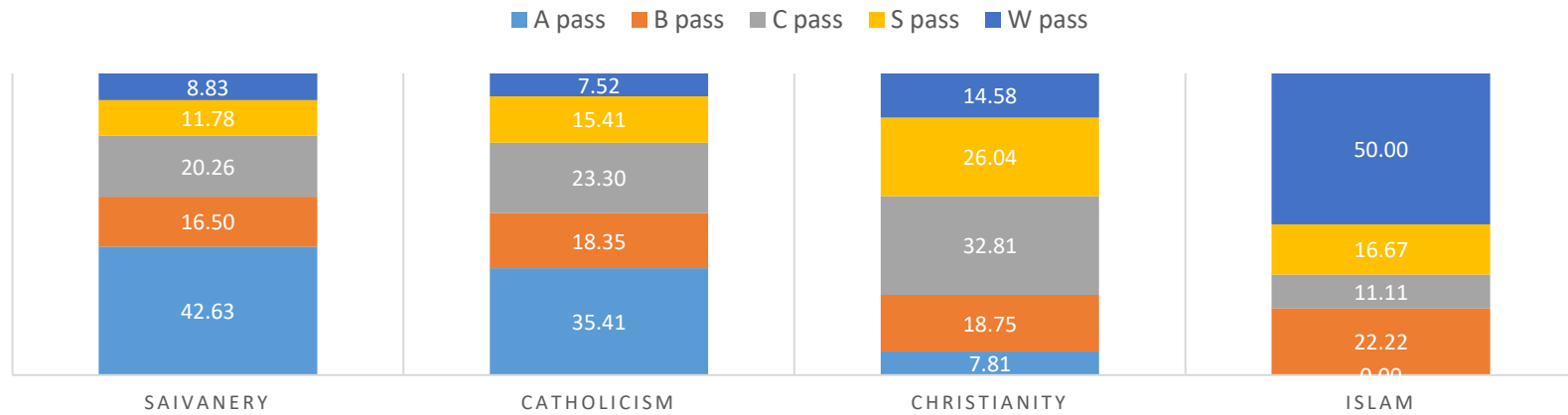


Jaffna Zone

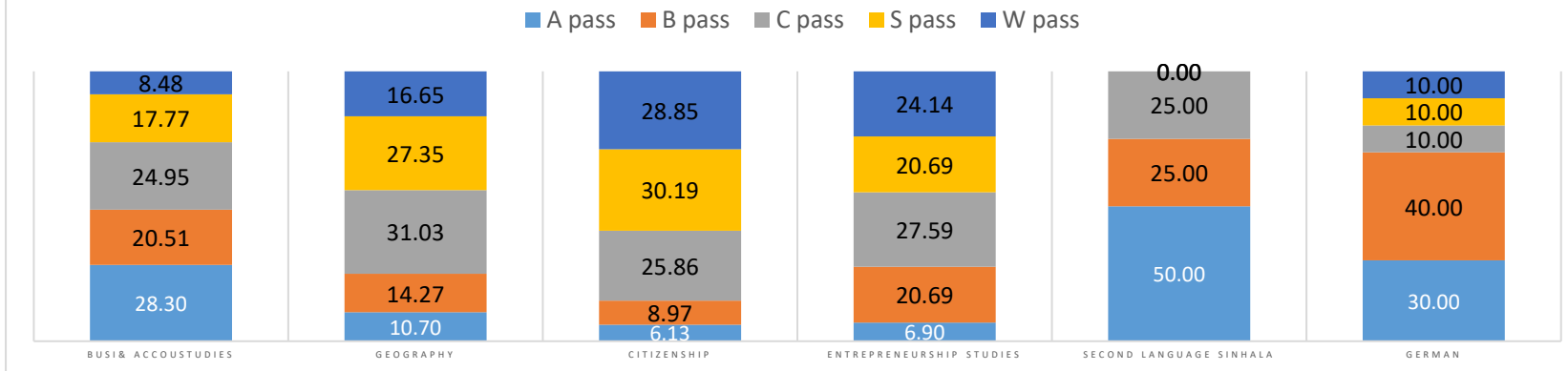
Results Analysis of G.C.E.O/L – 2019

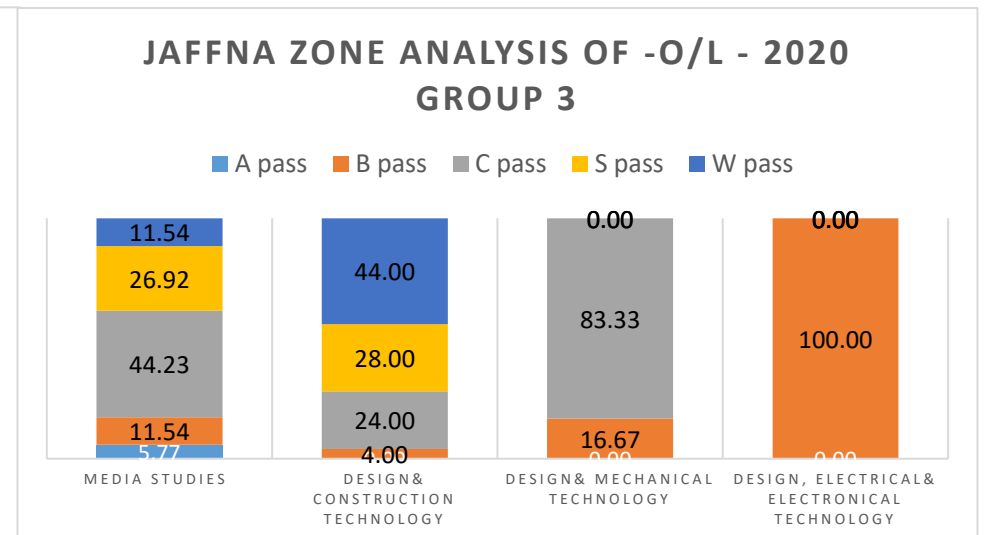
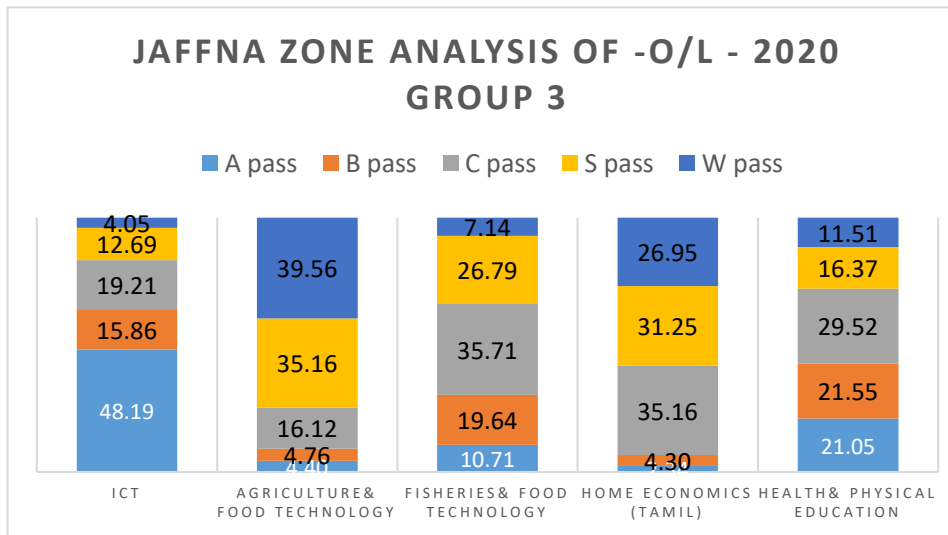
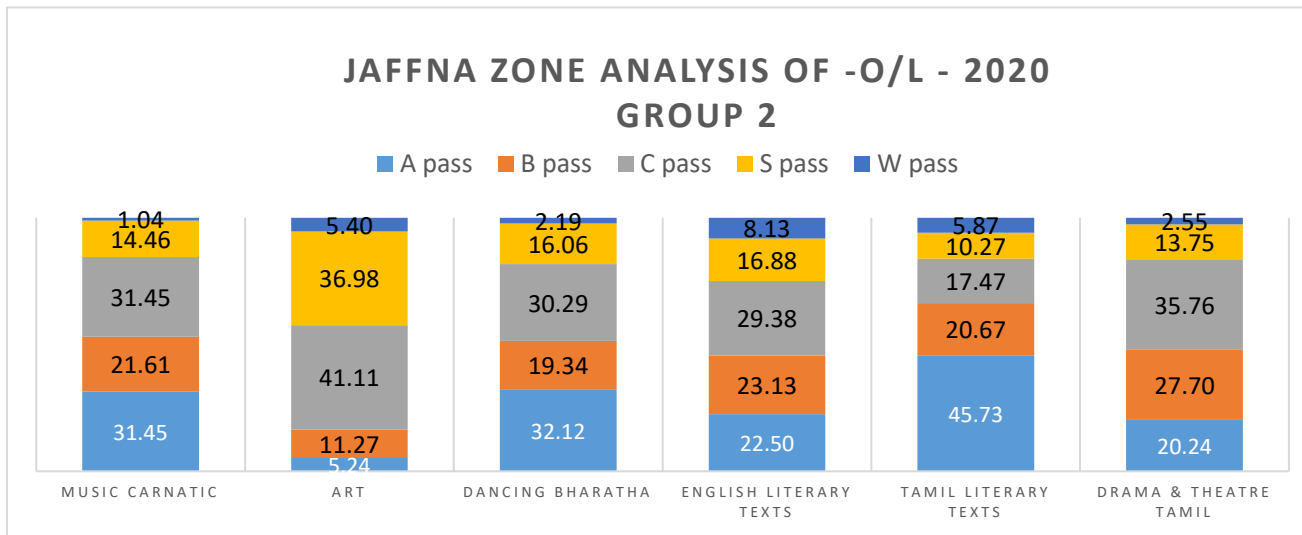


JAFFNA ZONE ANALYSIS OF -O/L - 2020 RELIGION

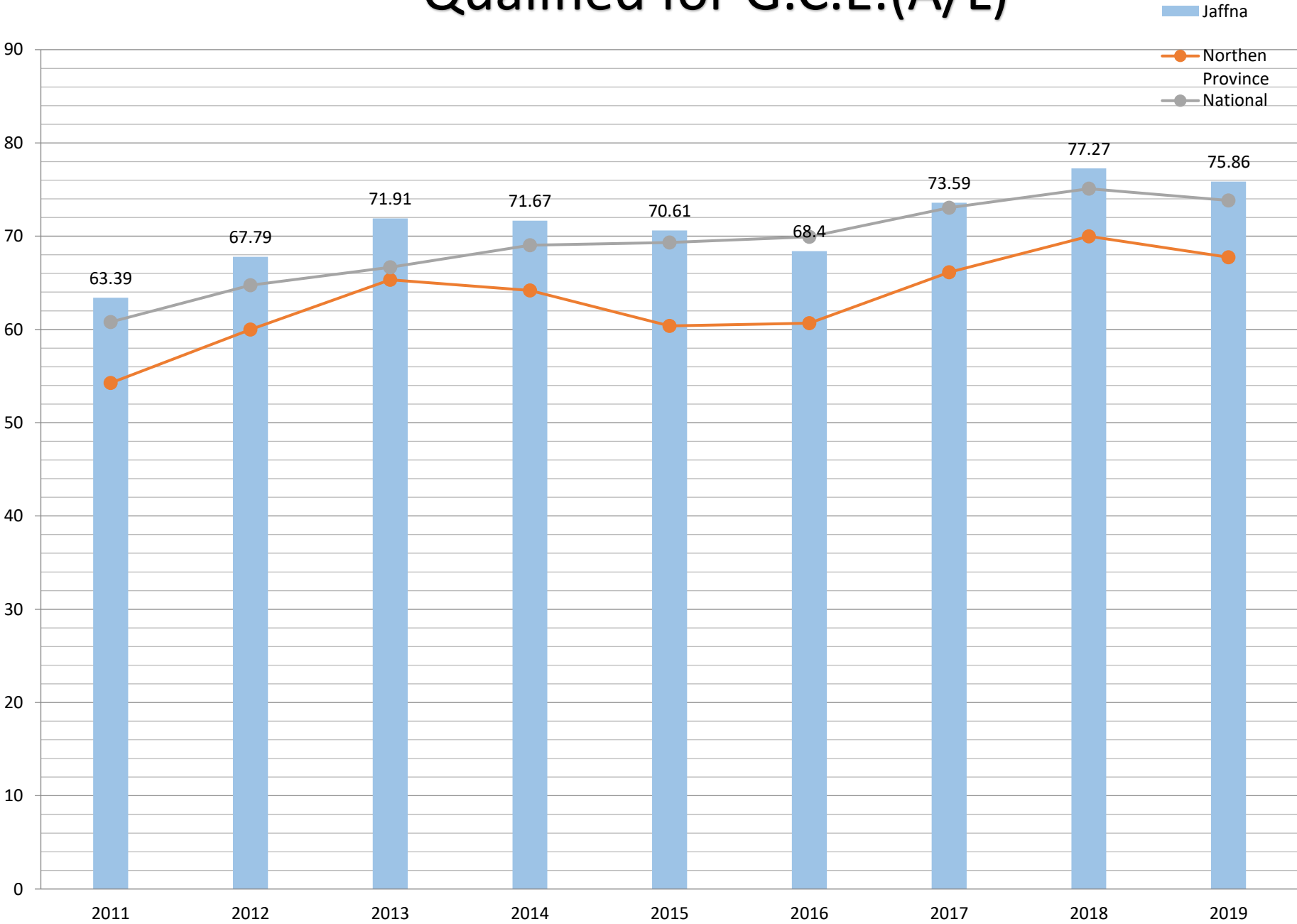


JAFFNA ZONE ANALYSIS OF -O/L - 2020 GROUP 1

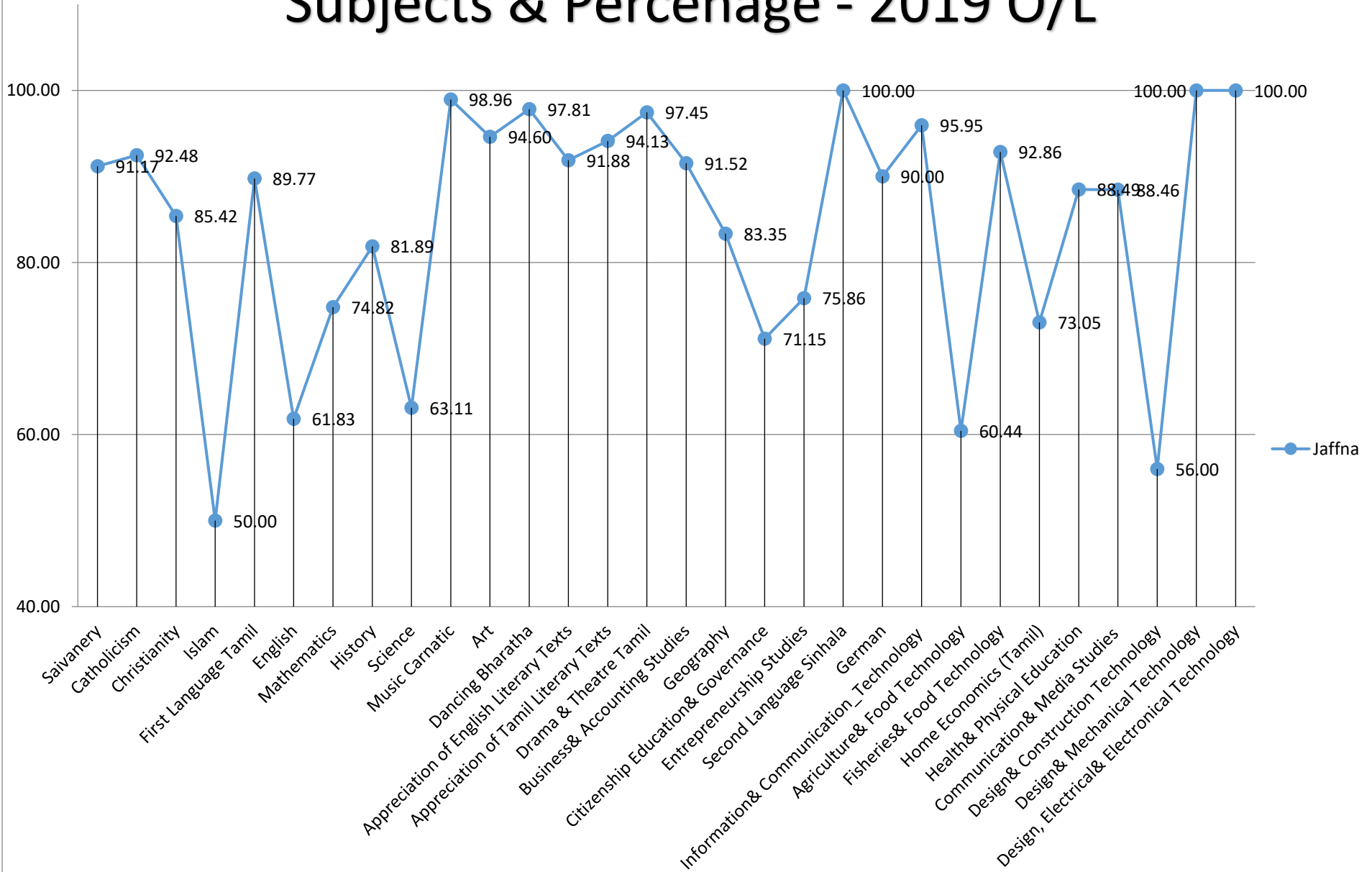




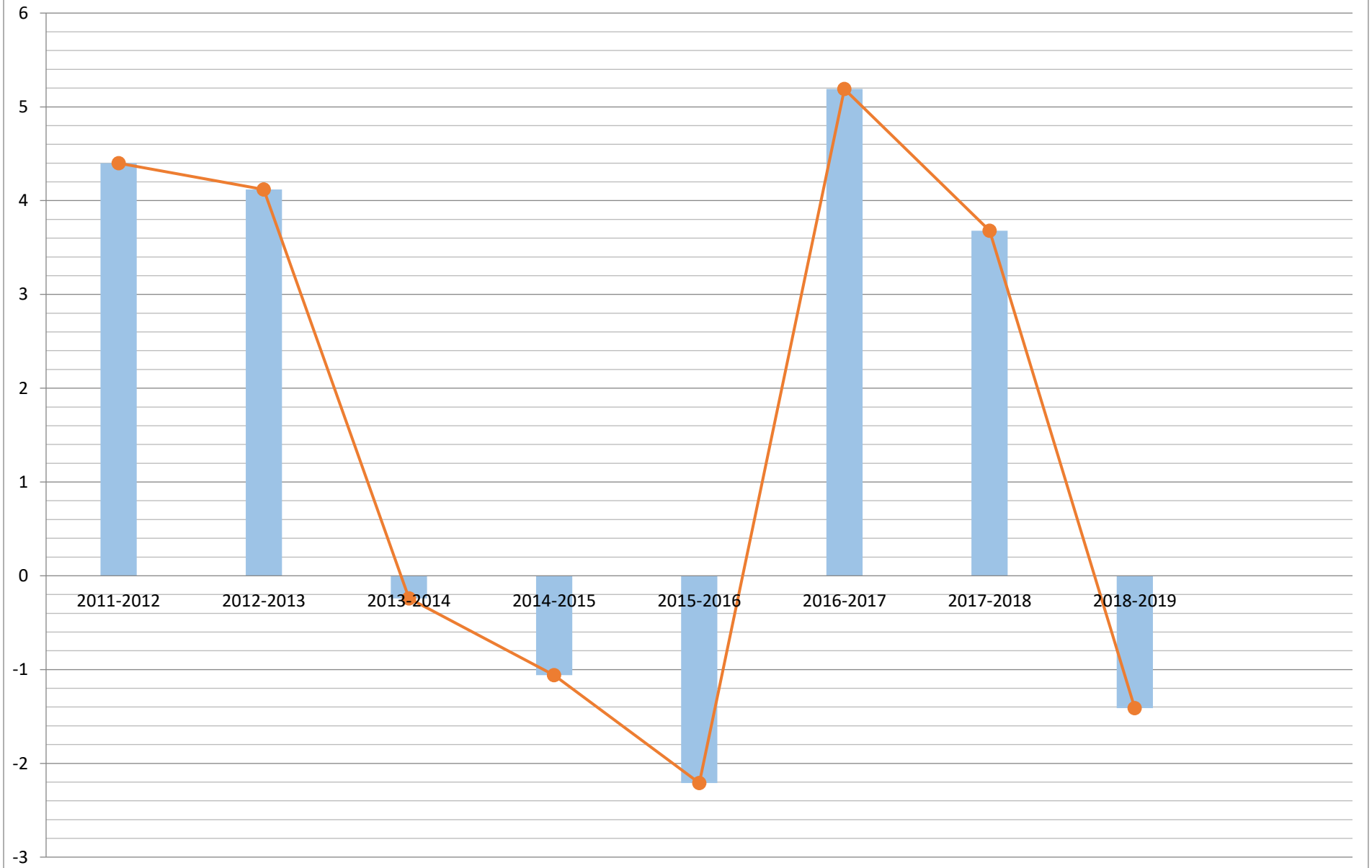
Qualified for G.C.E.(A/L)



Subjects & Percentage - 2019 O/L

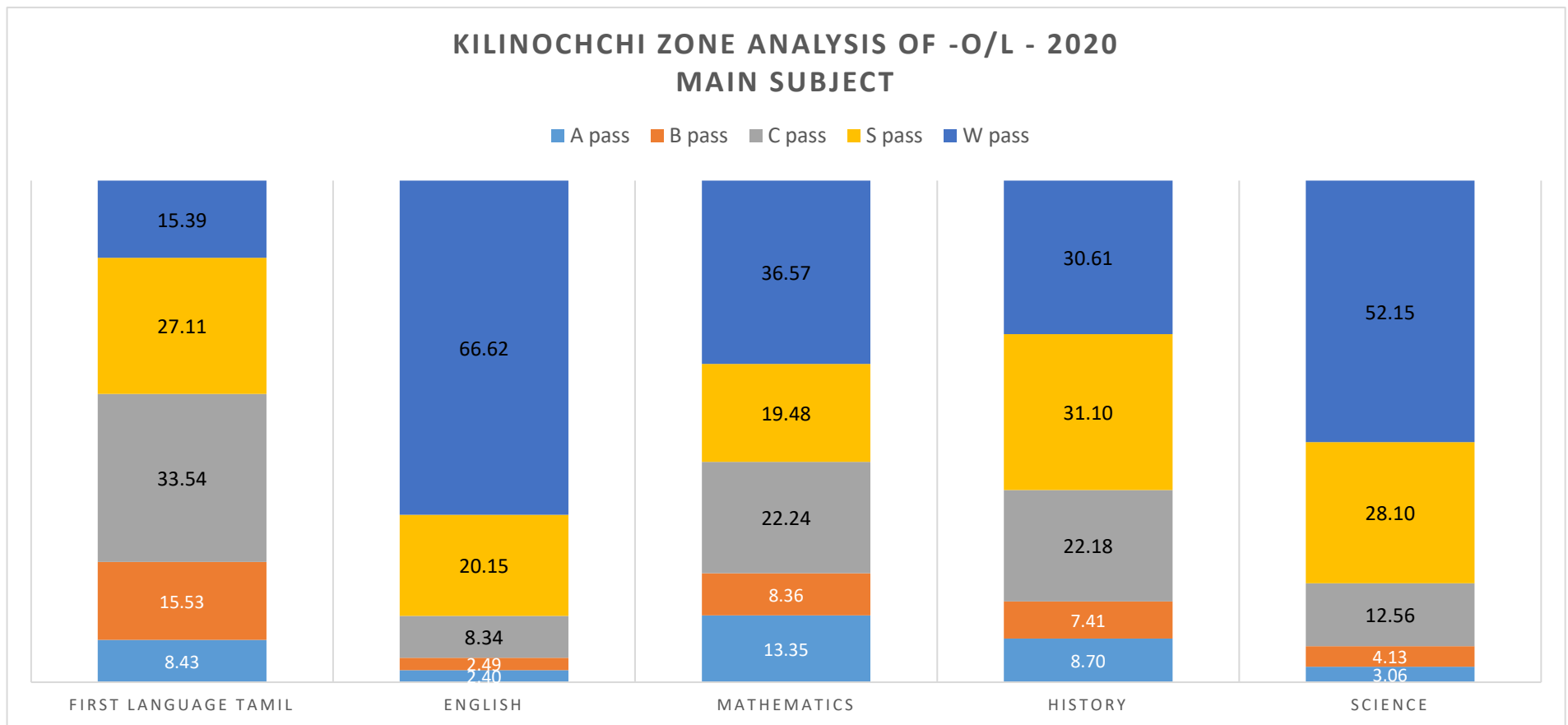


Jaffna Zone Growth Percentage



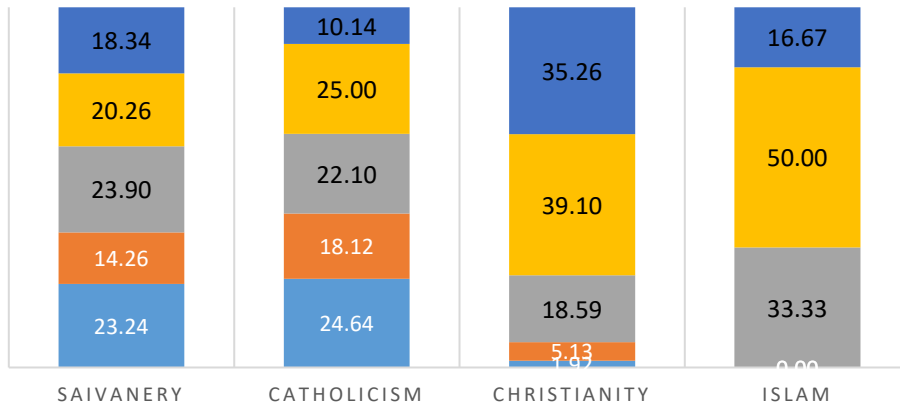
Kilinochchi Zone

Results Analysis of G.C.E.O/L – 2019



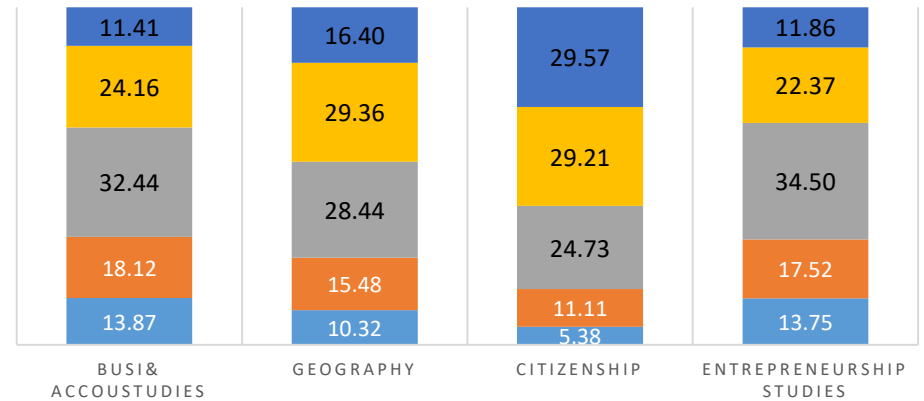
KILINOCHCHI ZONE ANALYSIS OF -O/L - 2020 RELIGION

■ A pass ■ B pass ■ C pass ■ S pass ■ W pass



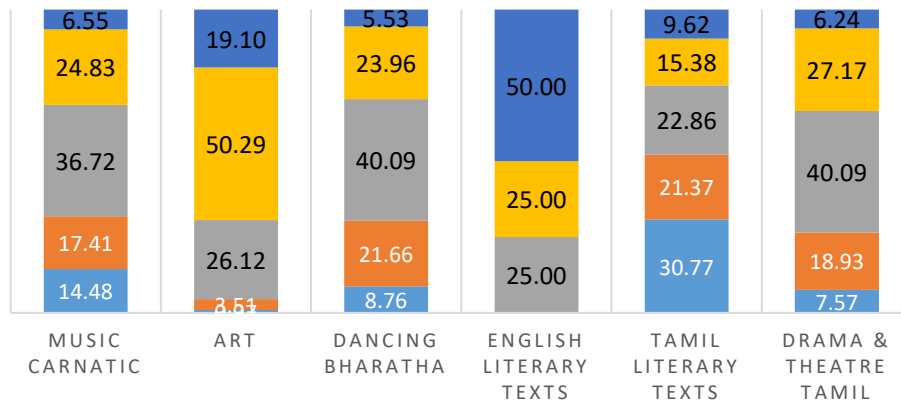
KILINOCHCHI ZONE ANALYSIS OF -O/L - 2020 GROUP 1

■ A pass ■ B pass ■ C pass ■ S pass ■ W pass



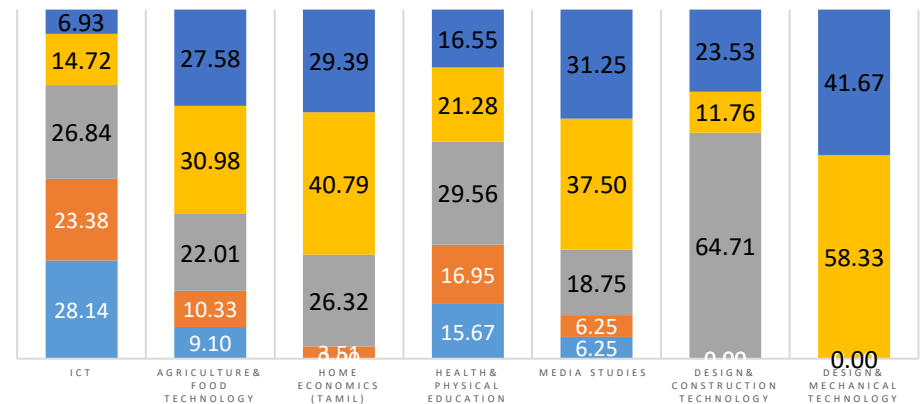
KILINOCHCHI ZONE ANALYSIS OF -O/L - 2020 GROUP 2

■ A pass ■ B pass ■ C pass ■ S pass ■ W pass

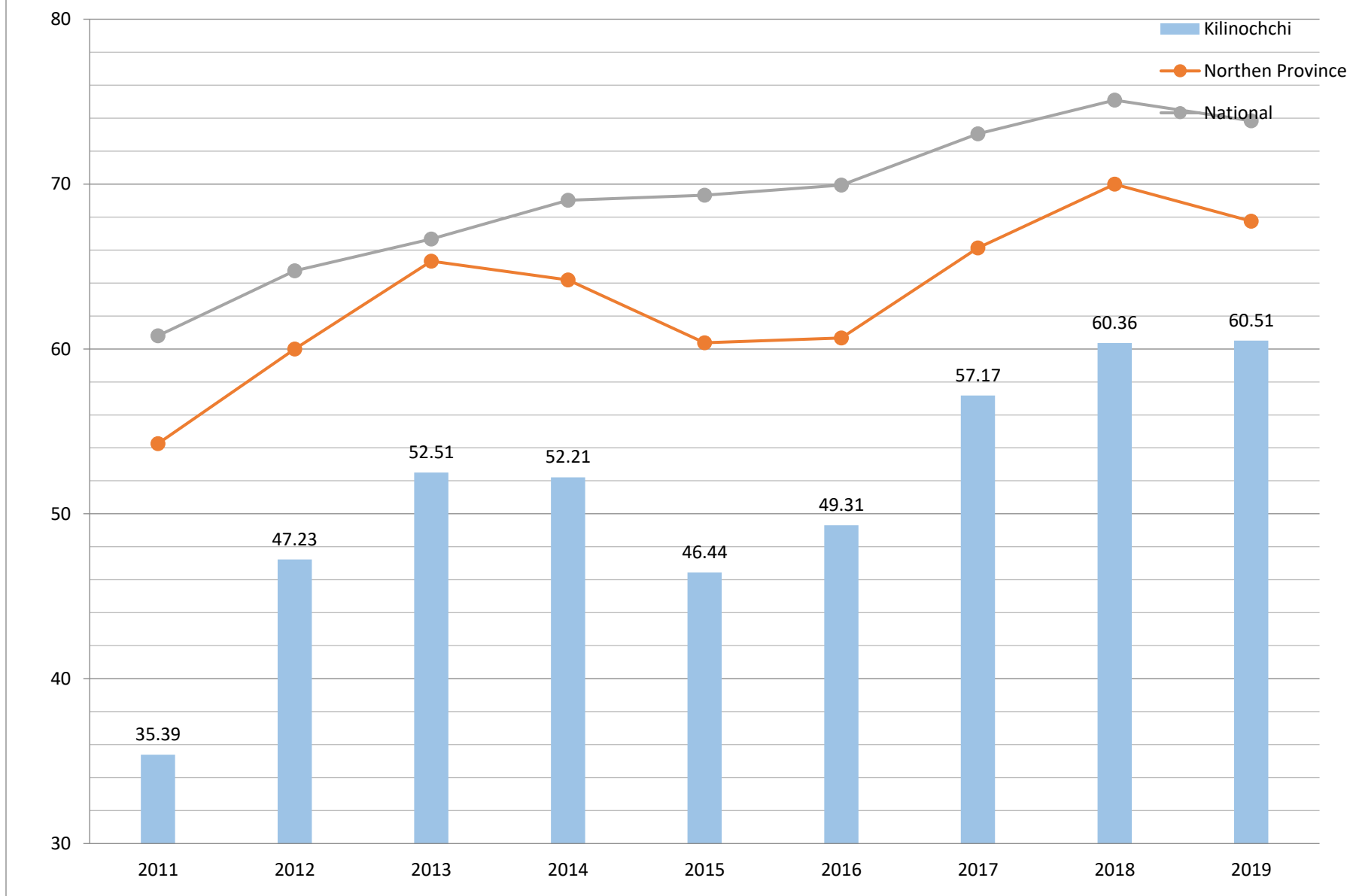


KILINOCHCHI ZONE ANALYSIS OF -O/L - 2020 GROUP 3

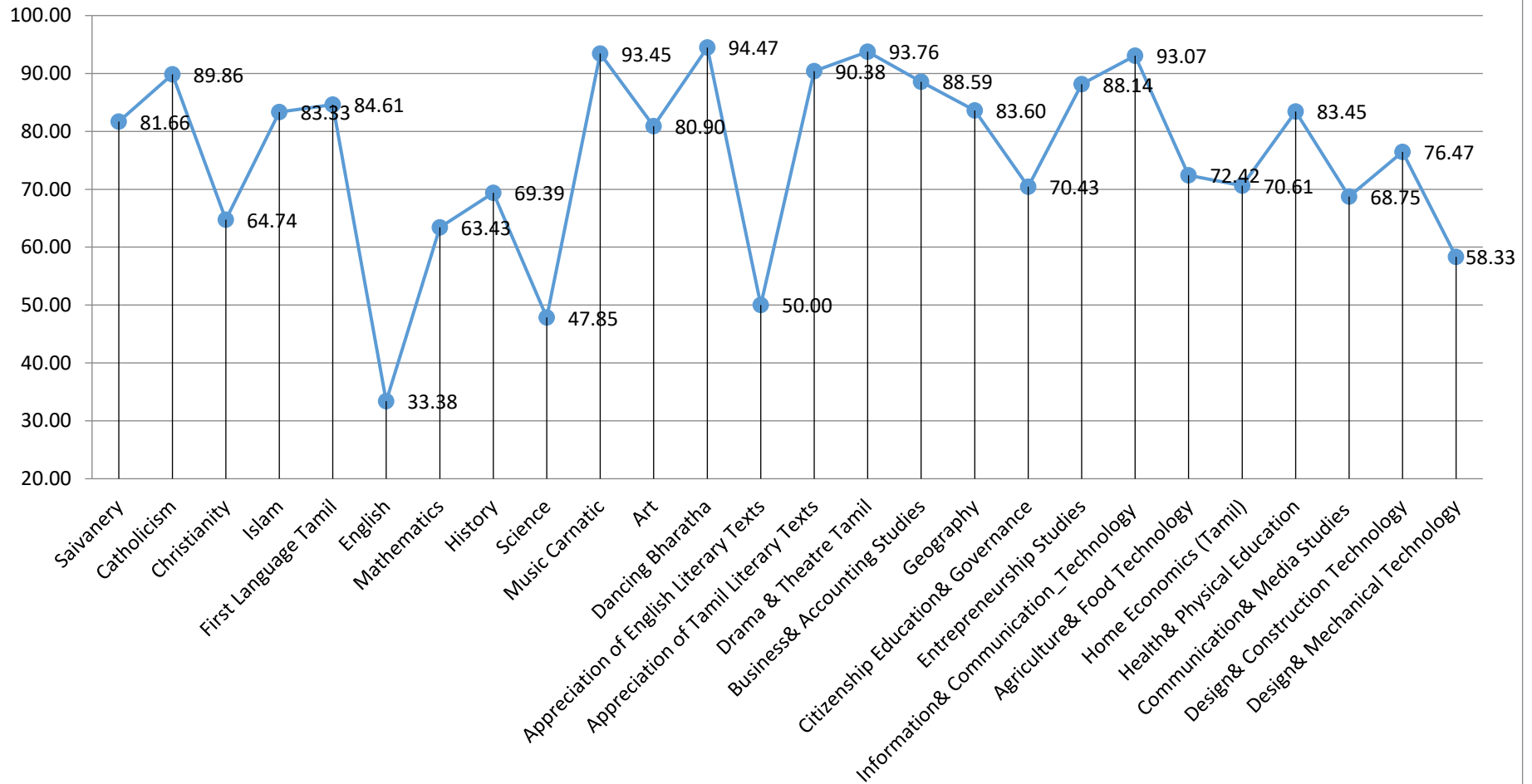
■ A pass ■ B pass ■ C pass ■ S pass ■ W pass



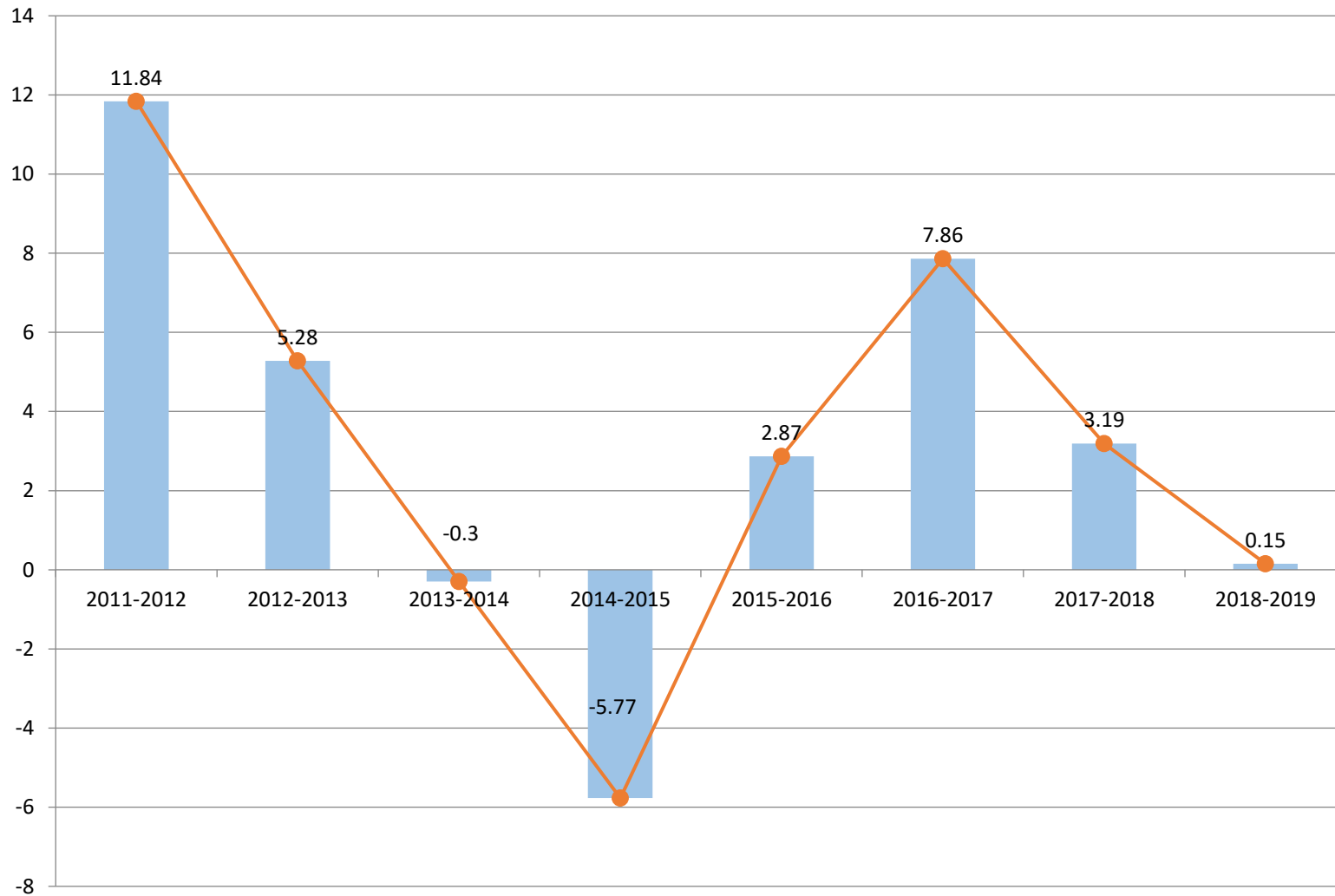
Qualified for G.C.E.(A/L)



Subjects & Percentage - 2019 O/L

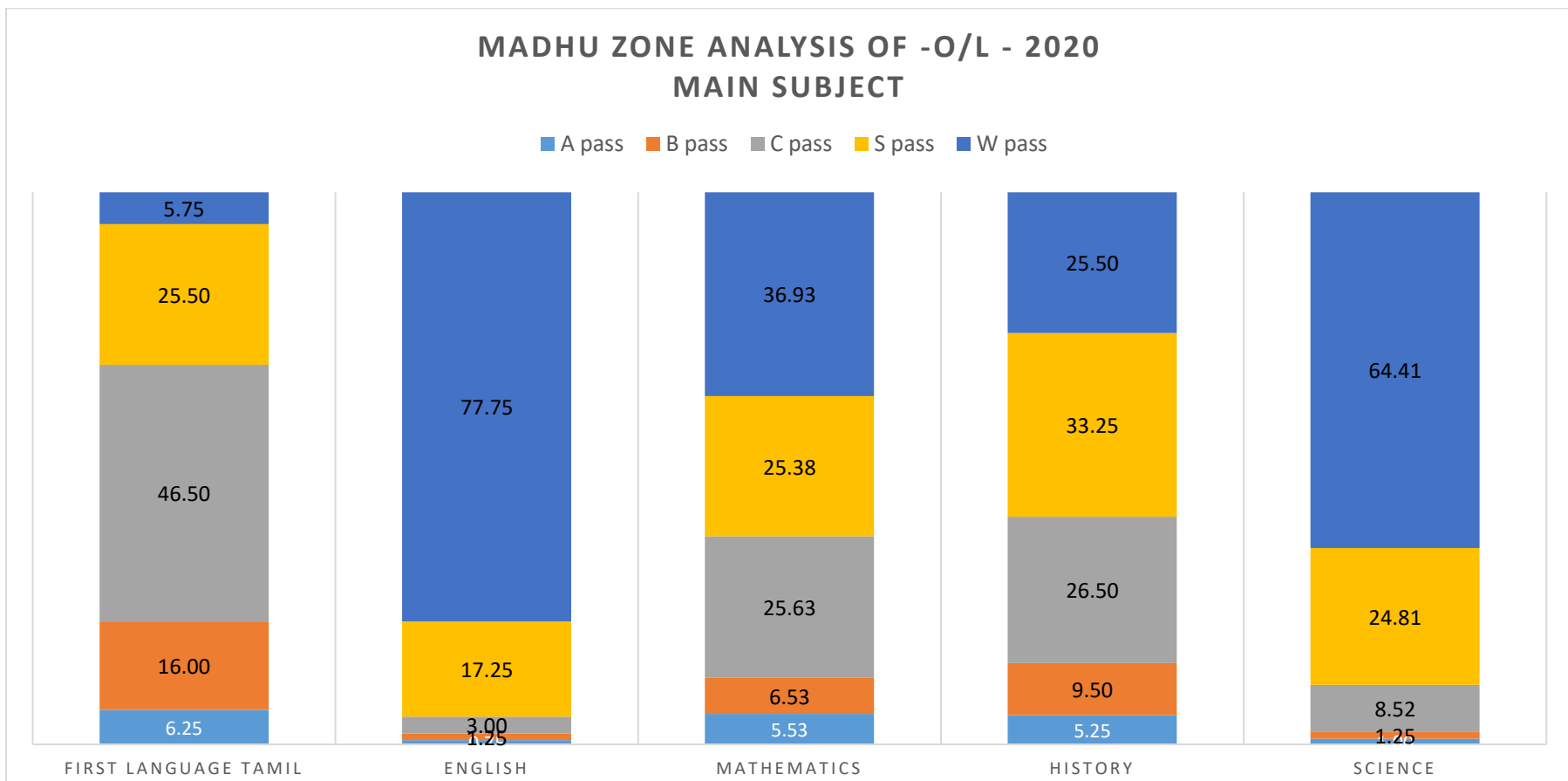


Kilinochchi Zone Growth Percentage

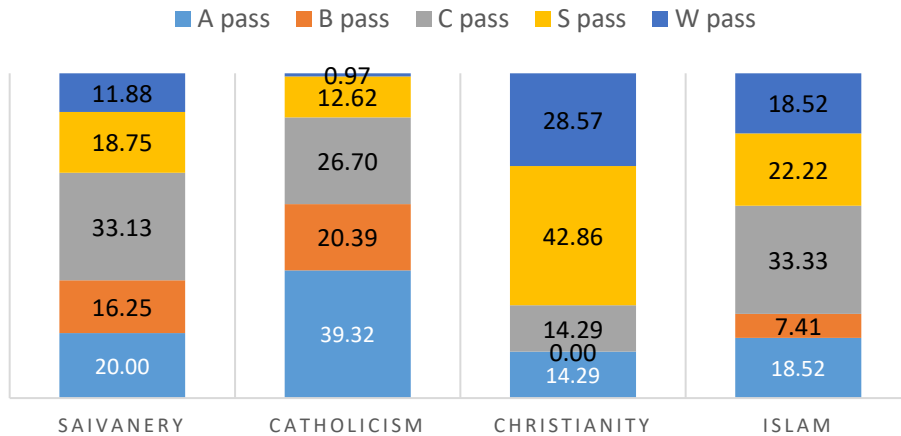


Madhu Zone

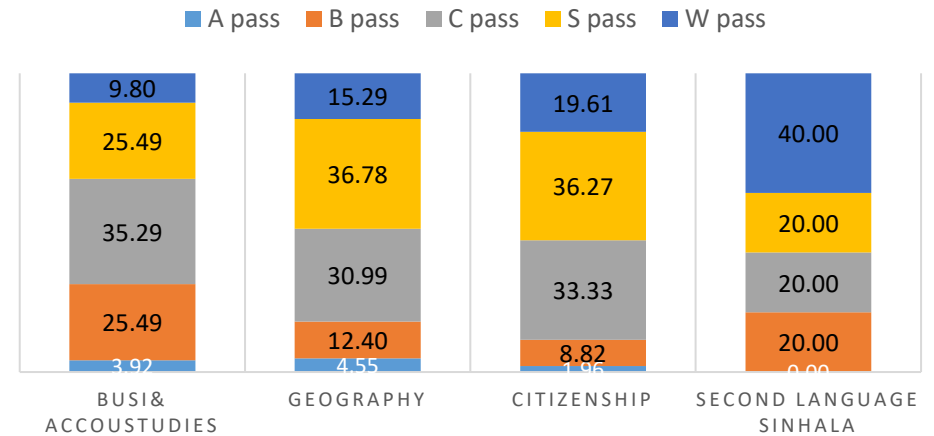
Results Analysis of G.C.E.O/L – 2019



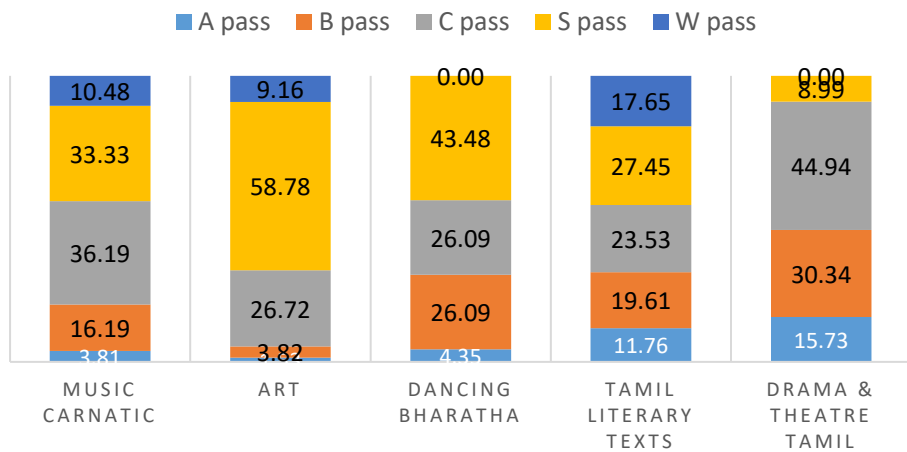
MADHU ZONE ANALYSIS OF -O/L - 2020 RELIGION



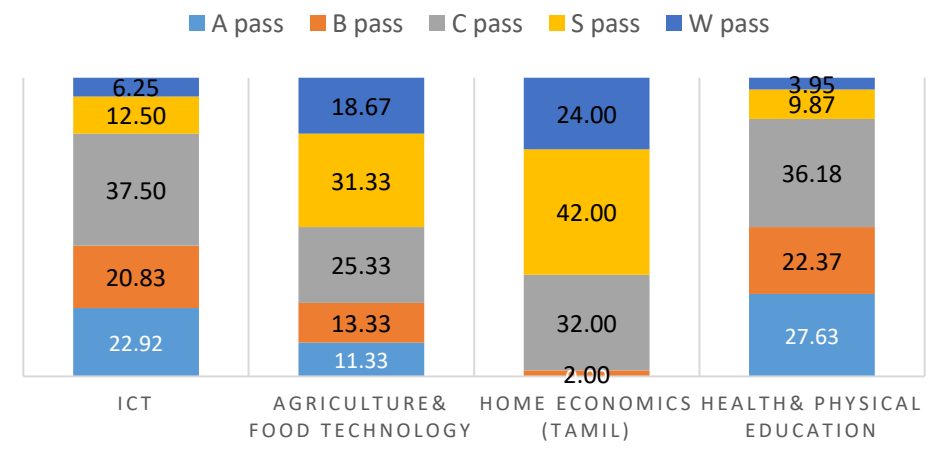
MADHU ZONE ANALYSIS OF -O/L - 2020 GROUP 1



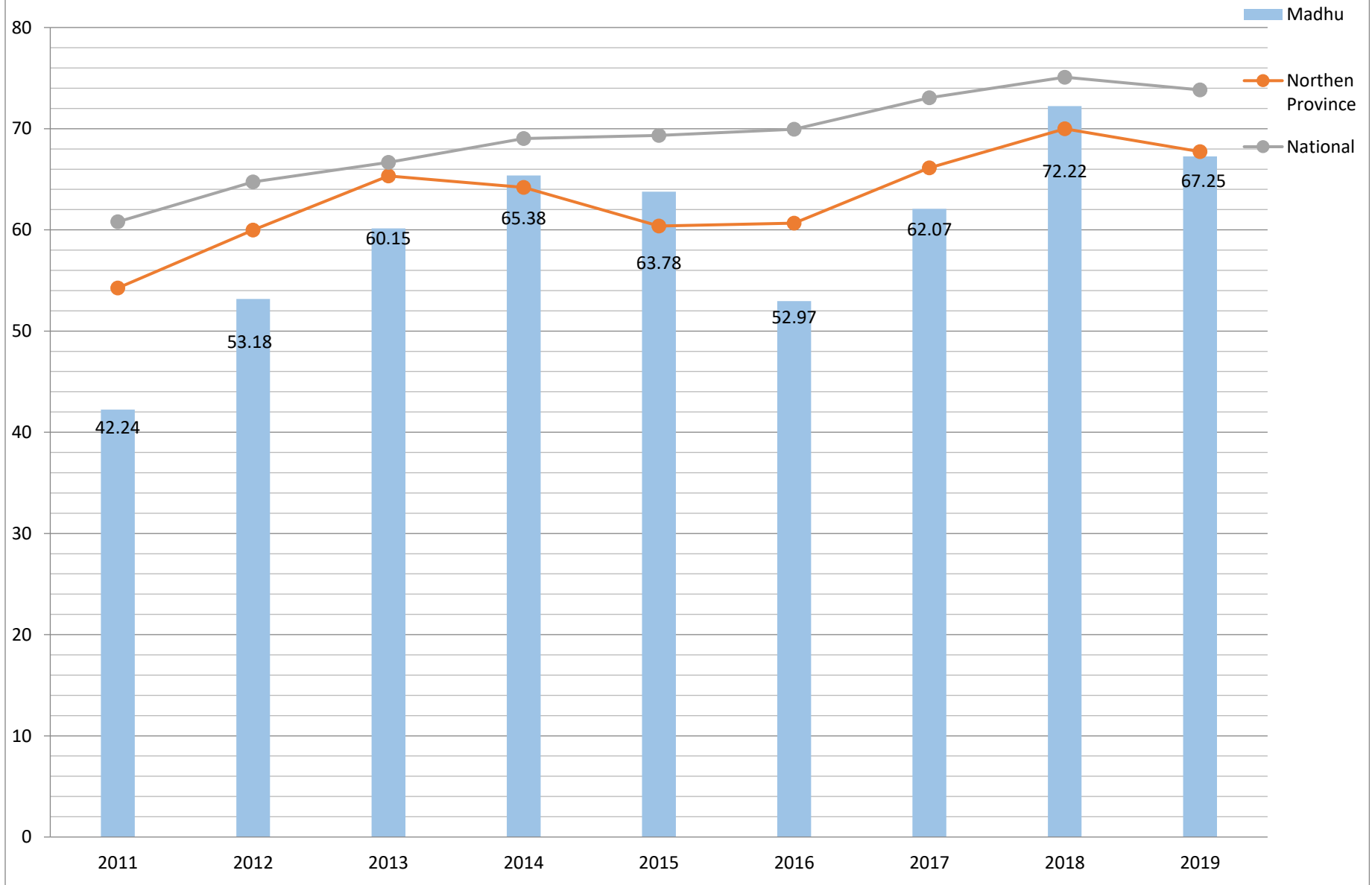
MADHU ZONE ANALYSIS OF -O/L - 2020 GROUP 2



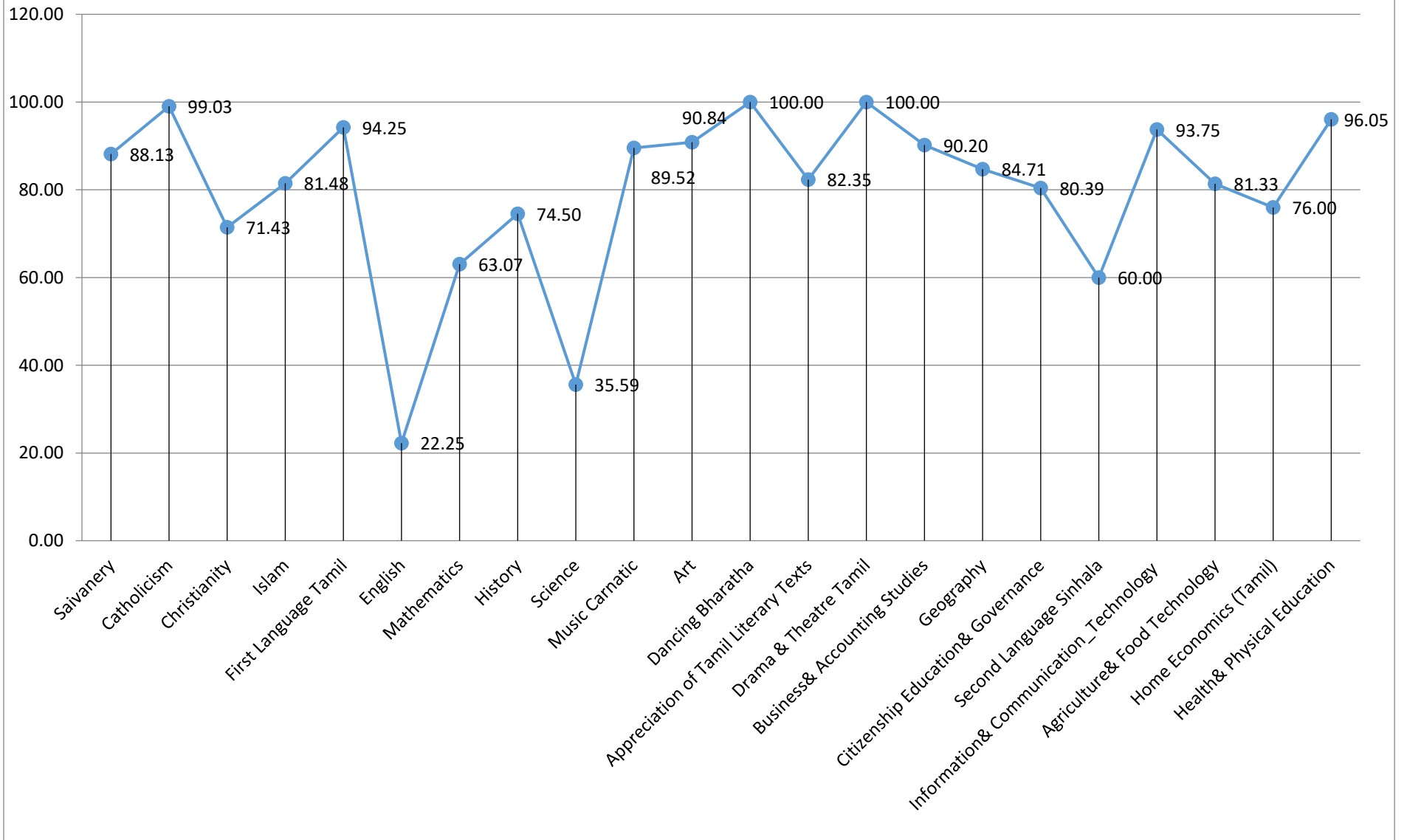
MADHU ZONE ANALYSIS OF -O/L - 2020 GROUP 3



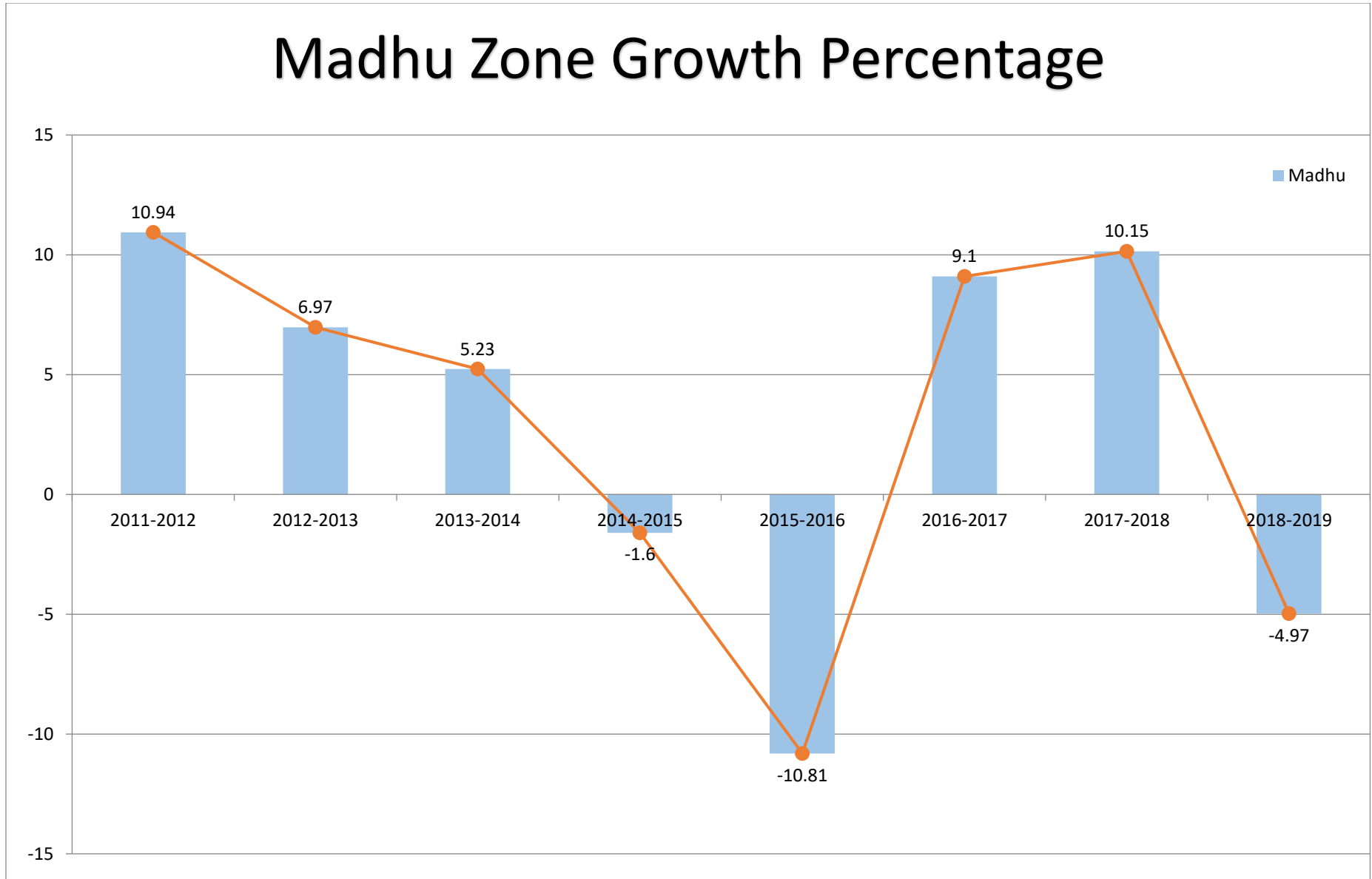
Qualified for G.C.E.(A/L)



Subjects & Percentage - 2019 O/L

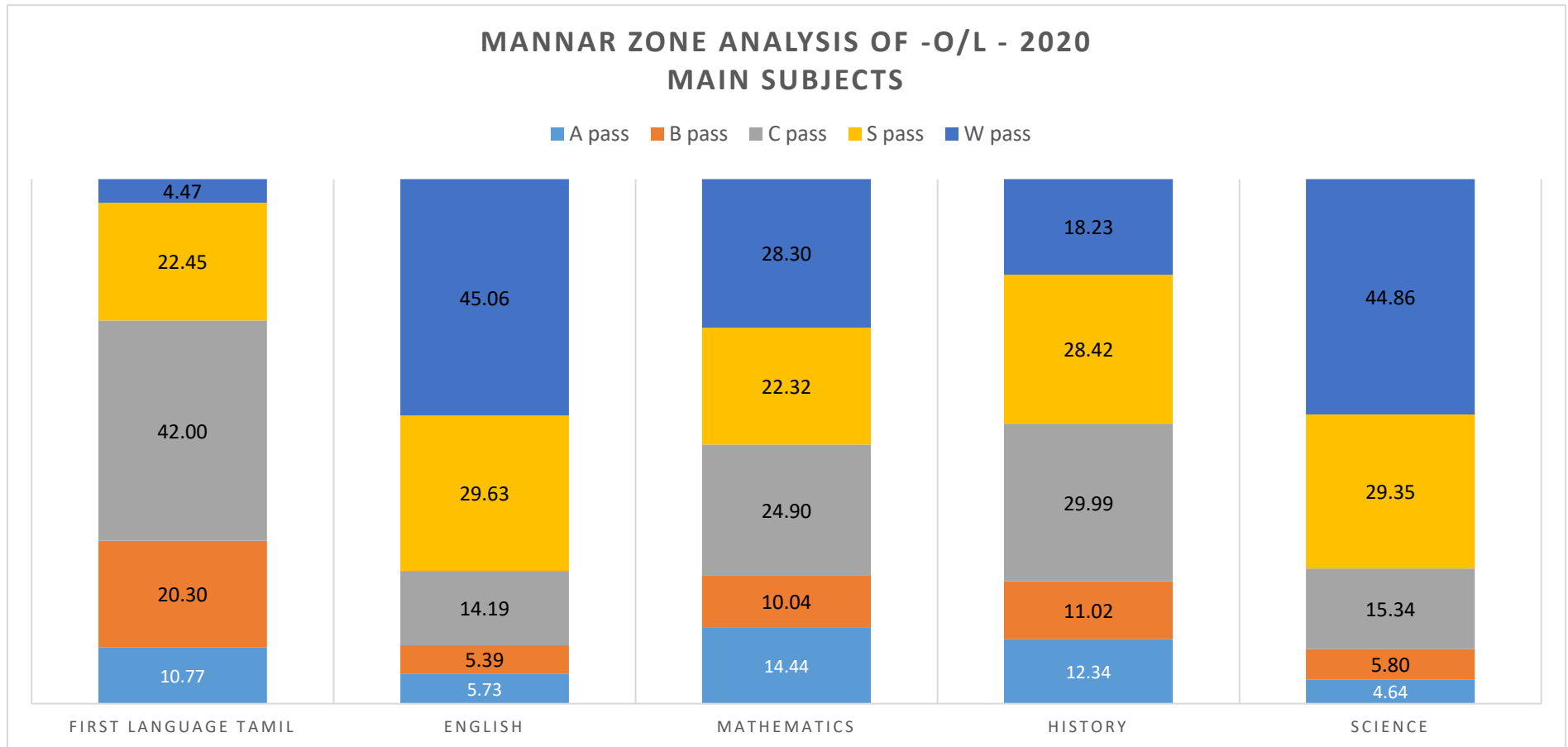


Madhu Zone Growth Percentage

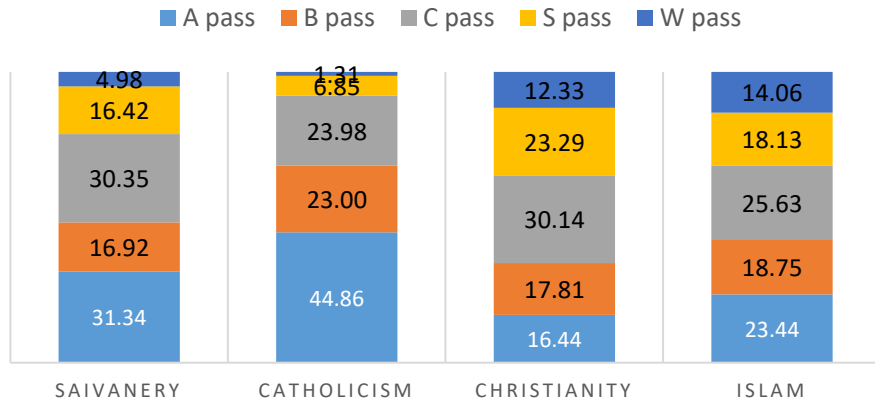


Mannar Zone

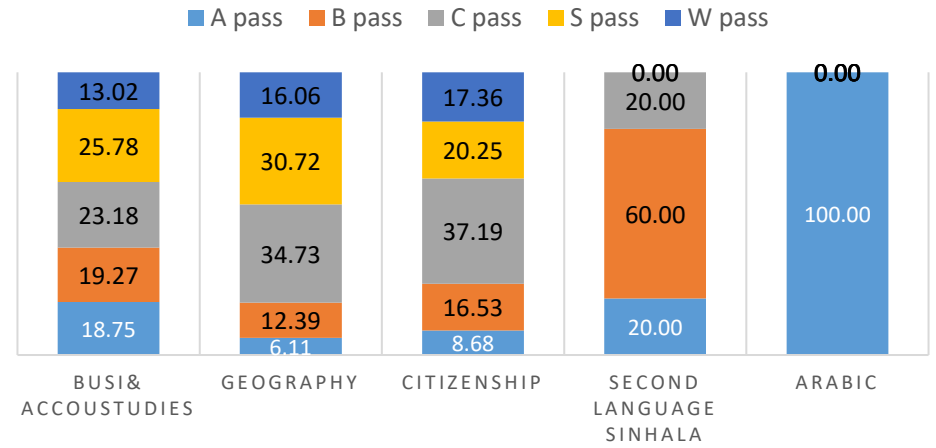
Results Analysis of G.C.E.O/L – 2019



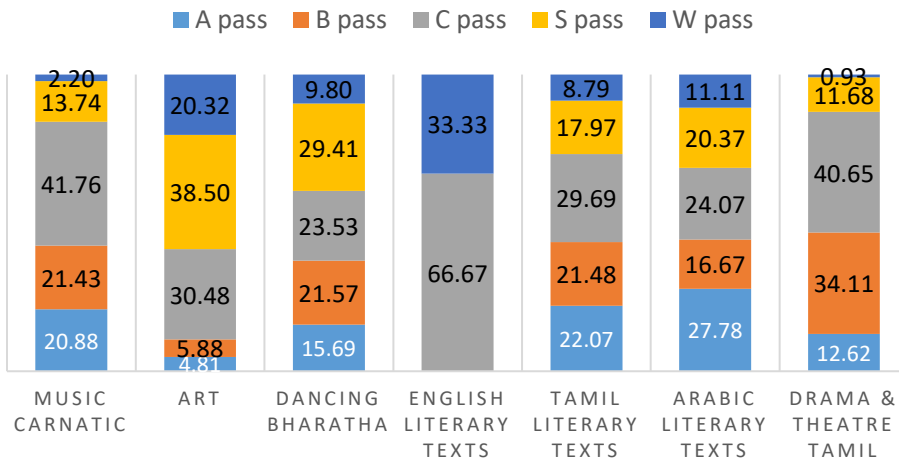
MANNAR ZONE ANALYSIS OF -O/L - 2020 RELIGION



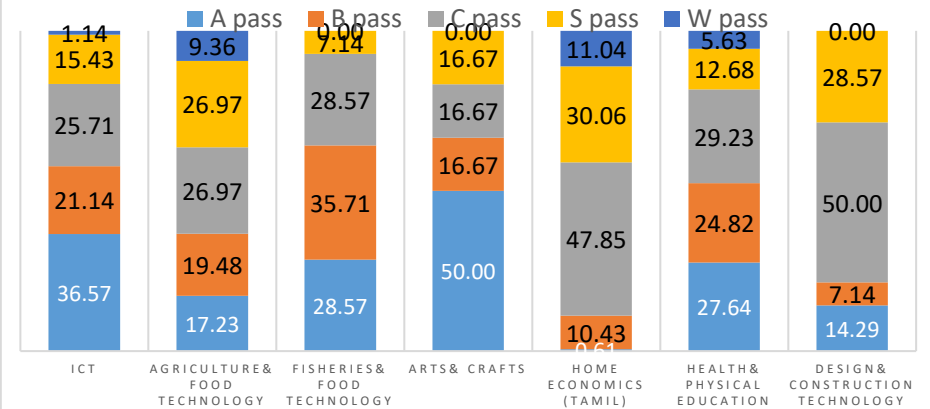
MANNAR ZONE ANALYSIS OF -O/L - 2020 GROUP-1



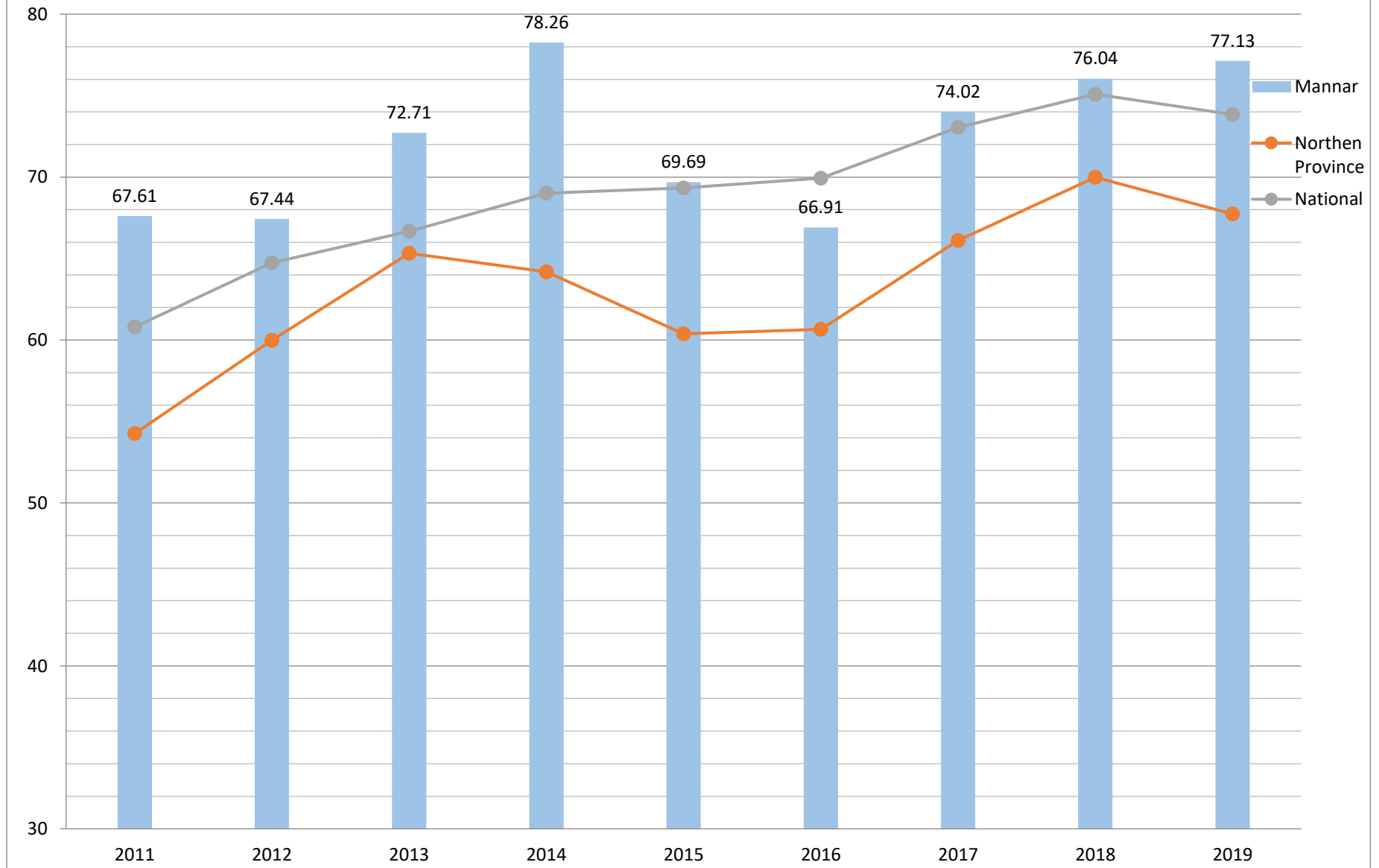
MANNAR ZONE ANALYSIS OF -O/L - 2020 GROUP-2



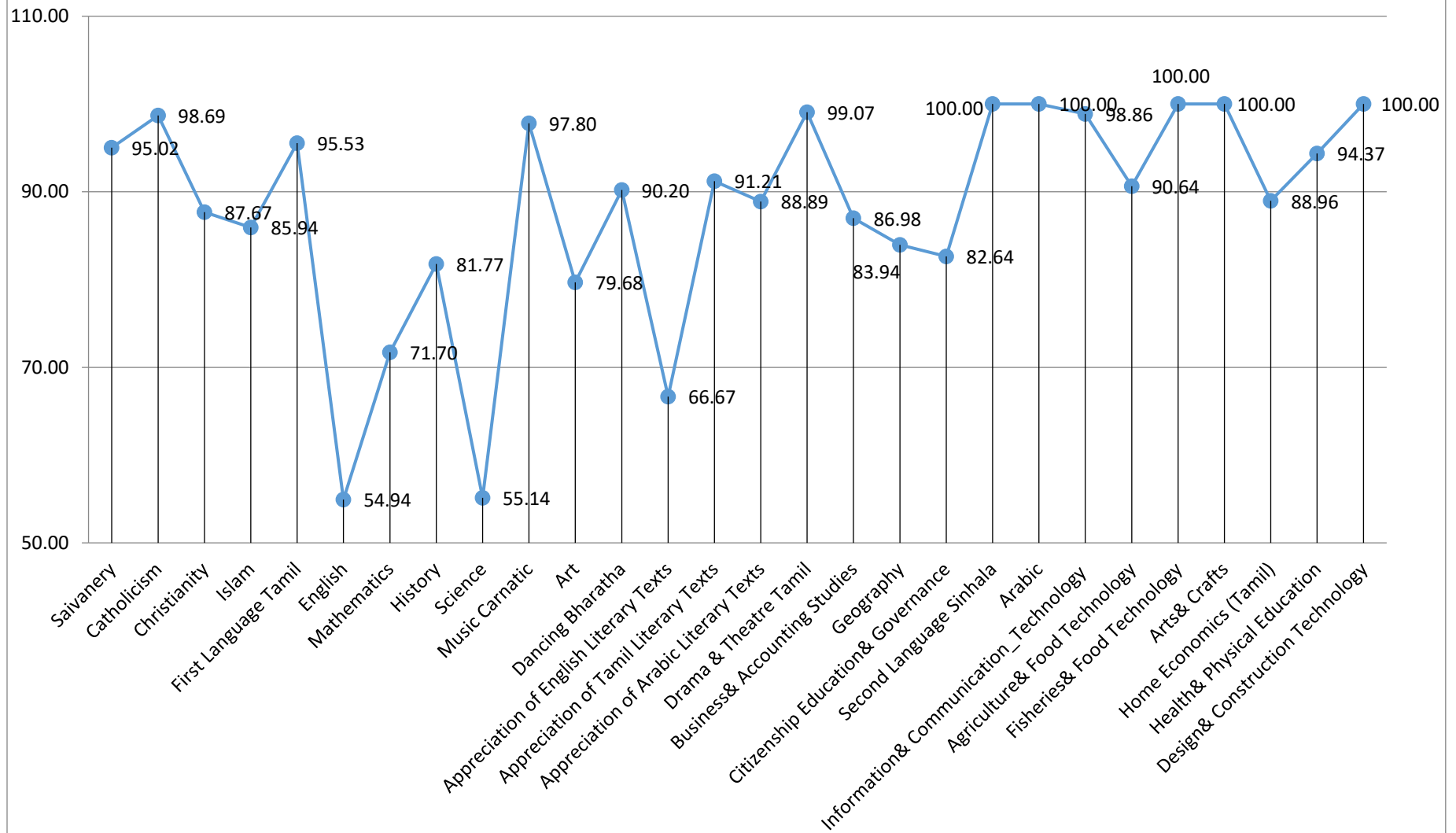
MANNAR ZONE ANALYSIS OF -O/L - 2020 GROUP-3



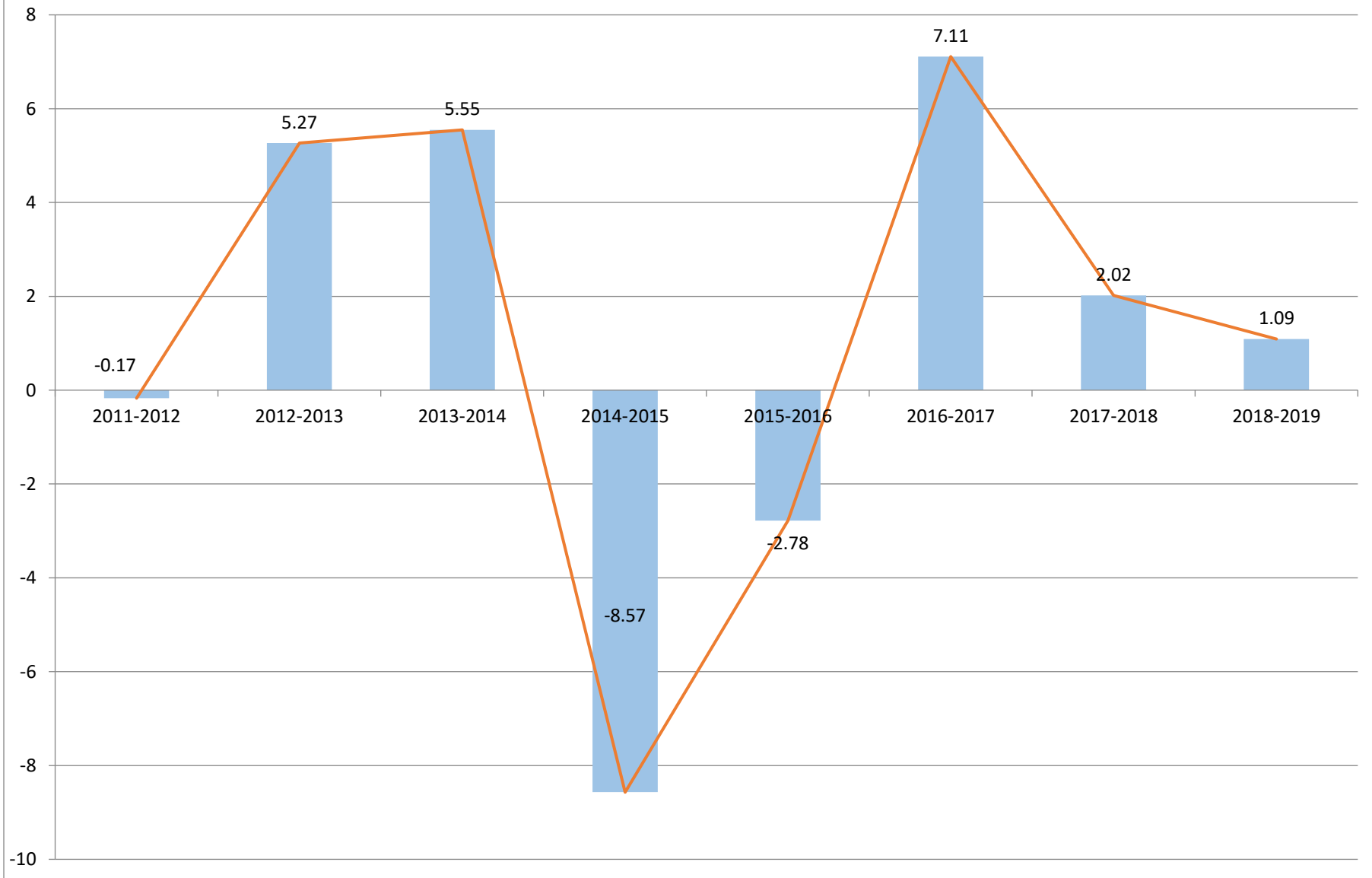
Qualified for G.C.E.(A/L)



Subjects & Percentage - 2019 O/L

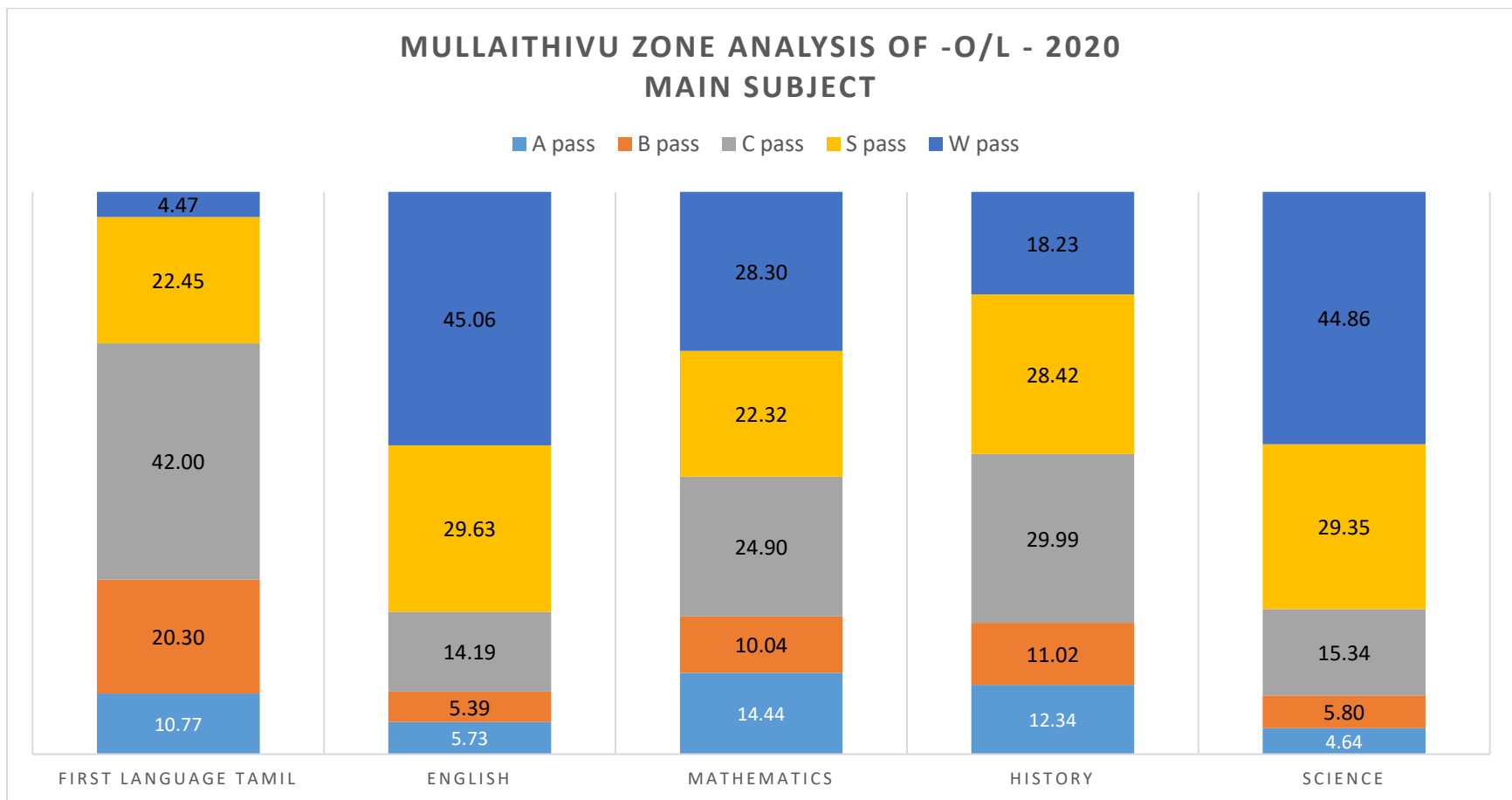


Mannar Zone Growth Percentage

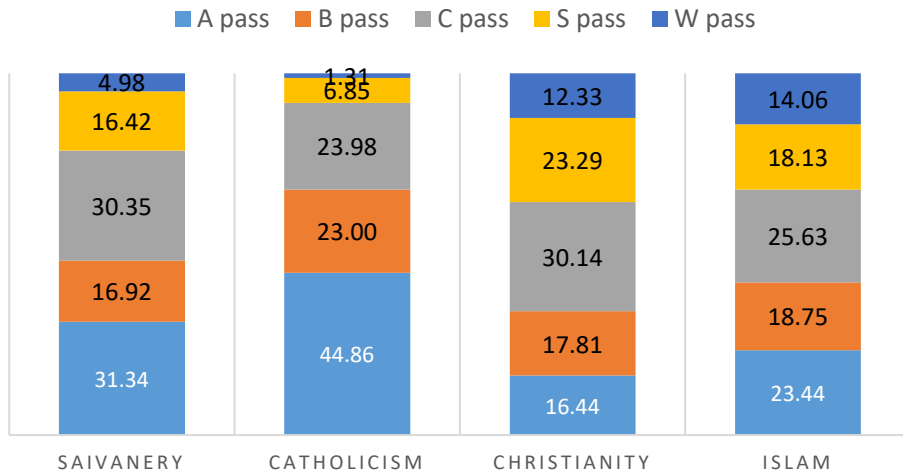


Mullaithivu Zone

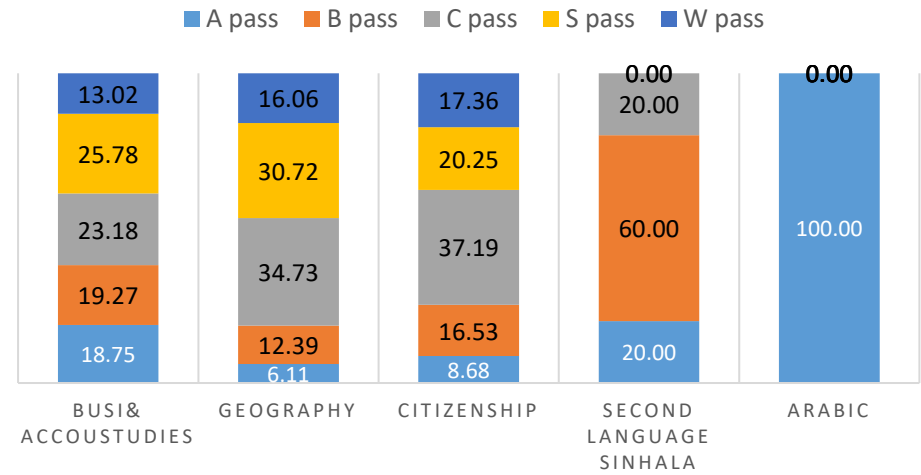
Results Analysis of G.C.E.O/L – 2019



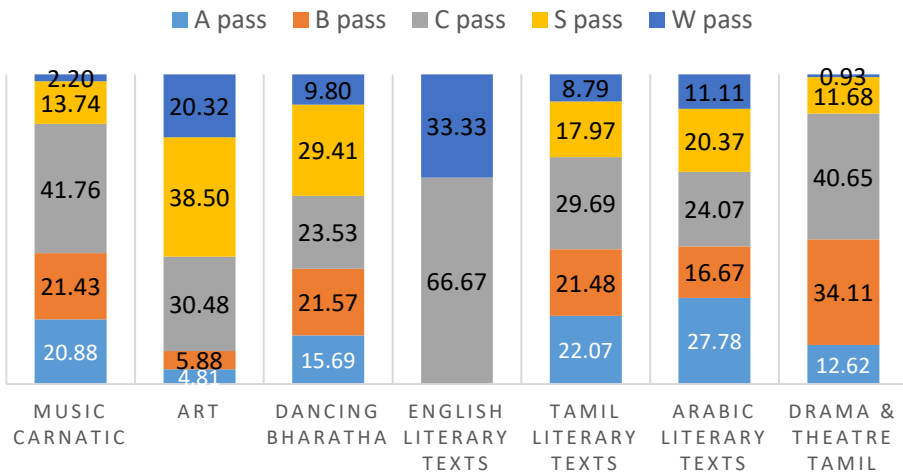
**MULLAITHIVU ZONE ANALYSIS OF -O/L - 2020
RELIGION**



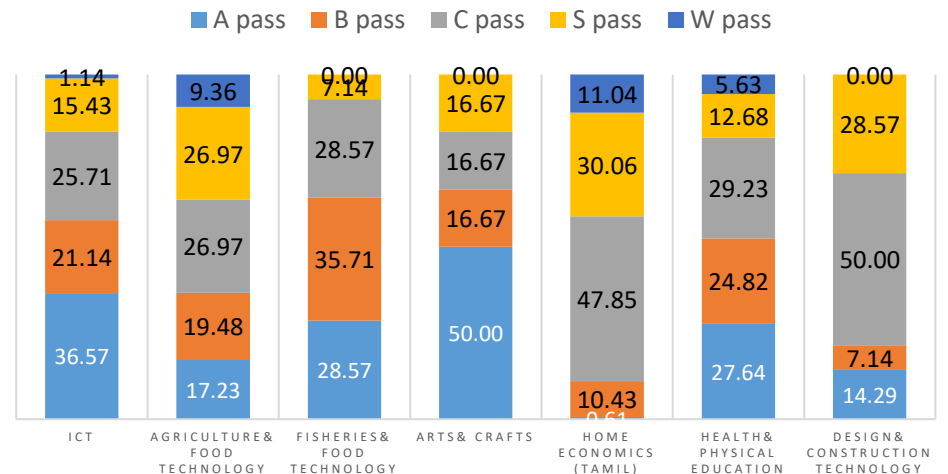
**MULLAITHIVU ZONE ANALYSIS OF -O/L - 2020
GROUP -1**



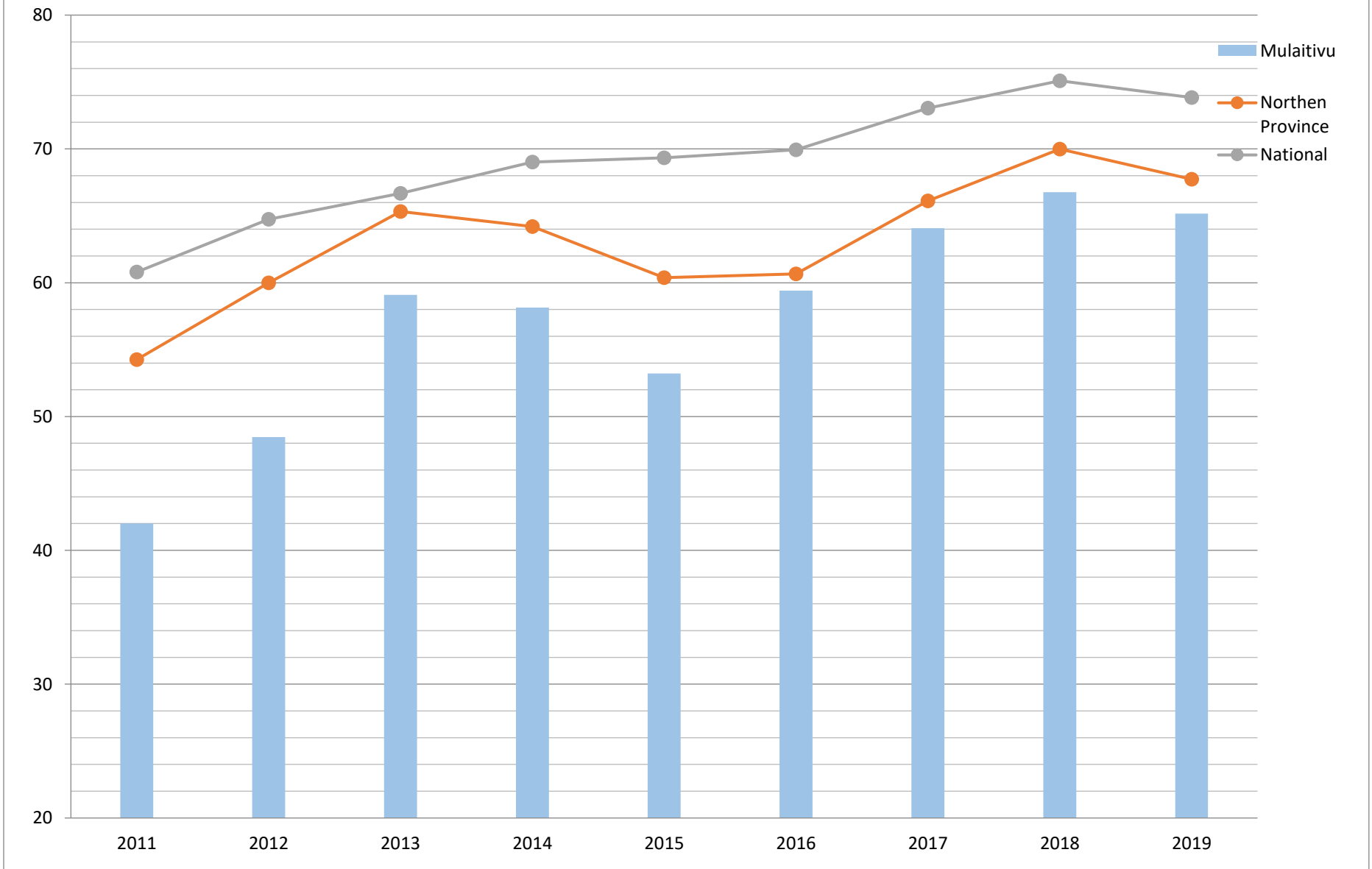
**MULLAITHIVU ZONE ANALYSIS OF -O/L - 2020
GROUP -2**



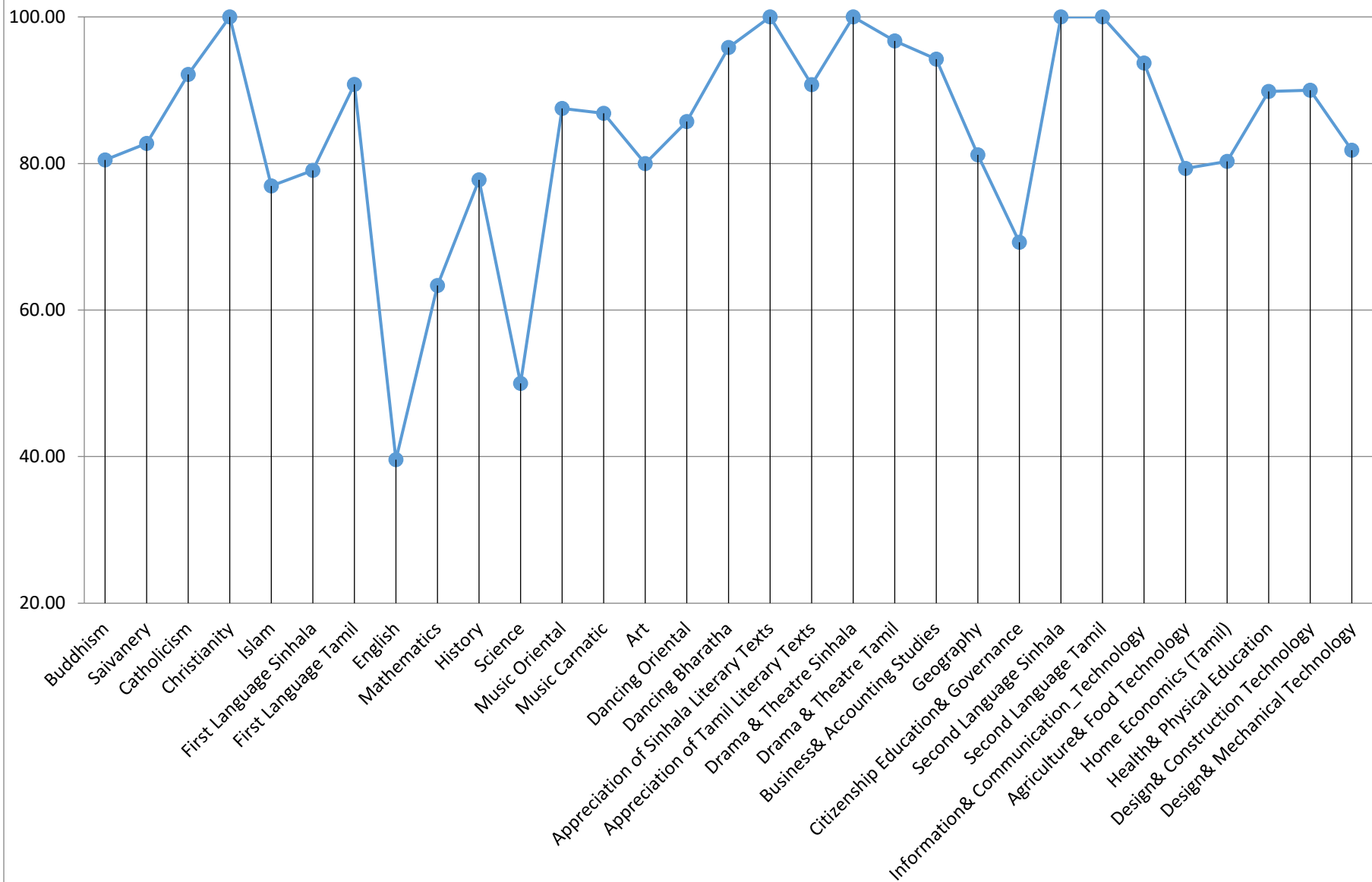
**MULLAITHIVU ZONE ANALYSIS OF -O/L - 2020
GROUP -3**



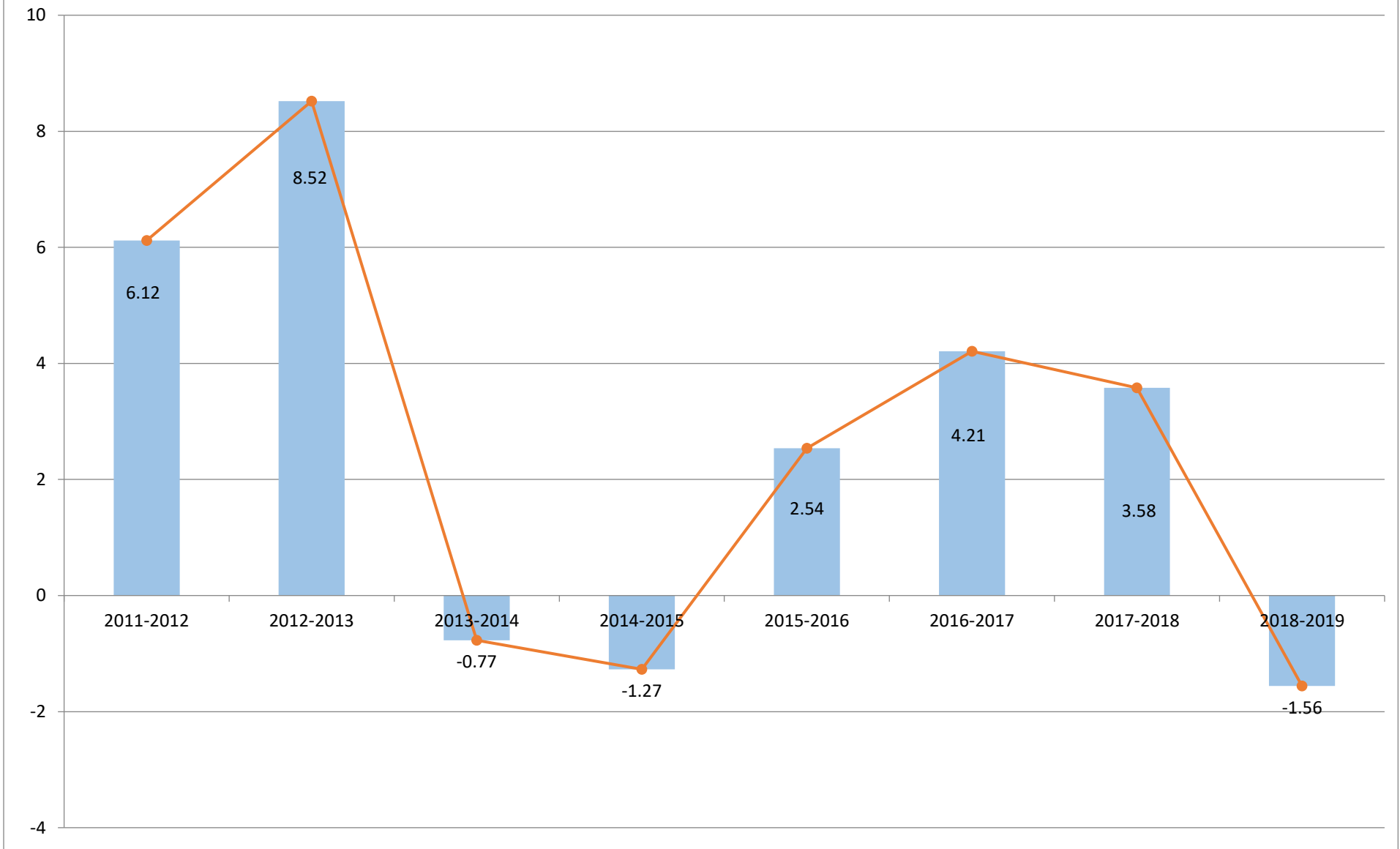
Qualified for G.C.E.(A/L)



Subjects & Percenage - 2019 O/L

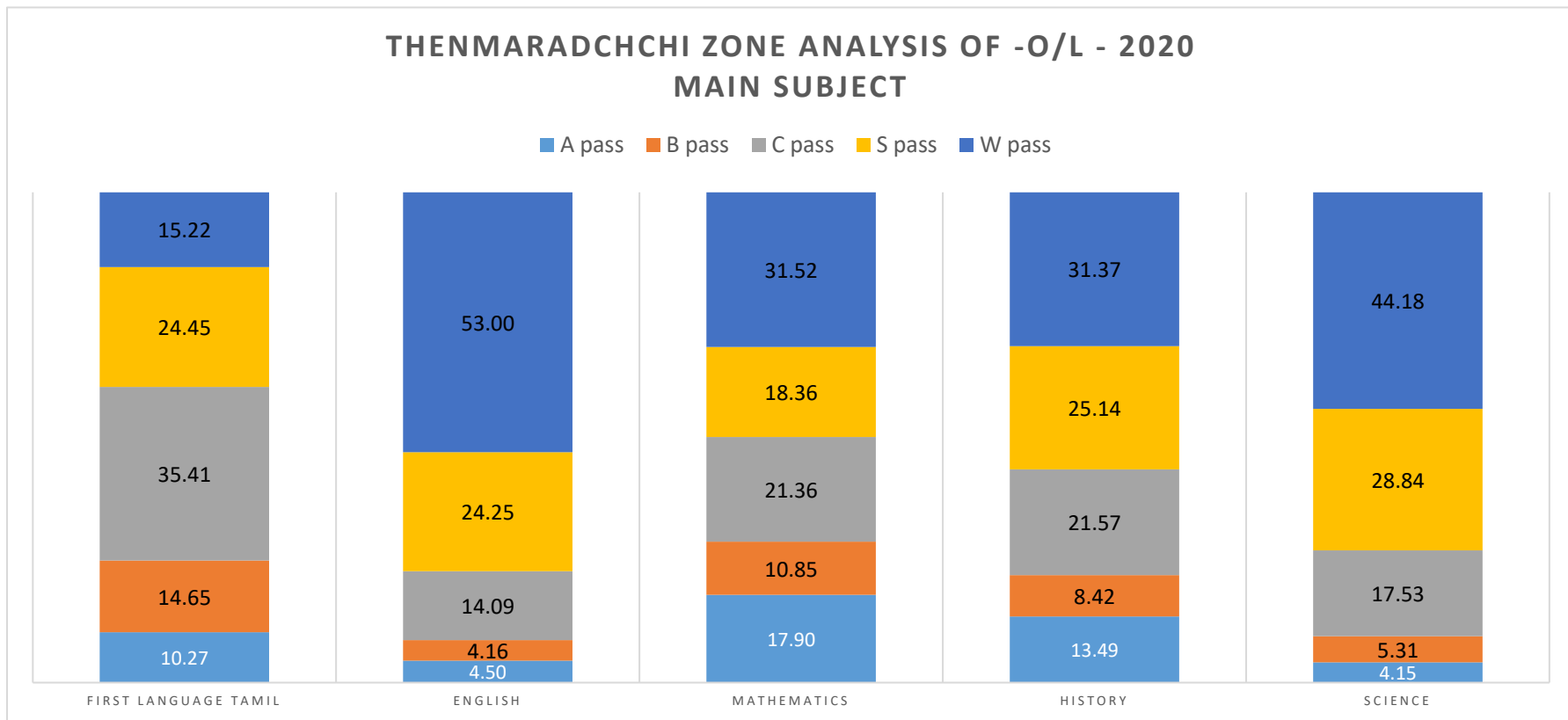


Mullaithivu Zone Growth Percentage



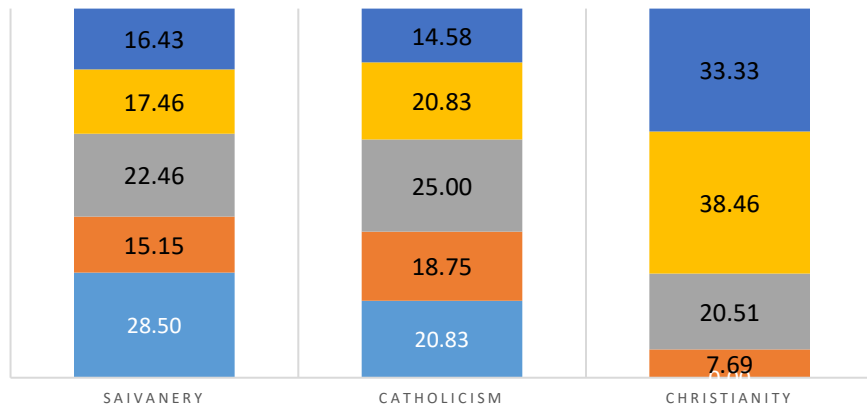
Thenmarachchi Zone

Results Analysis of G.C.E.O/L – 2019



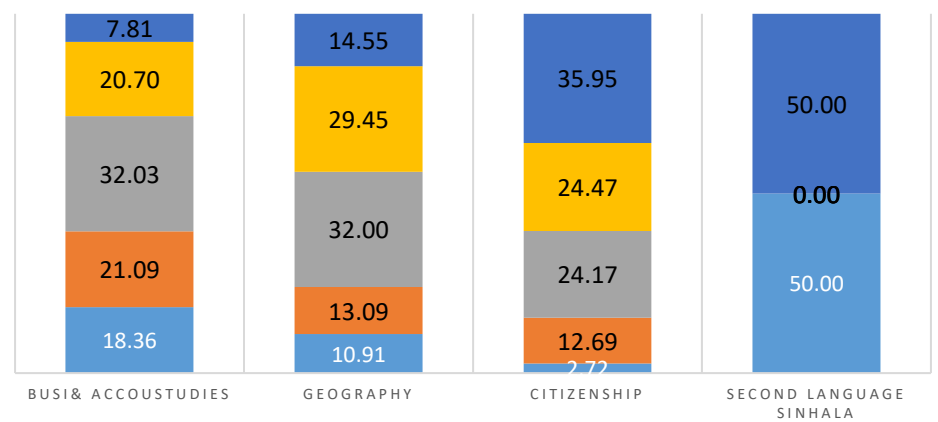
THENMARADCHCHI ZONE ANALYSIS OF -O/L - 2020 RELIGION

■ A pass ■ B pass ■ C pass ■ S pass ■ W pass



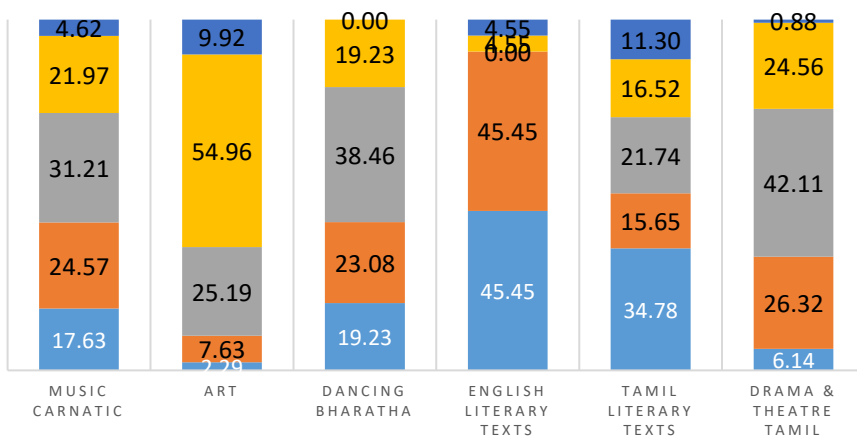
THENMARADCHCHI ZONE ANALYSIS OF -O/L - 2020 GROUP 1

■ A pass ■ B pass ■ C pass ■ S pass ■ W pass



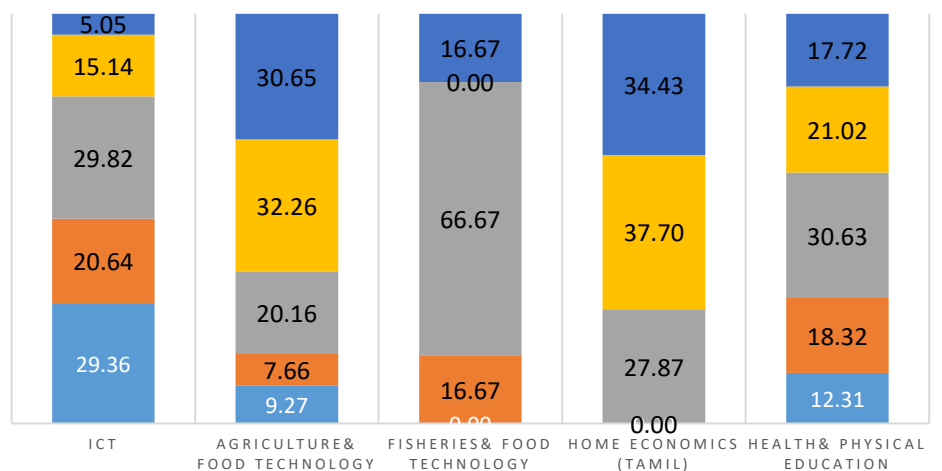
THENMARADCHCHI ZONE ANALYSIS OF -O/L - 2020 GROUP 2

■ A pass ■ B pass ■ C pass ■ S pass ■ W pass

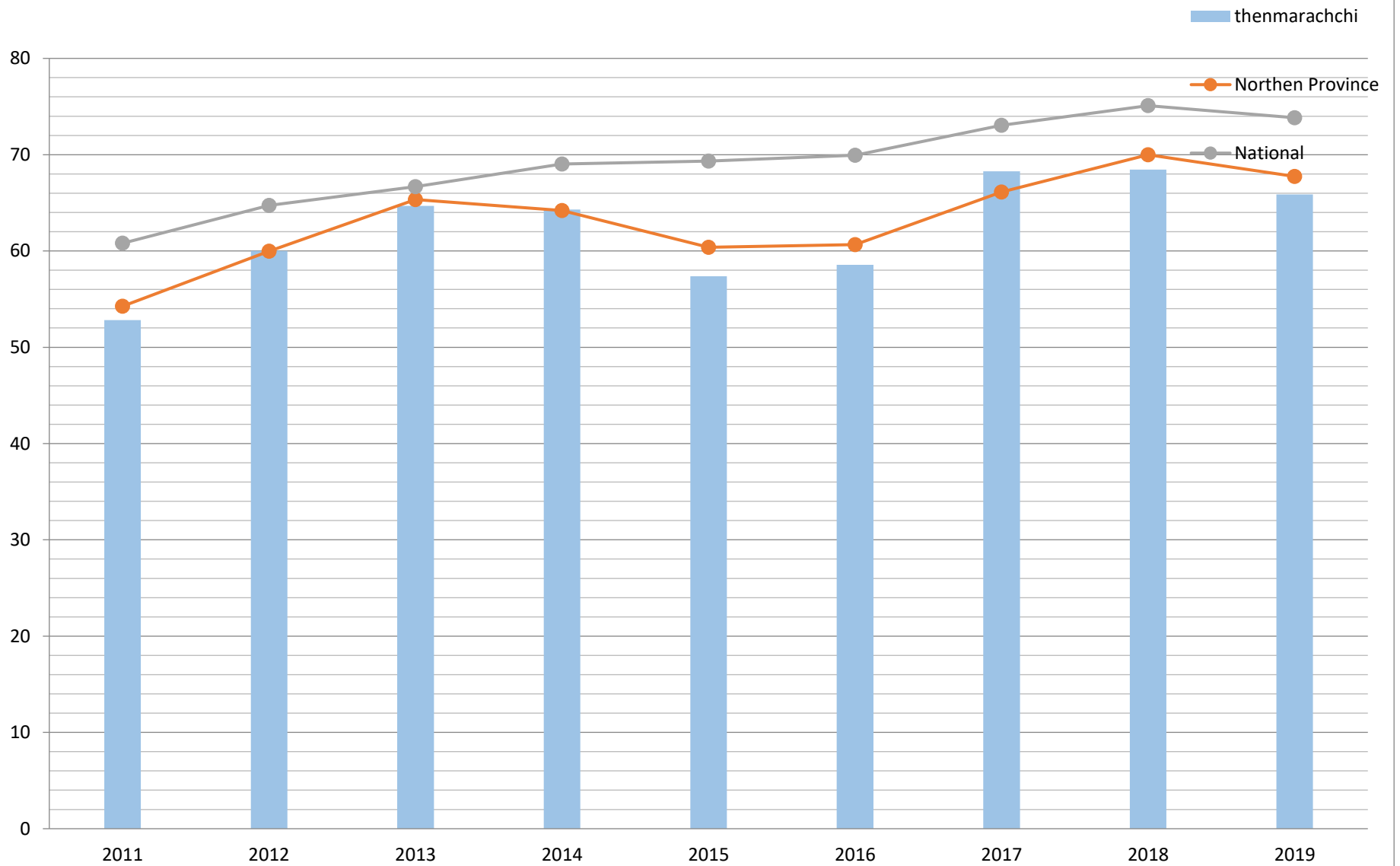


THENMARADCHCHI ZONE ANALYSIS OF -O/L - 2020 GROUP 3

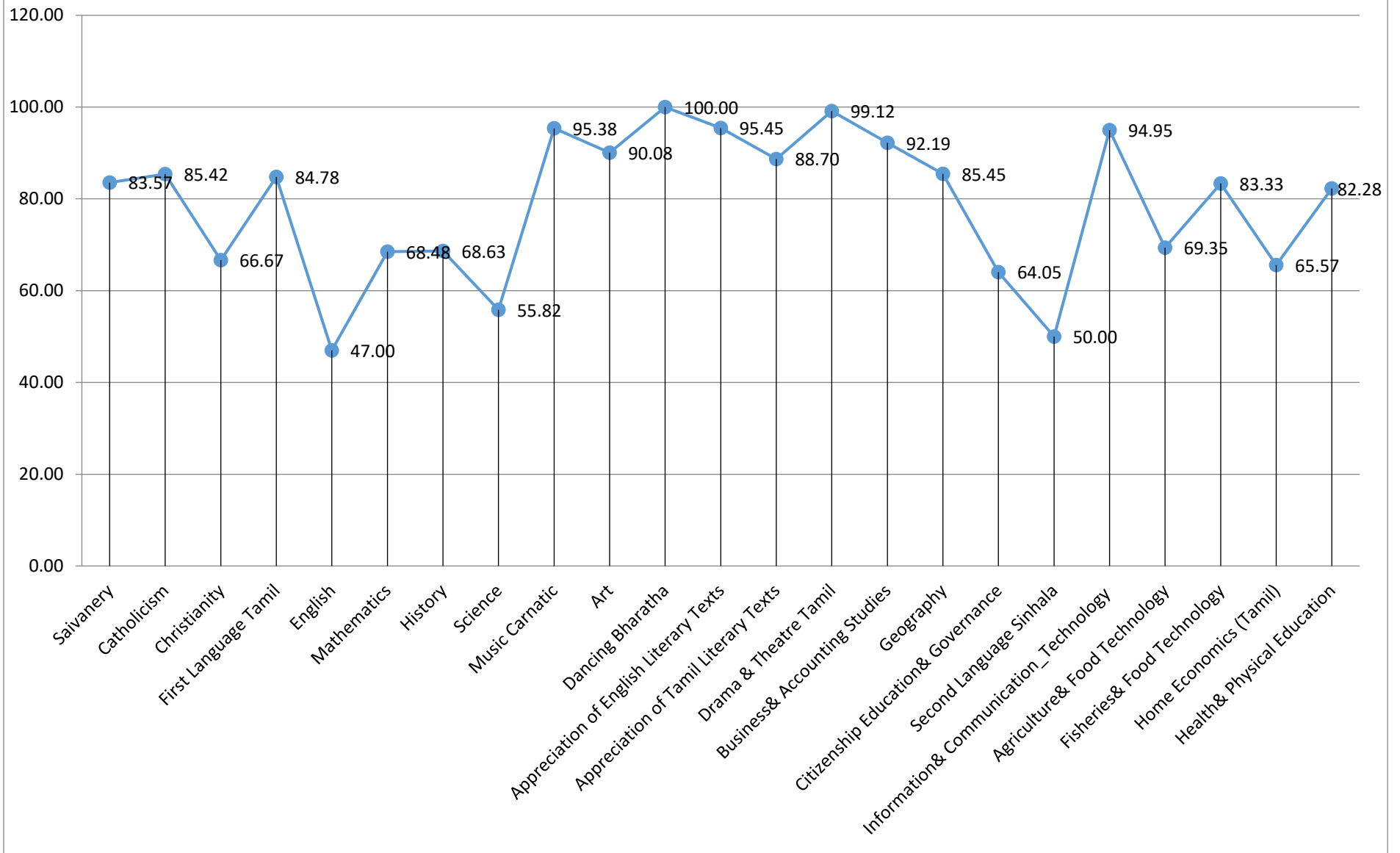
■ A pass ■ B pass ■ C pass ■ S pass ■ W pass



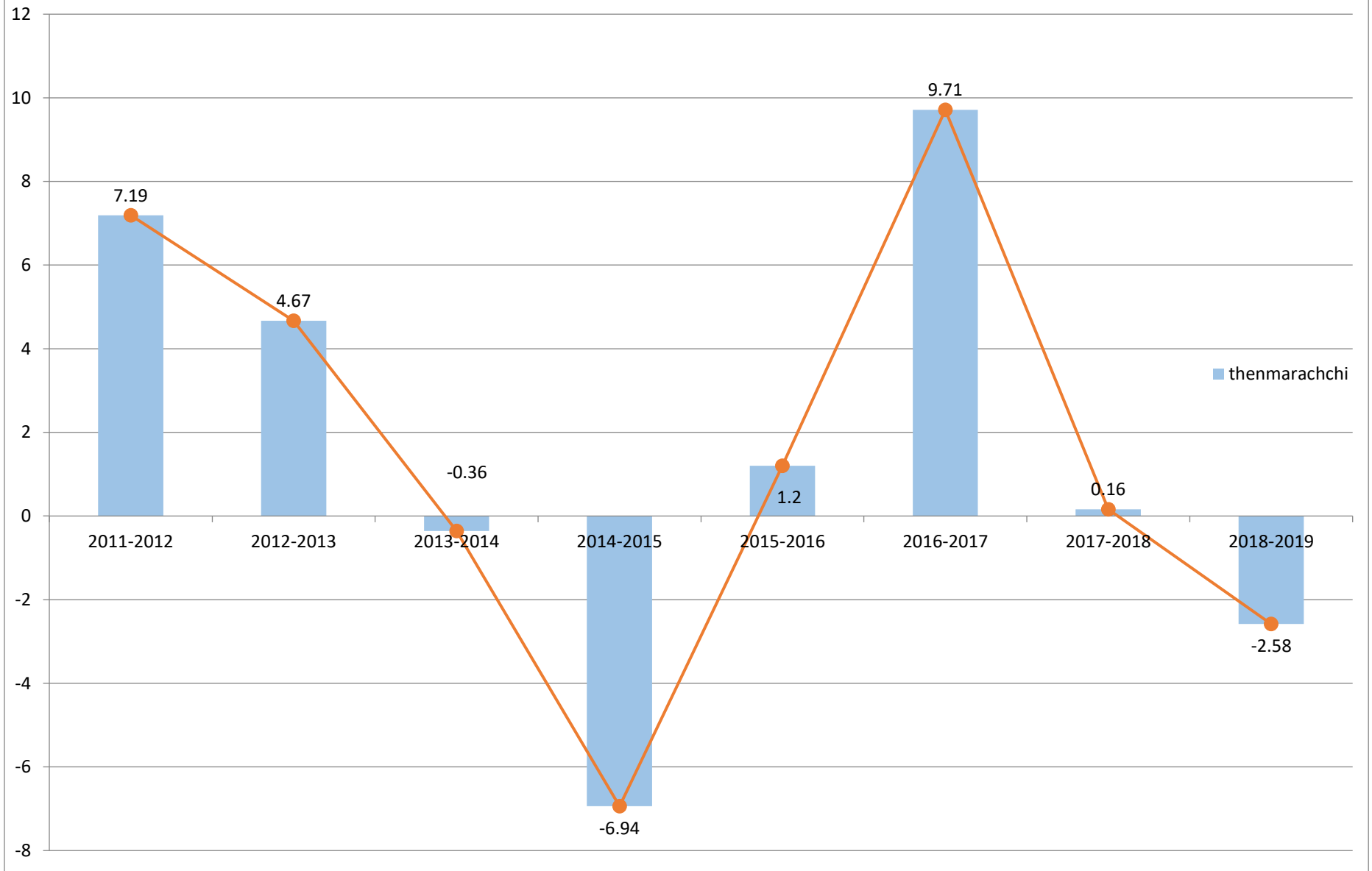
Qualified for G.C.E.(A/L)



Subjects & Percentage - 2019 O/L

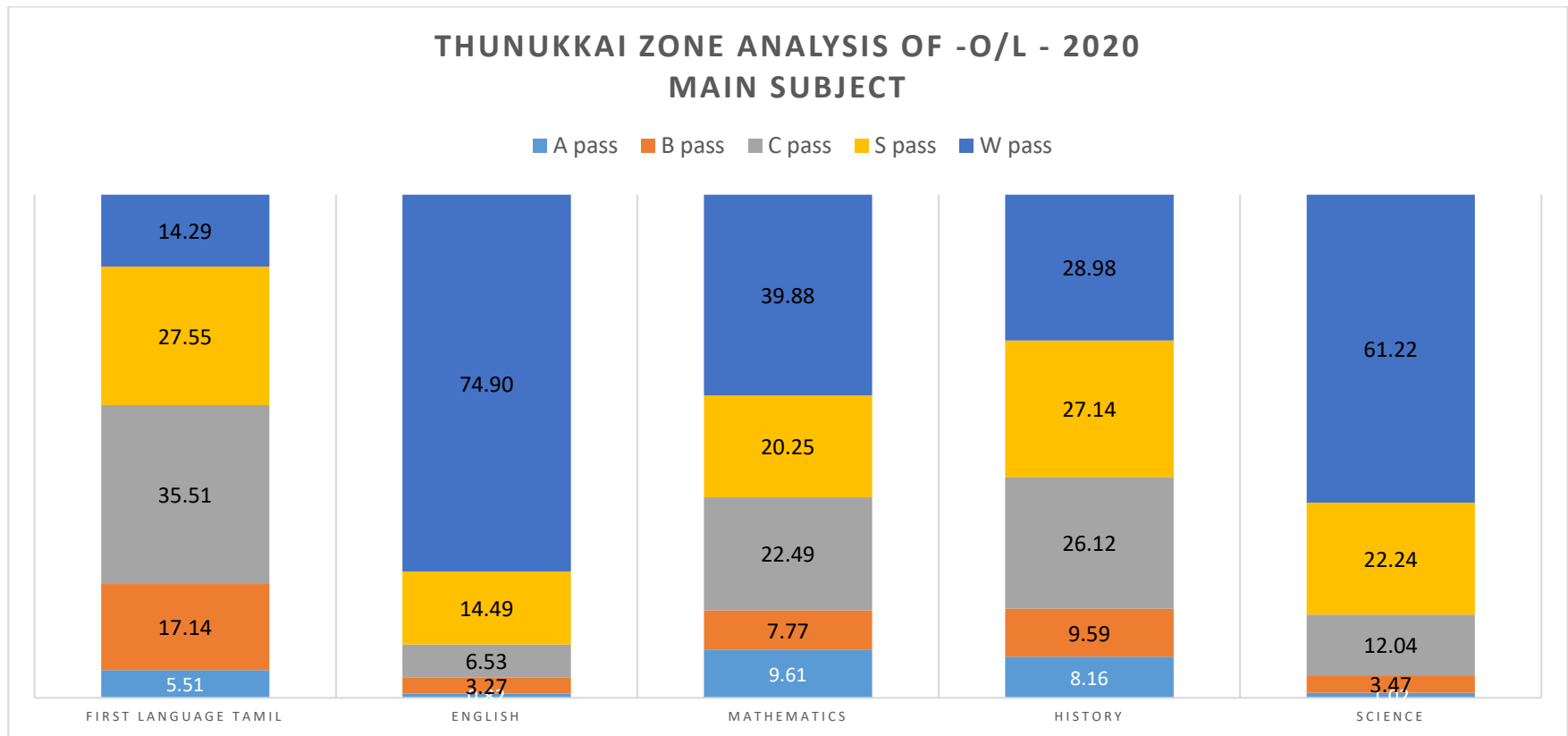


Thenmarachchi Zone Growth Percentage



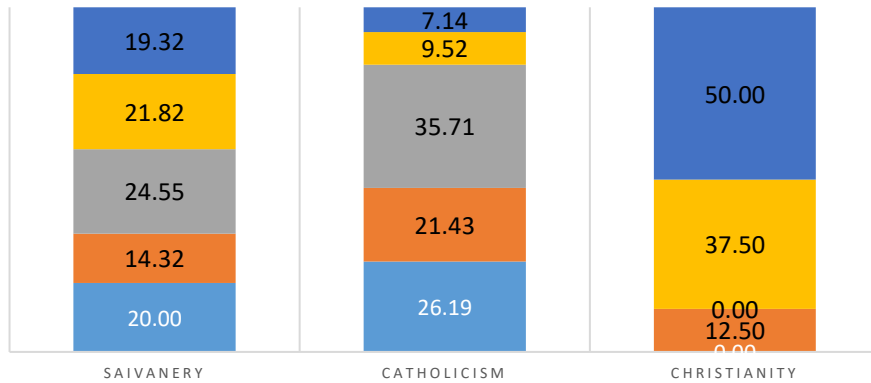
Thunukkai Zone

Results Analysis of G.C.E.O/L – 2019



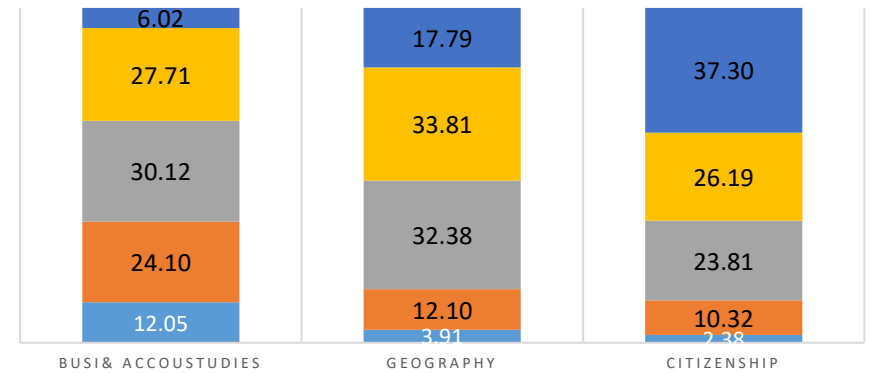
THUNUKKAI ZONE ANALYSIS OF -O/L - 2020 RELIGION

■ A pass ■ B pass ■ C pass ■ S pass ■ W pass



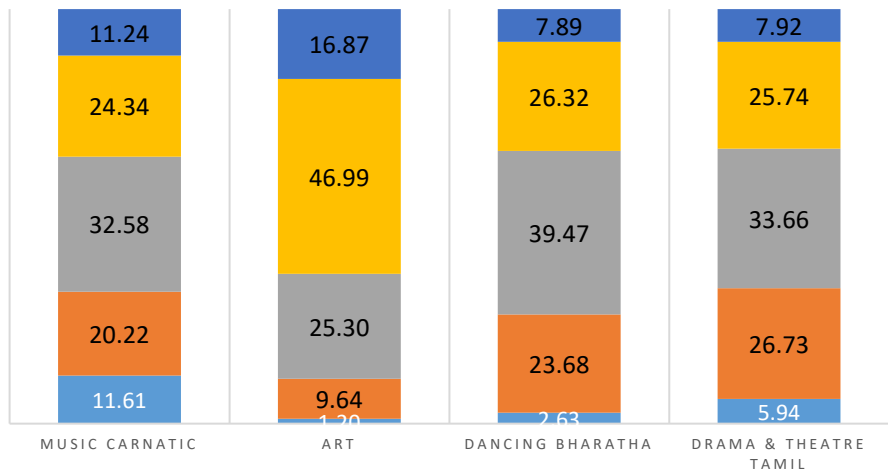
THUNUKKAI ZONE ANALYSIS OF -O/L - 2020 GROUP 1

■ A pass ■ B pass ■ C pass ■ S pass ■ W pass



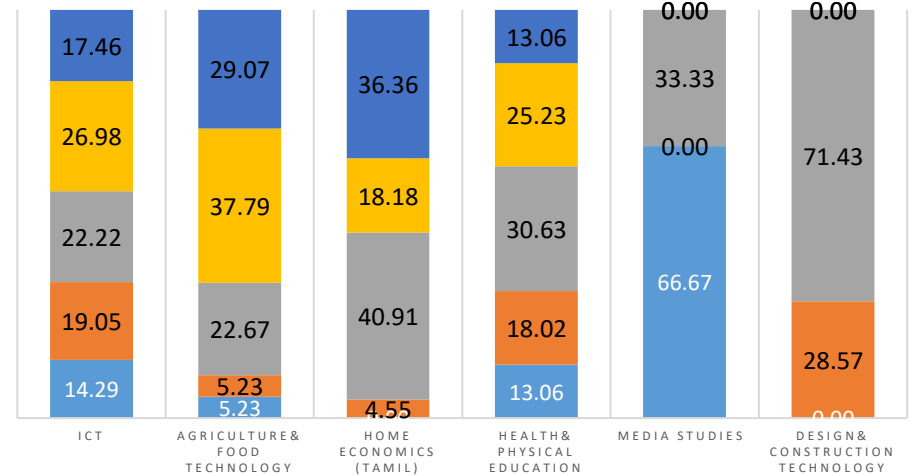
THUNUKKAI ZONE ANALYSIS OF -O/L - 2020 GROUP 2

■ A pass ■ B pass ■ C pass ■ S pass ■ W pass

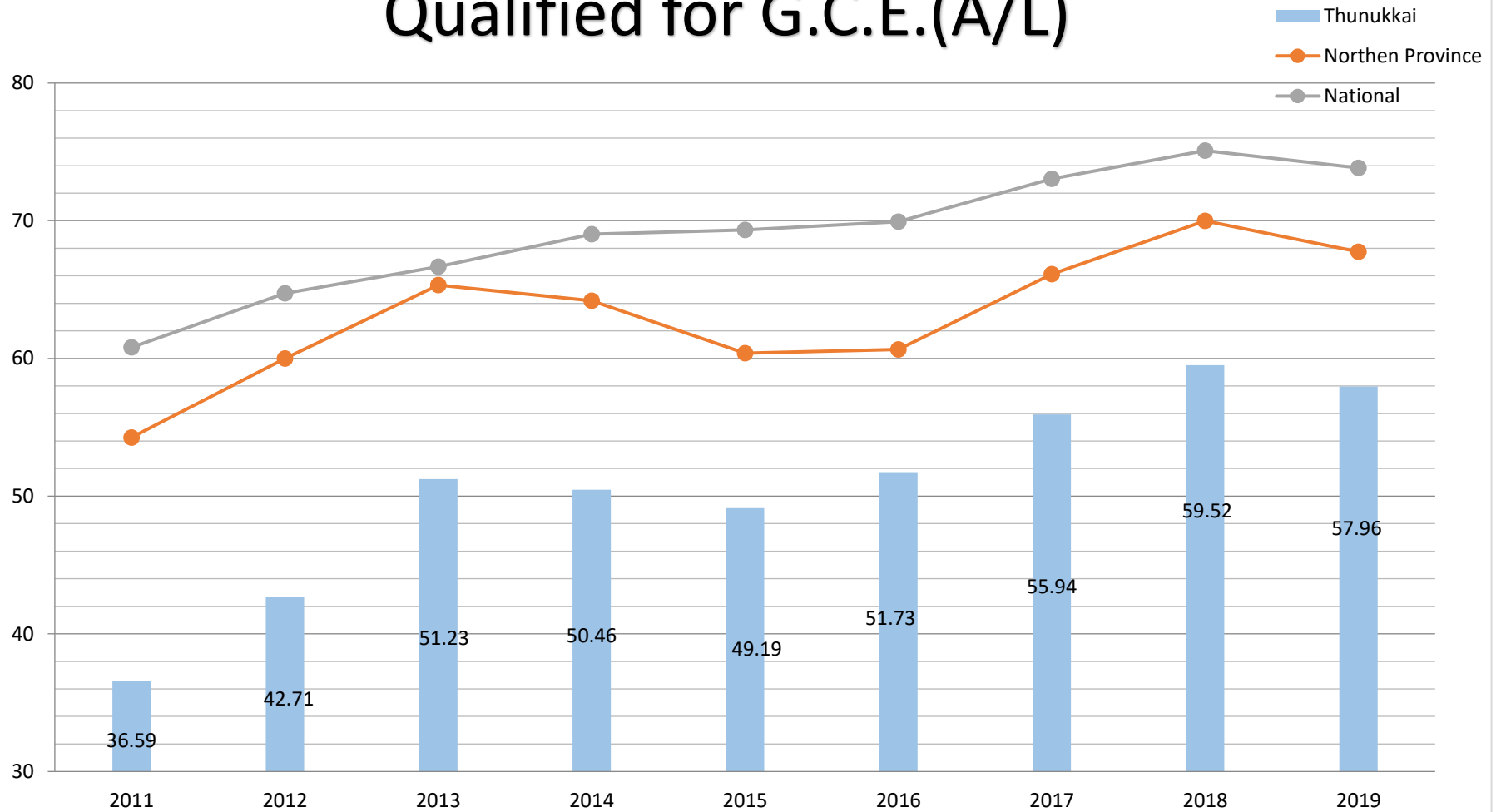


THUNUKKAI ZONE ANALYSIS OF -O/L - 2020 GROUP 3

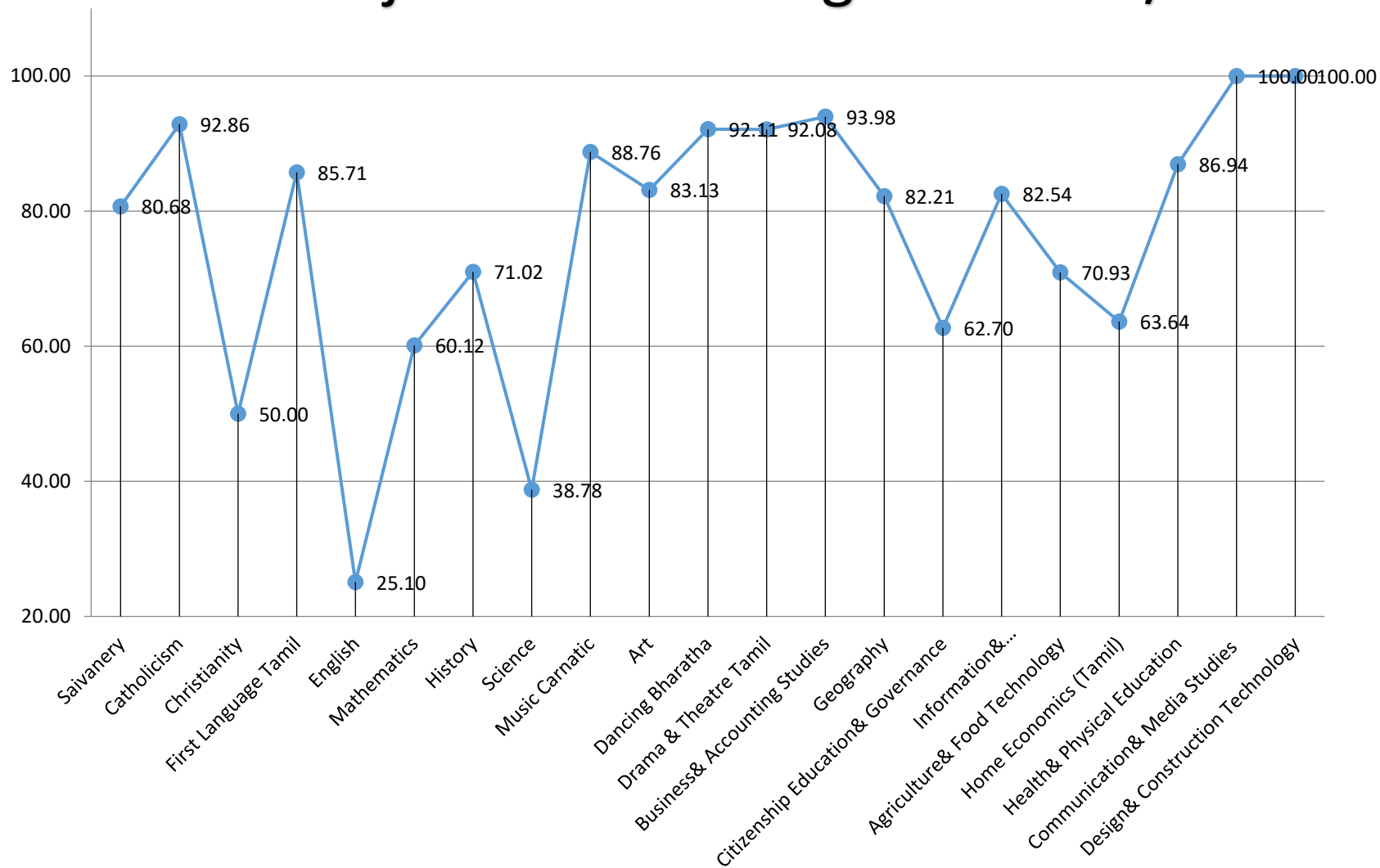
■ A pass ■ B pass ■ C pass ■ S pass ■ W pass



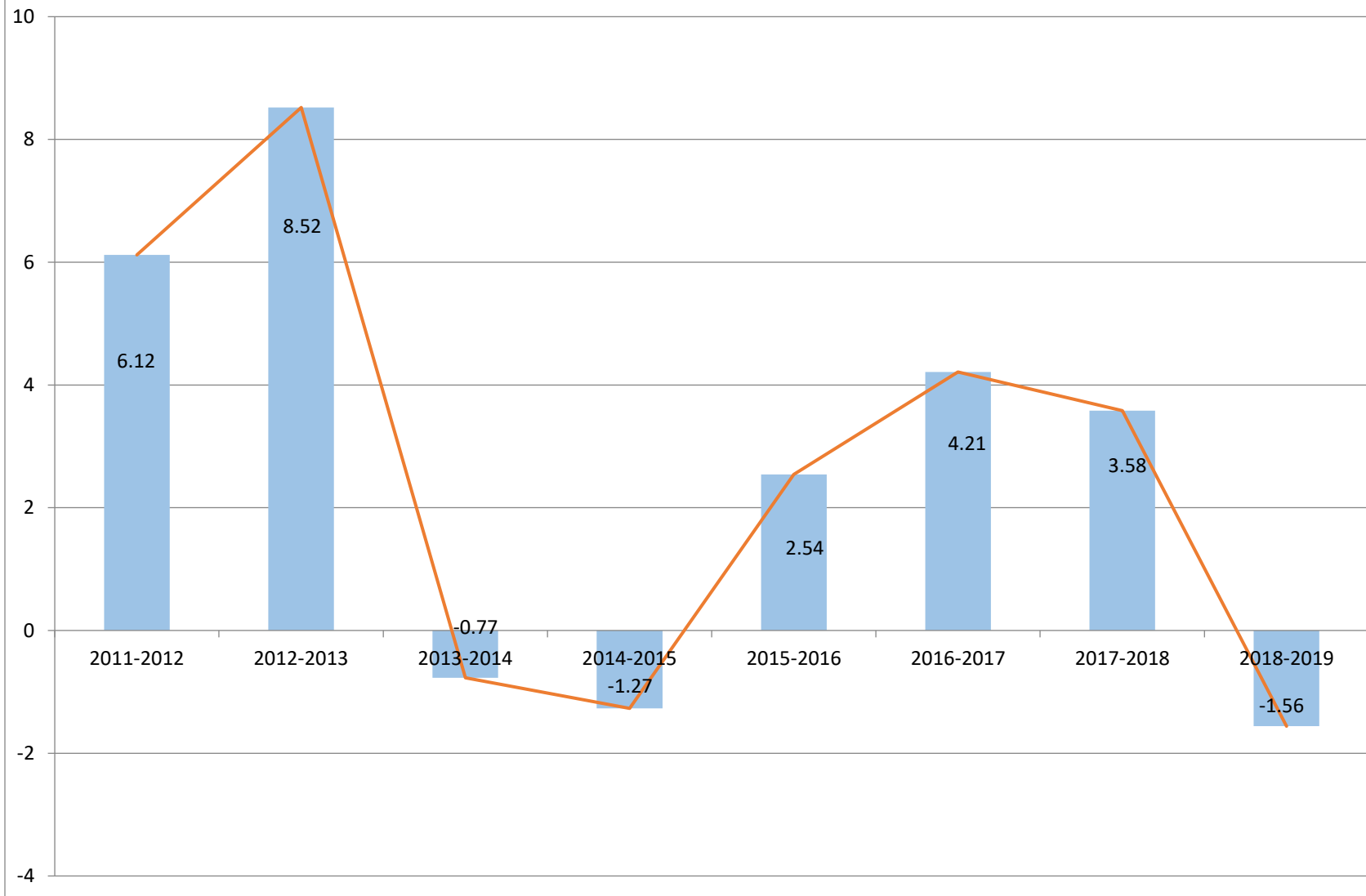
Qualified for G.C.E.(A/L)



Subjects & Percentage - 2019 O/L

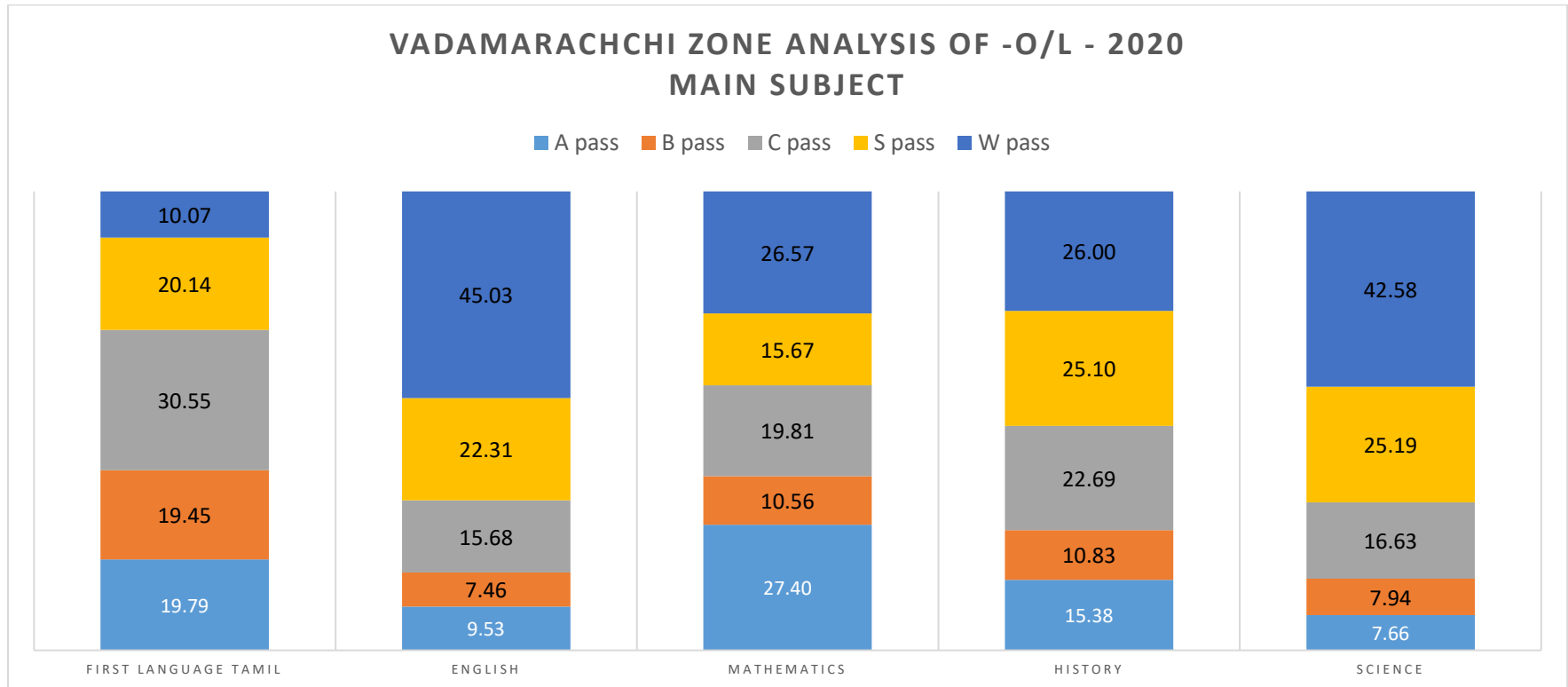


Thunukkai Zone Growth Percentage



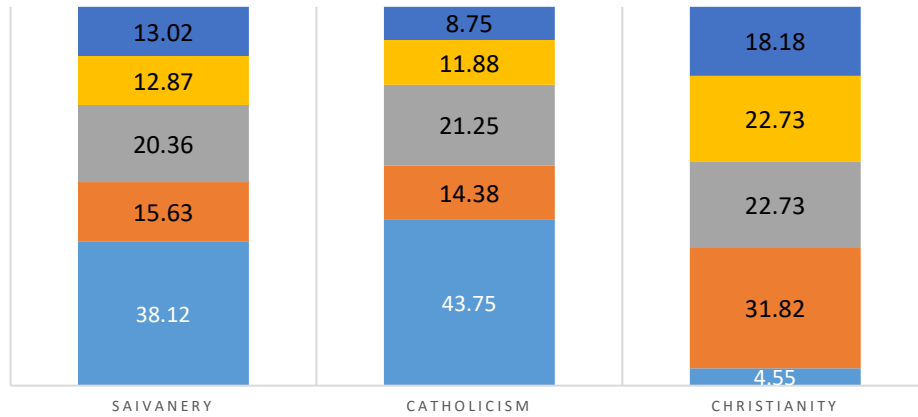
Vadamachchi Zone

Results Analysis of G.C.E.O/L – 2019



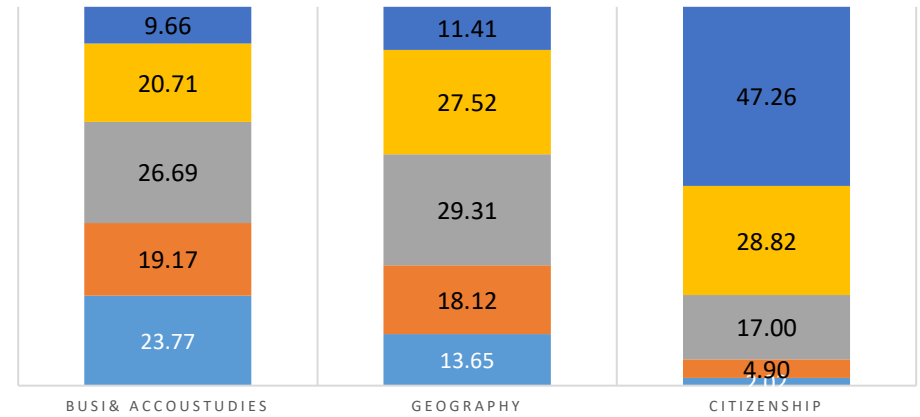
VADAMARACHCHI ZONE ANALYSIS OF -O/L - 2020 RELIGION

■ A pass ■ B pass ■ C pass ■ S pass ■ W pass



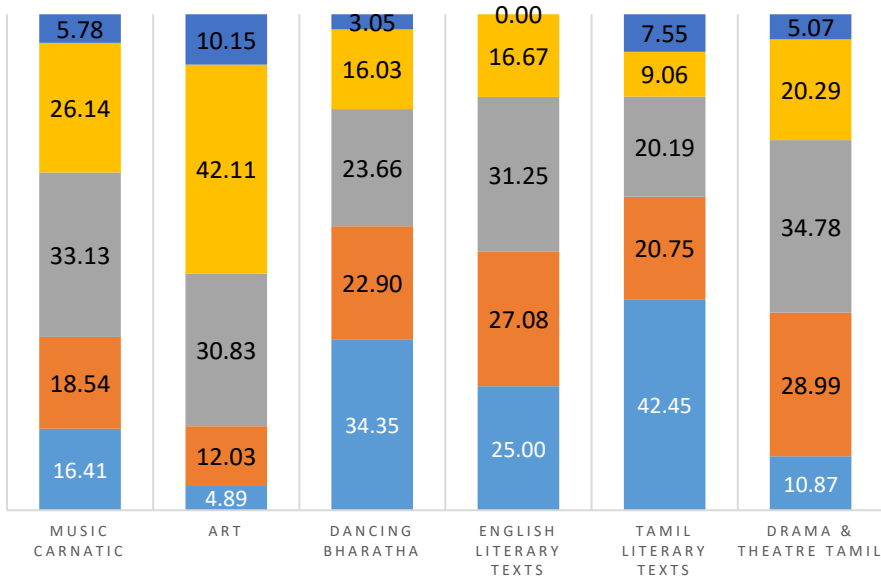
VADAMARACHCHI ZONE ANALYSIS OF -O/L - 2020 GROUP 1

■ A pass ■ B pass ■ C pass ■ S pass ■ W pass



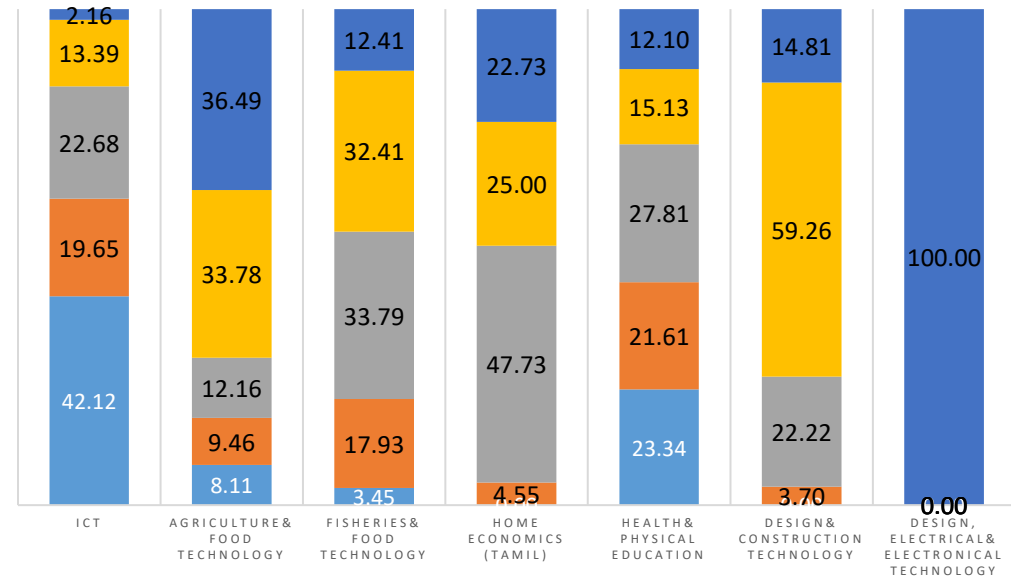
VADAMARACHCHI ZONE ANALYSIS OF -O/L - 2020 GROUP 2

■ A pass ■ B pass ■ C pass ■ S pass ■ W pass

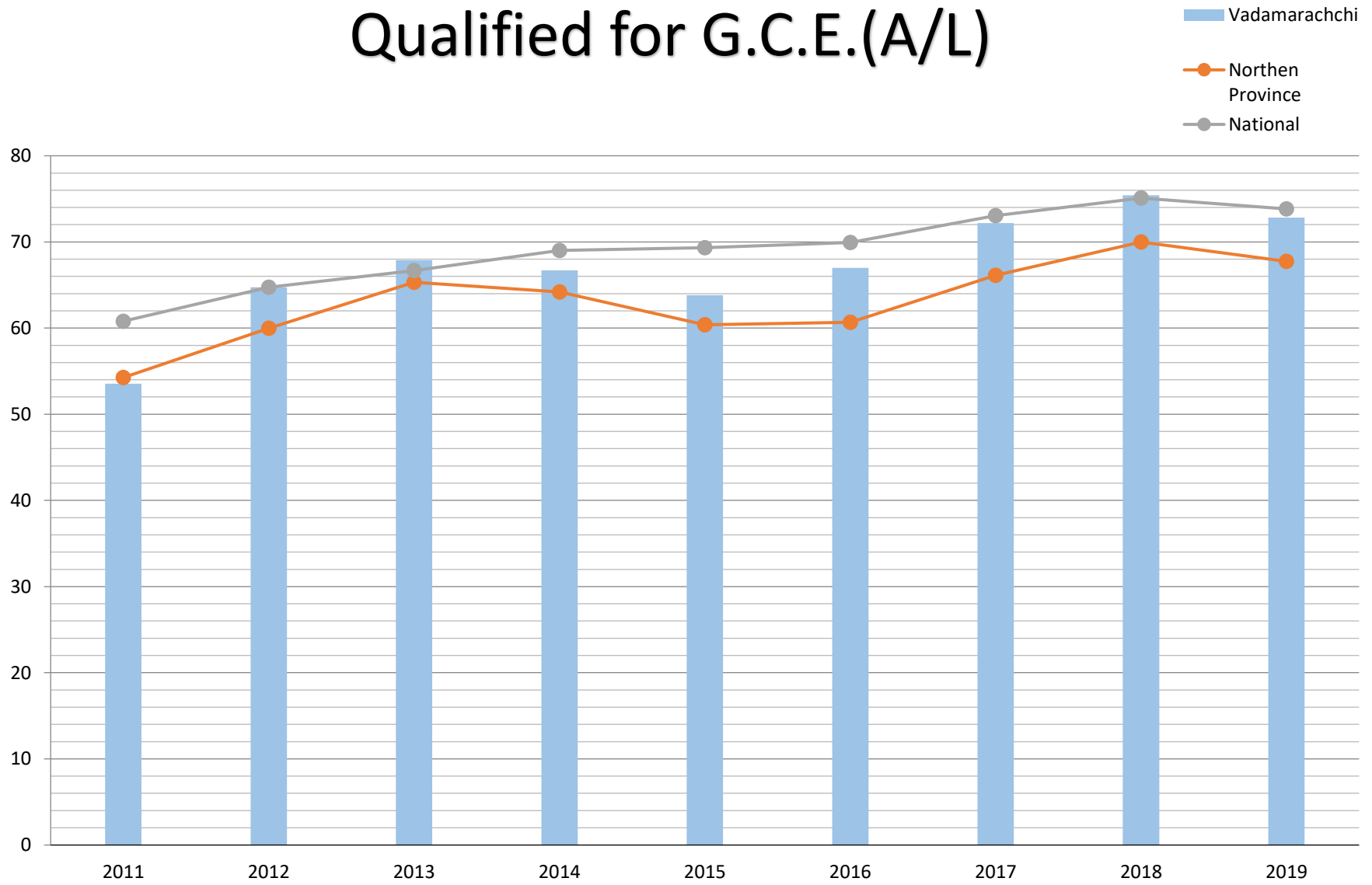


VADAMARACHCHI ZONE ANALYSIS OF -O/L - 2020 GROUP 3

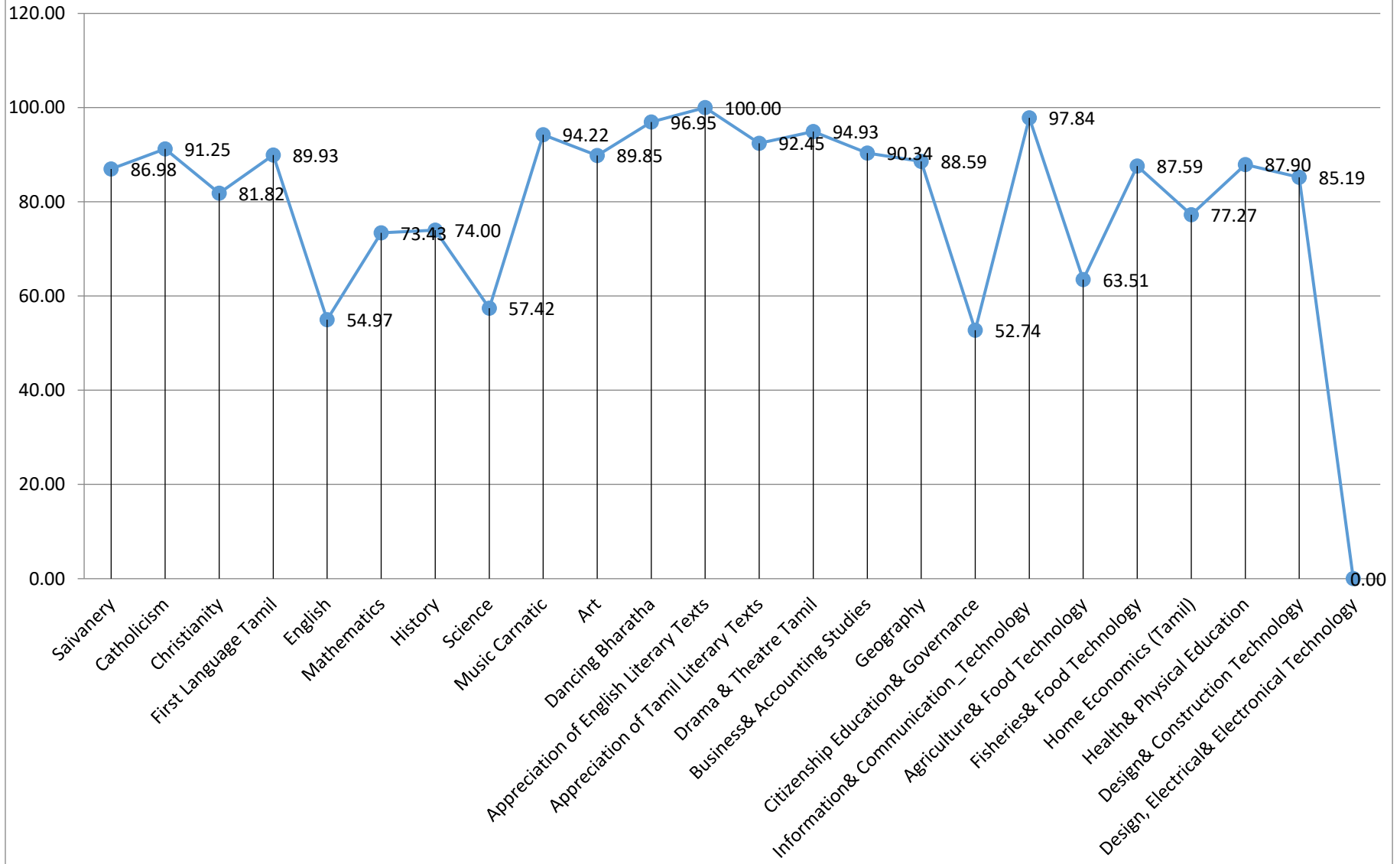
■ A pass ■ B pass ■ C pass ■ S pass ■ W pass



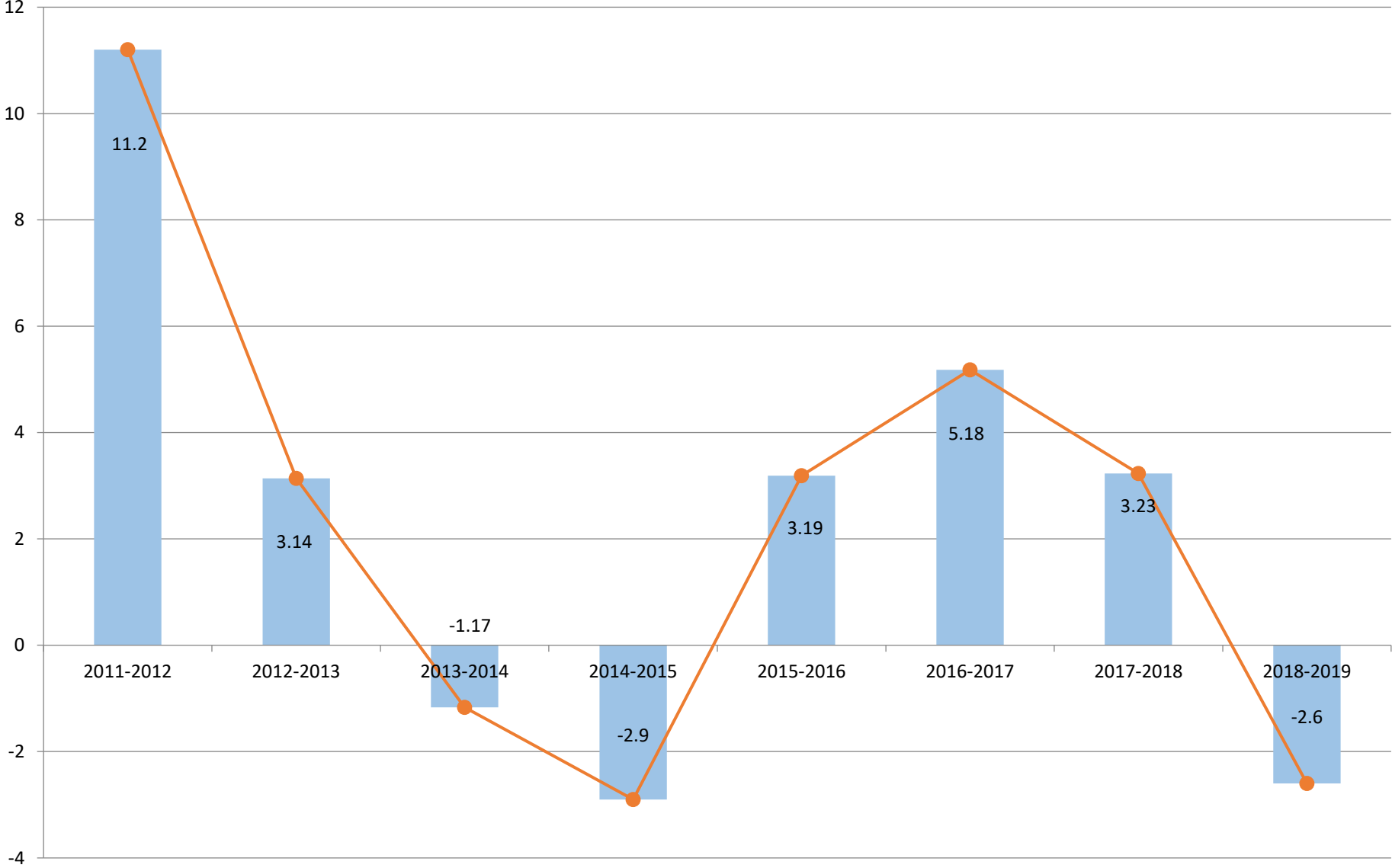
Qualified for G.C.E.(A/L)



Subjects & Percentage - 2019 O/L

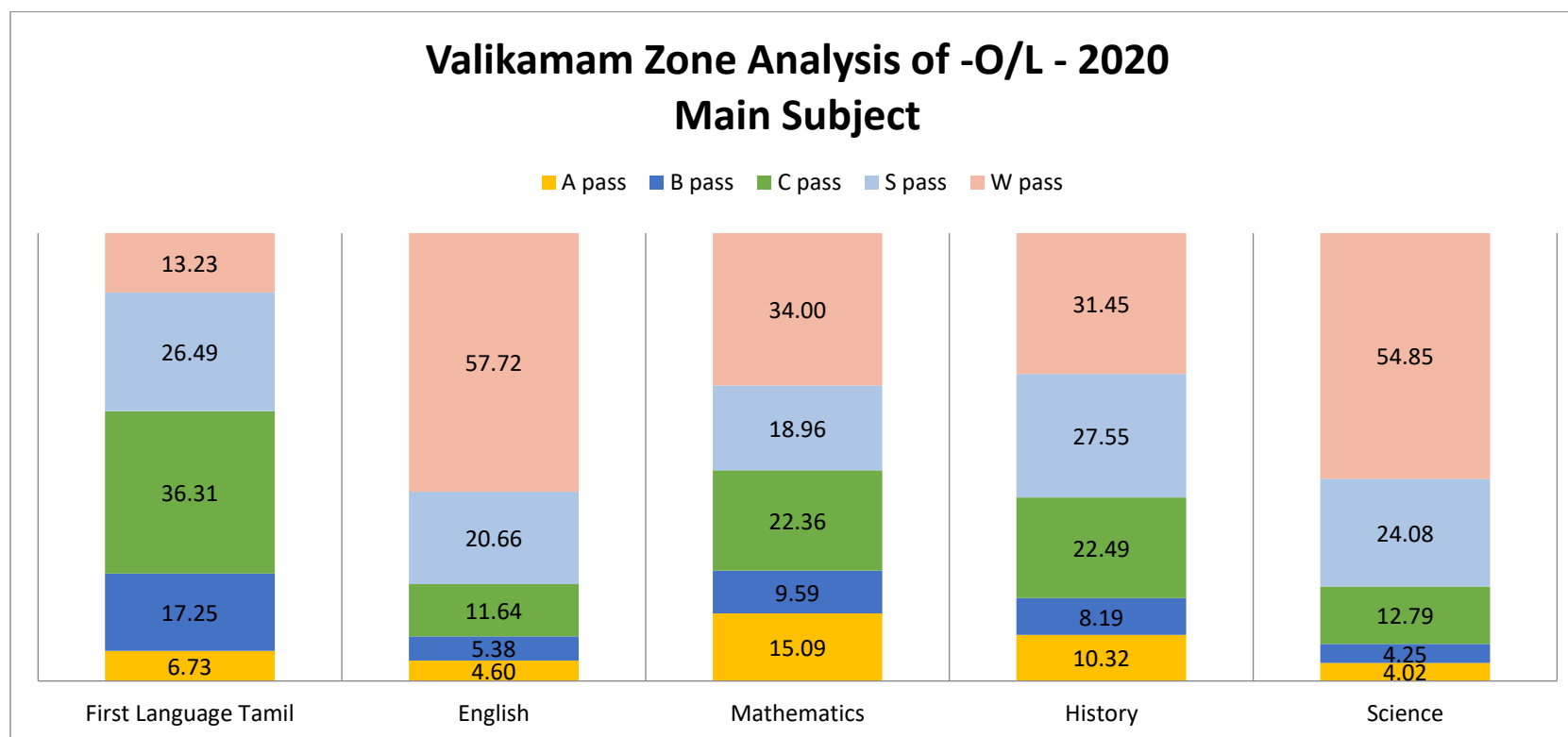


Vadamarachchi Zone Growth Percentage



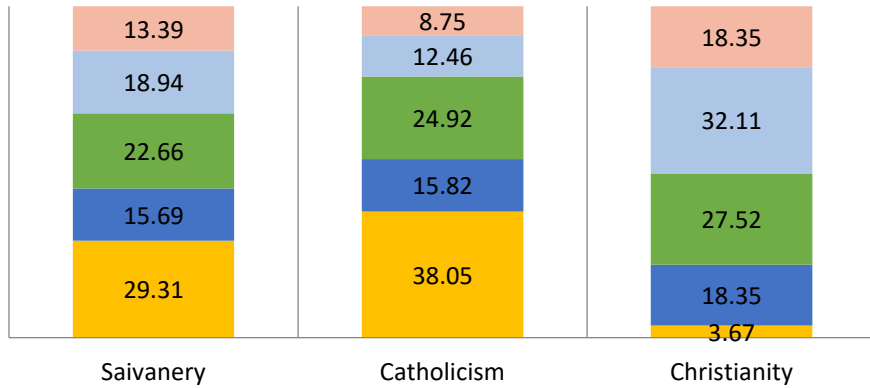
Valikamam Zone

Results Analysis of G.C.E.O/L – 2019



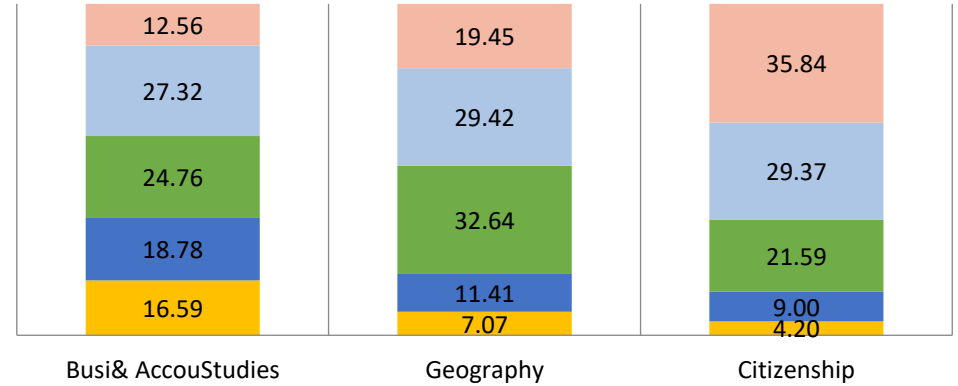
**Valikamam Zone Analysis of -O/L - 2020
Religion**

■ A pass ■ B pass ■ C pass ■ S pass ■ W pass



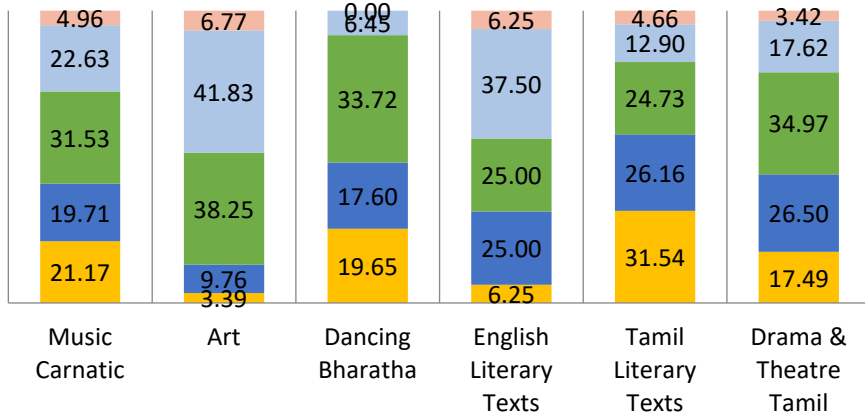
**Valikamam Zone Analysis of -O/L - 2020
Group 1**

■ A pass ■ B pass ■ C pass ■ S pass ■ W pass



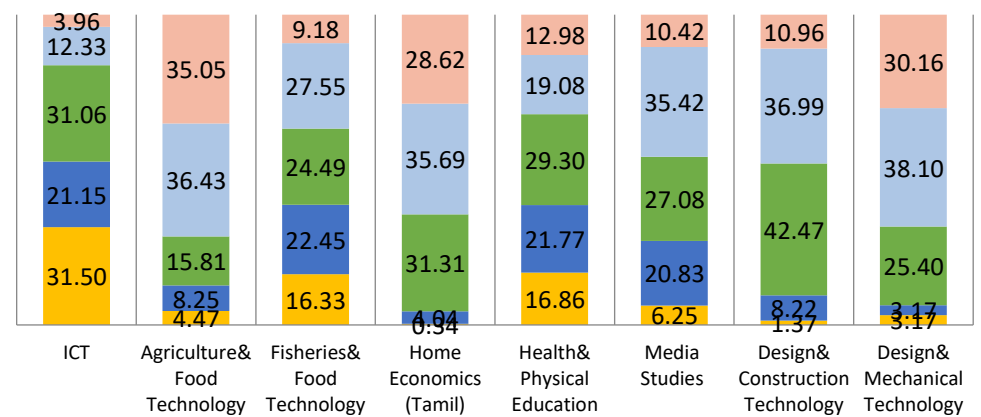
**Valikamam Zone Analysis of -O/L - 2020
Group 2**

■ A pass ■ B pass ■ C pass ■ S pass ■ W pass

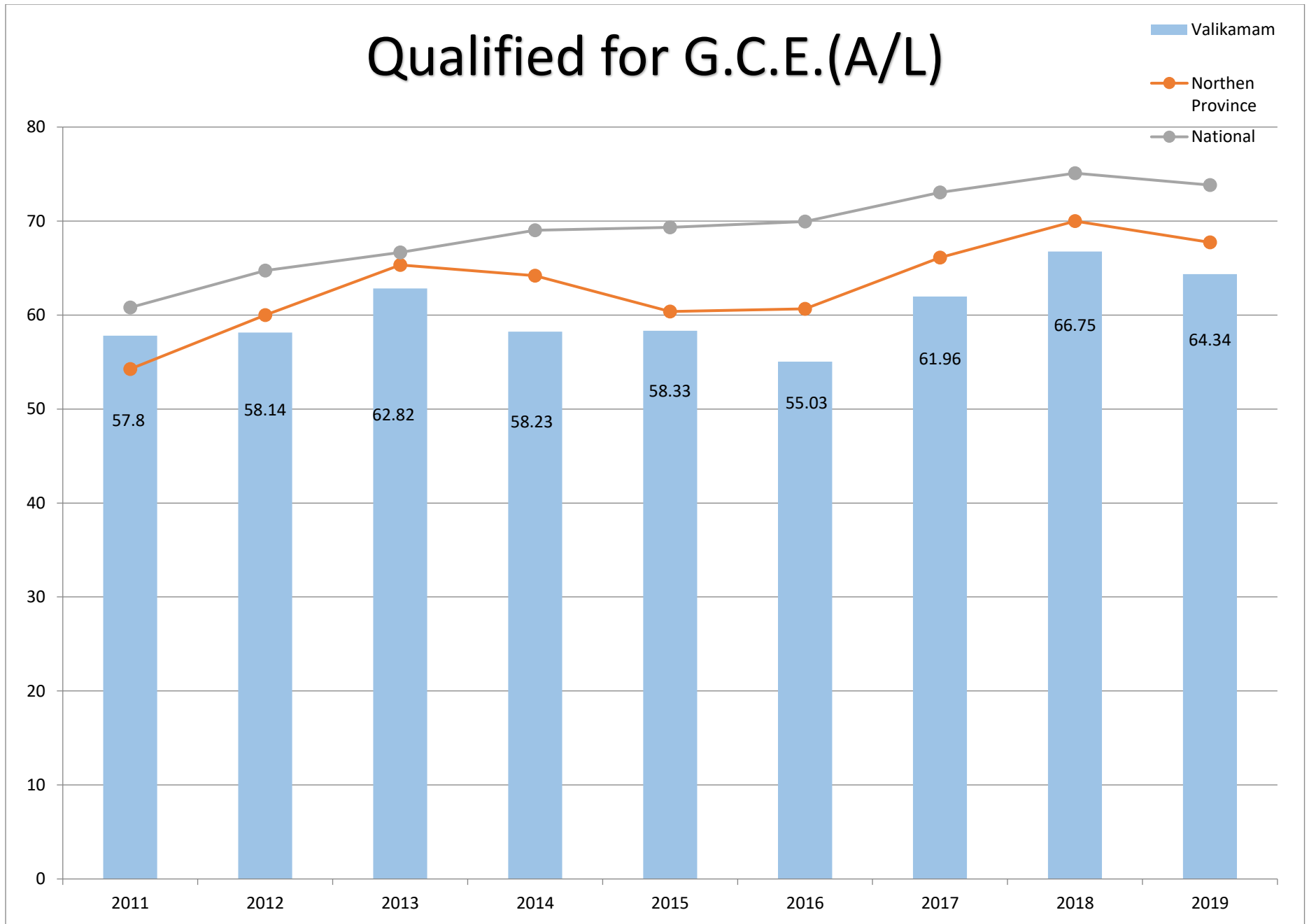


**Valikamam Zone Analysis of -O/L - 2020
Group 3**

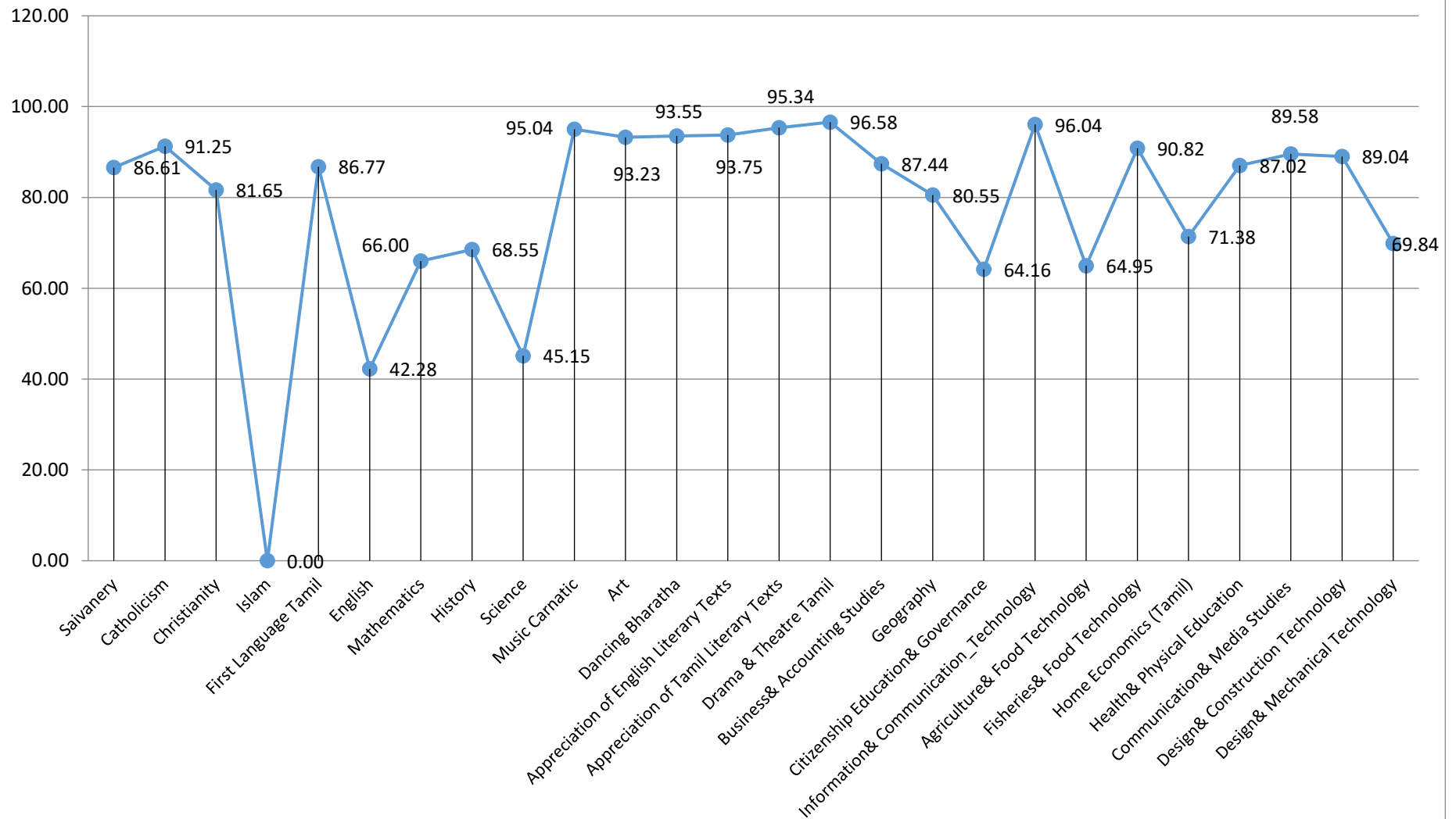
■ A pass ■ B pass ■ C pass ■ S pass ■ W pass



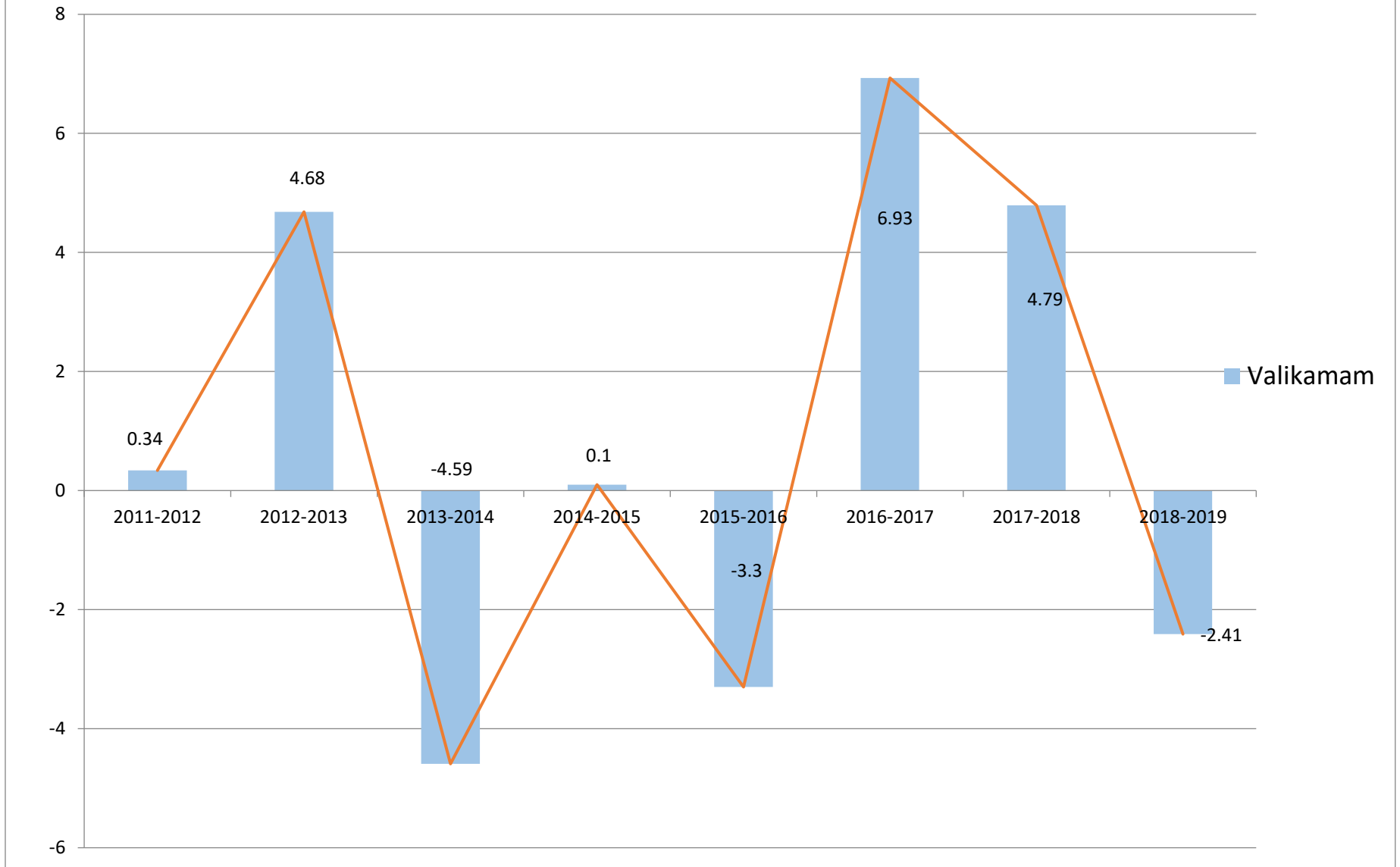
Qualified for G.C.E.(A/L)



Subjects & Percenage - 2019 O/L

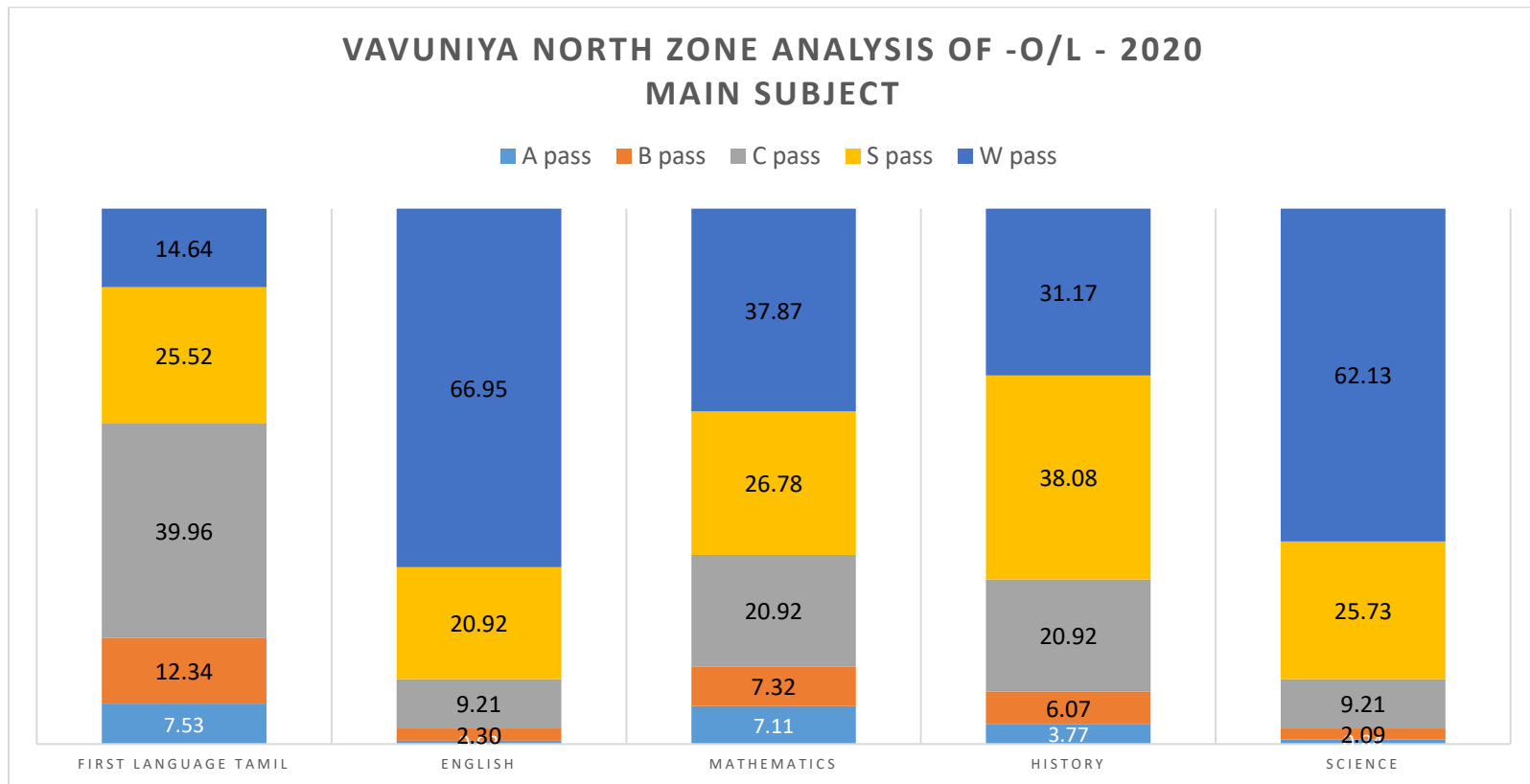


Valikamam Zone Growth Percentage



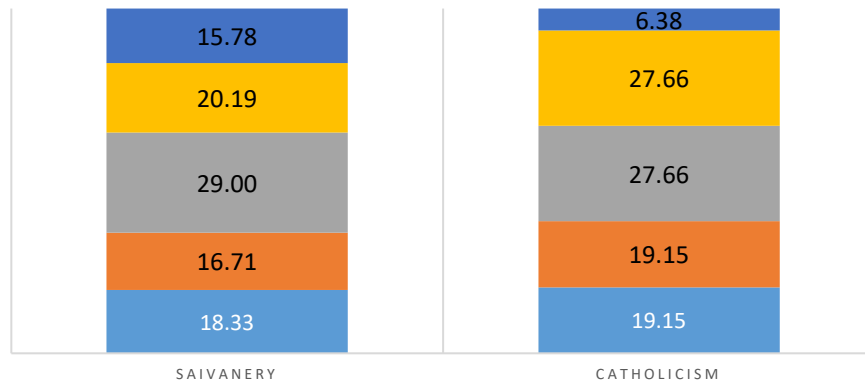
Vavuniya North Zone

Results Analysis of G.C.E.O/L – 2019



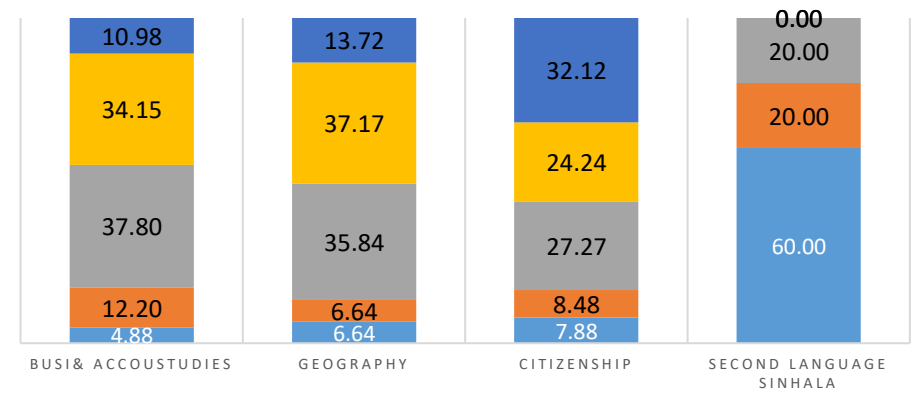
VAVUNIYA NORTH ZONE ANALYSIS OF -O/L - 2020 RELIGION

■ A pass ■ B pass ■ C pass ■ S pass ■ W pass



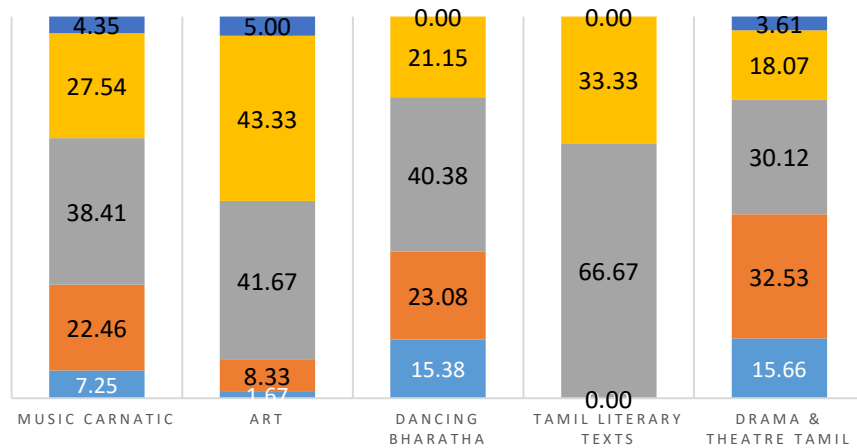
VAVUNIYA NORTH ZONE ANALYSIS OF -O/L - 2020 GROUP 1

■ A pass ■ B pass ■ C pass ■ S pass ■ W pass



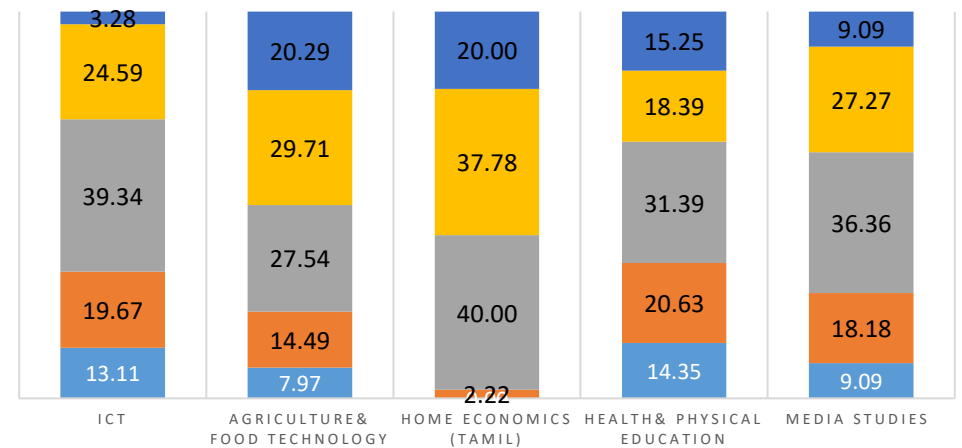
VAVUNIYA NORTH ZONE ANALYSIS OF -O/L - 2020 GROUP 2

■ A pass ■ B pass ■ C pass ■ S pass ■ W pass

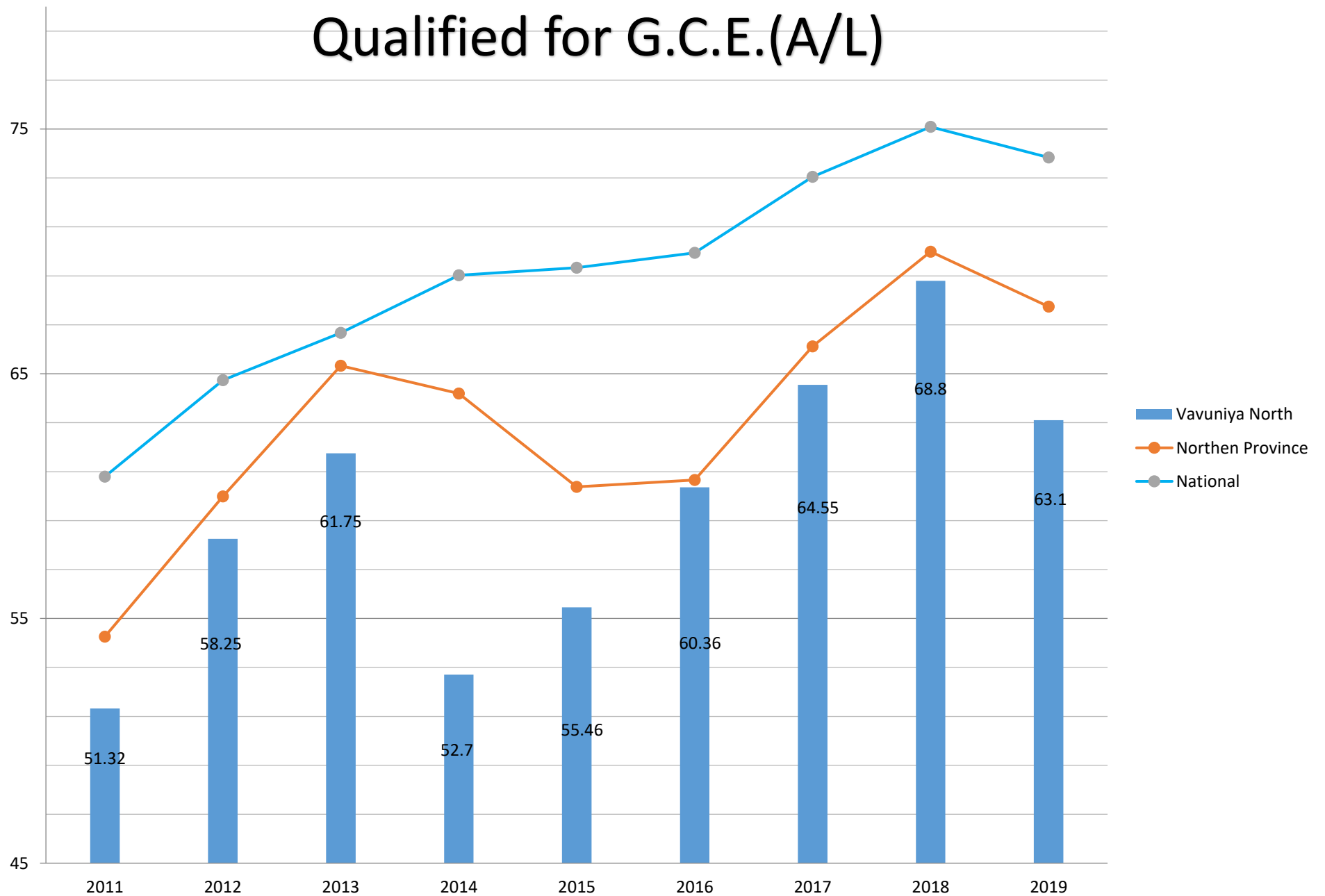


VAVUNIYA NORTH ZONE ANALYSIS OF -O/L - 2020 GROUP 3

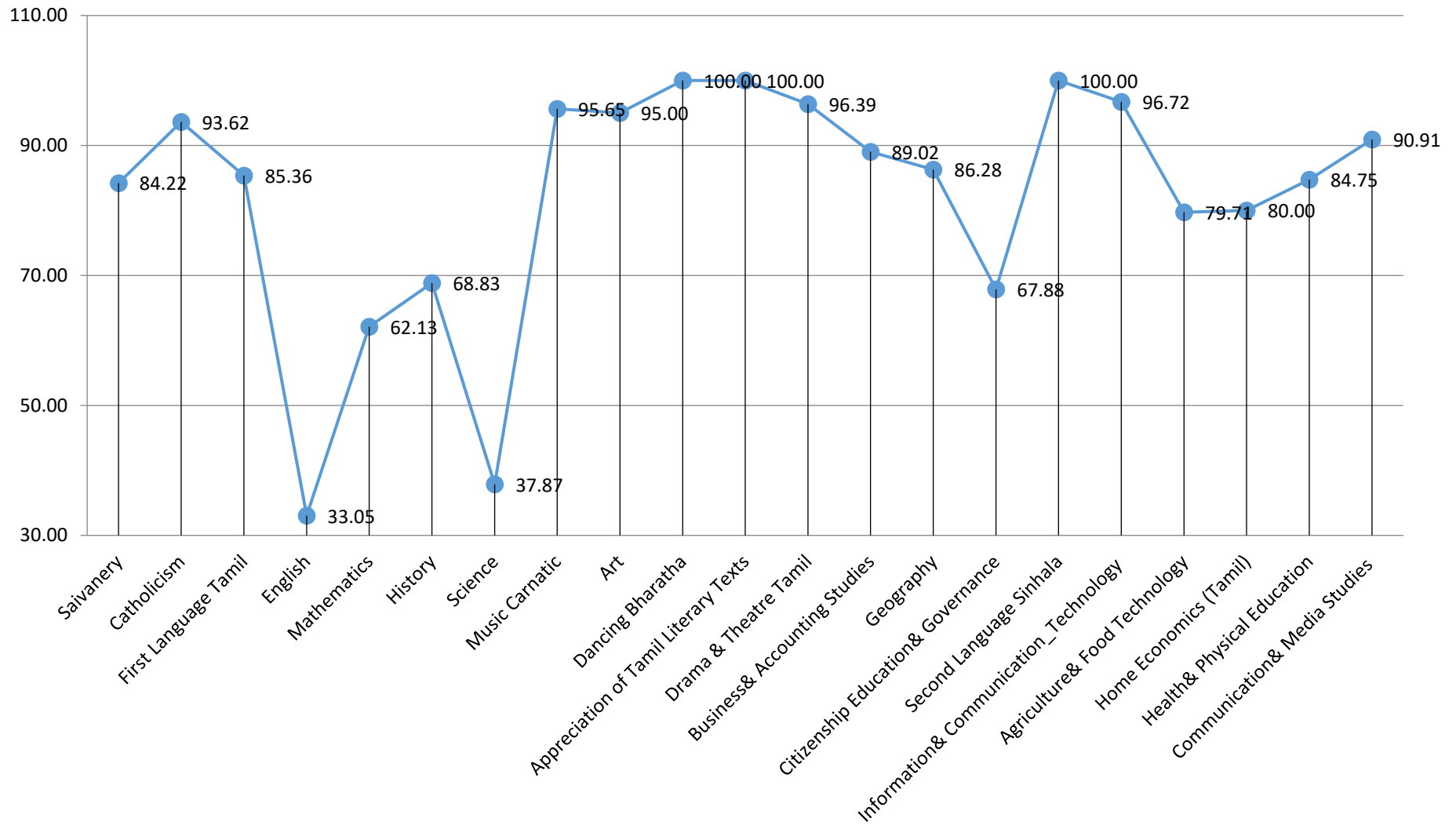
■ A pass ■ B pass ■ C pass ■ S pass ■ W pass



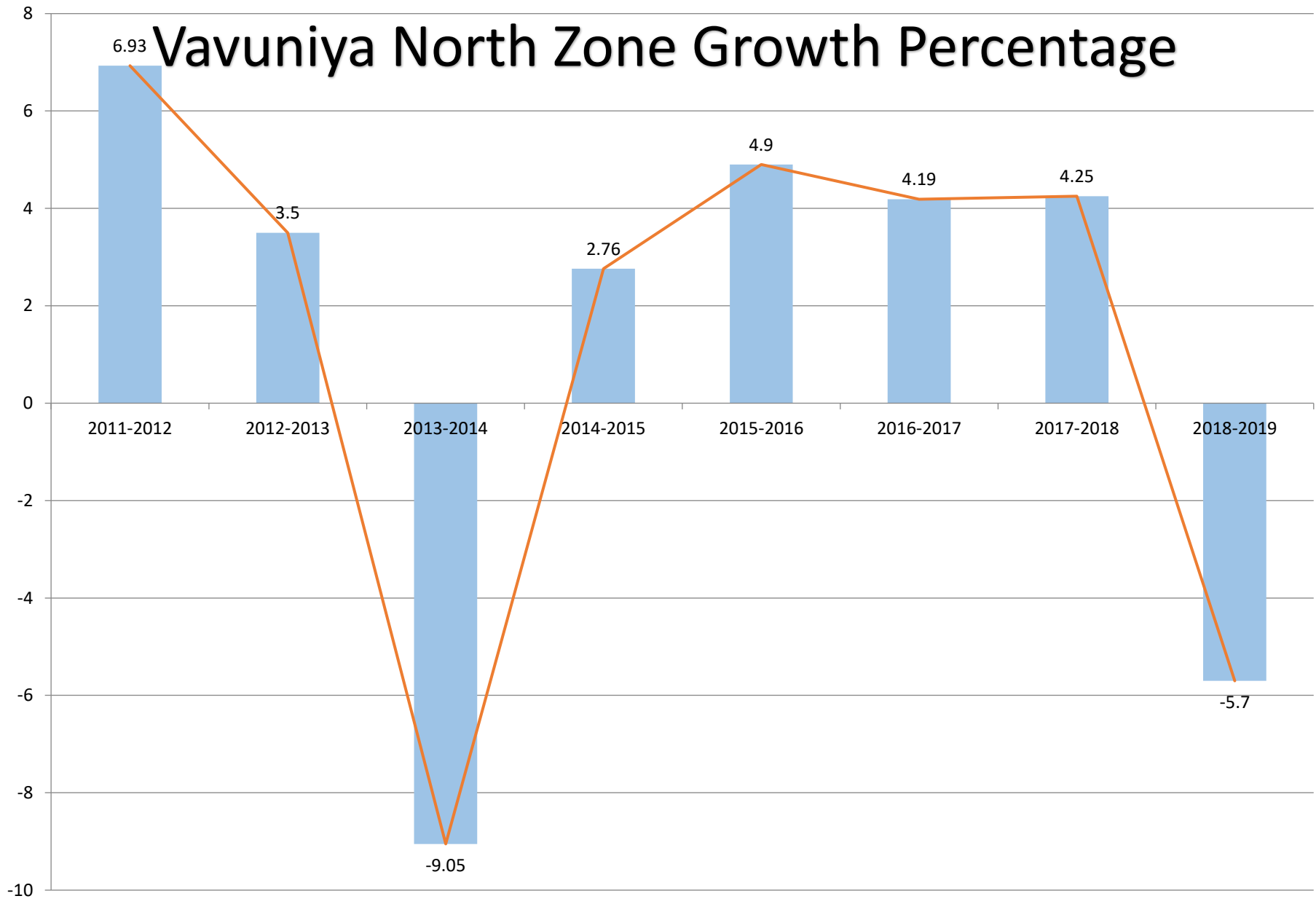
Qualified for G.C.E.(A/L)



Subjects & Percentage - 2019 O/L

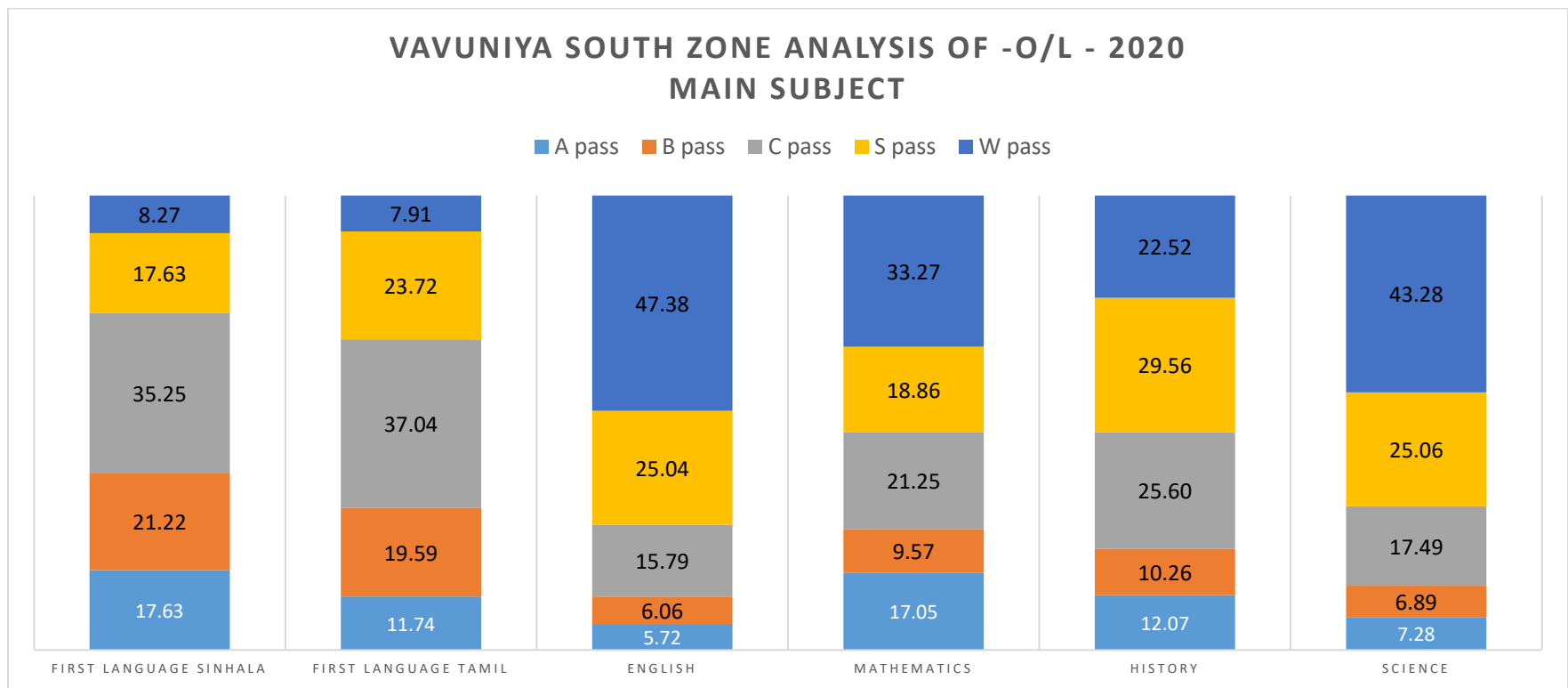


Vavuniya North Zone Growth Percentage

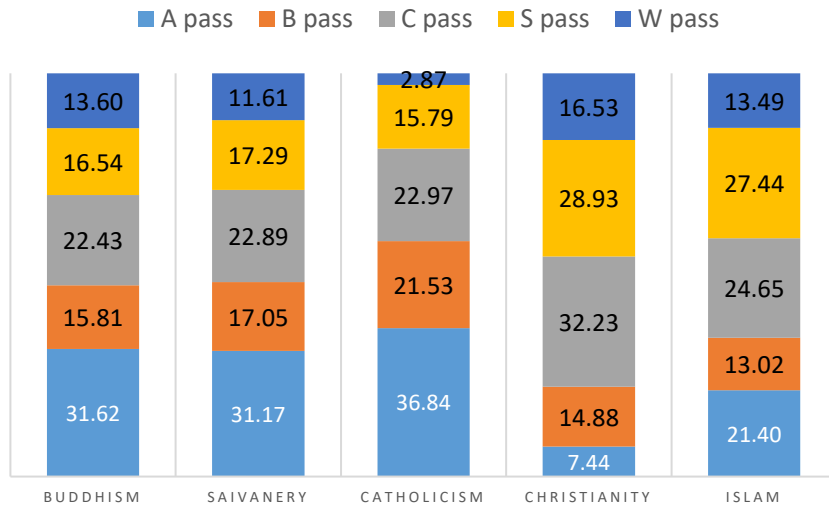


Vavuniya South Zone

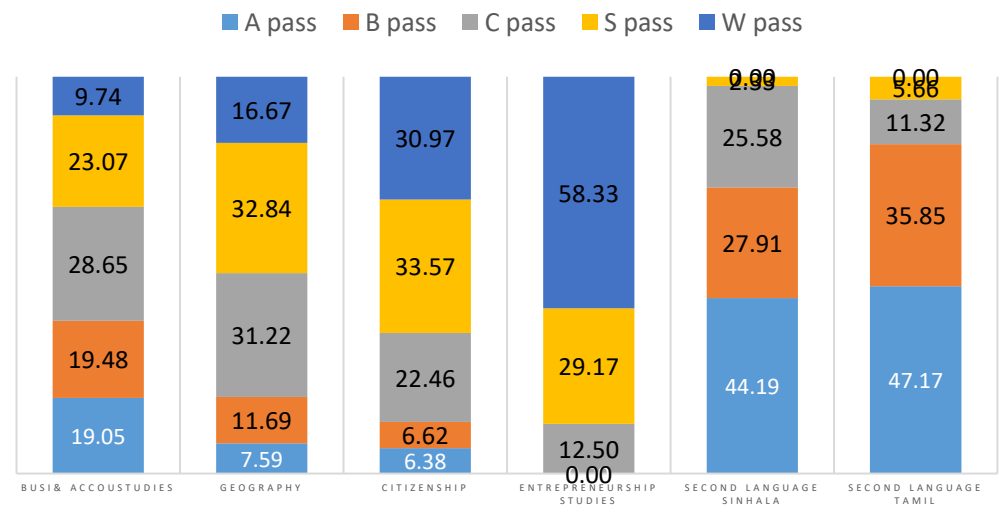
Results Analysis of G.C.E.O/L – 2019



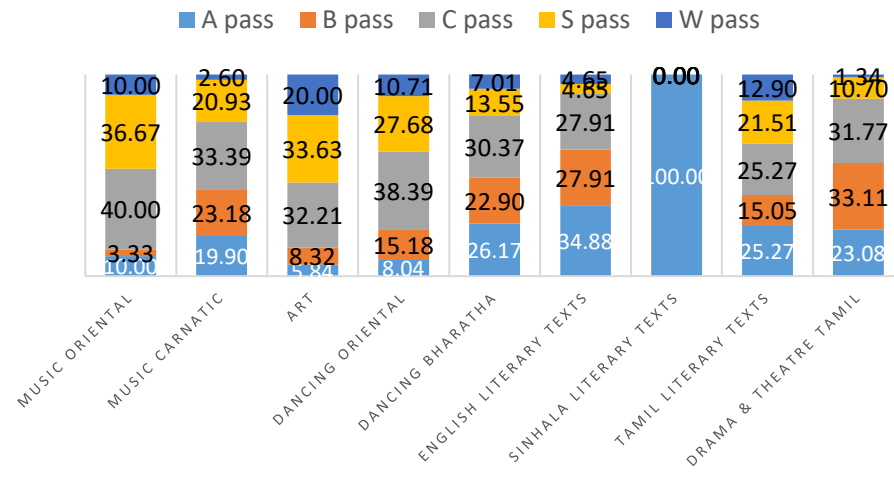
VAVUNIYA SOUTH ZONE ANALYSIS OF -O/L - 2020
RELIGION



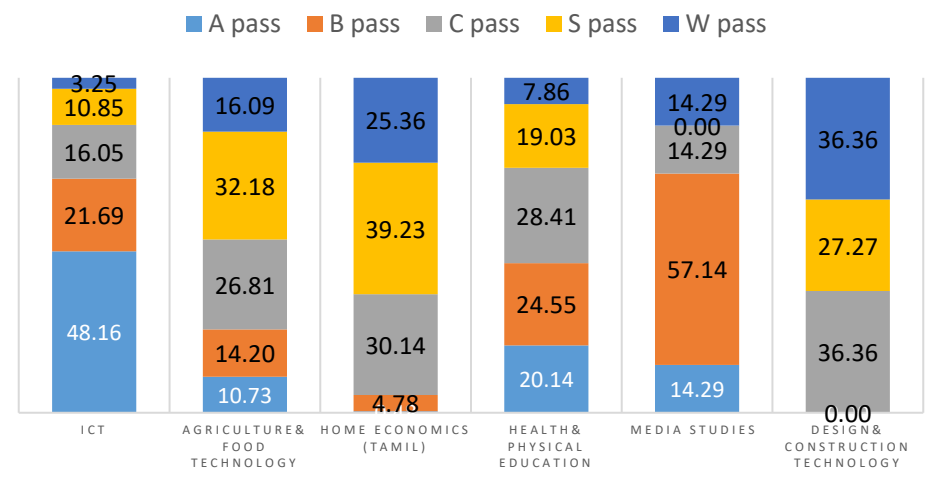
VAVUNIYA SOUTH ZONE ANALYSIS OF -O/L - 2020
GROUP 1



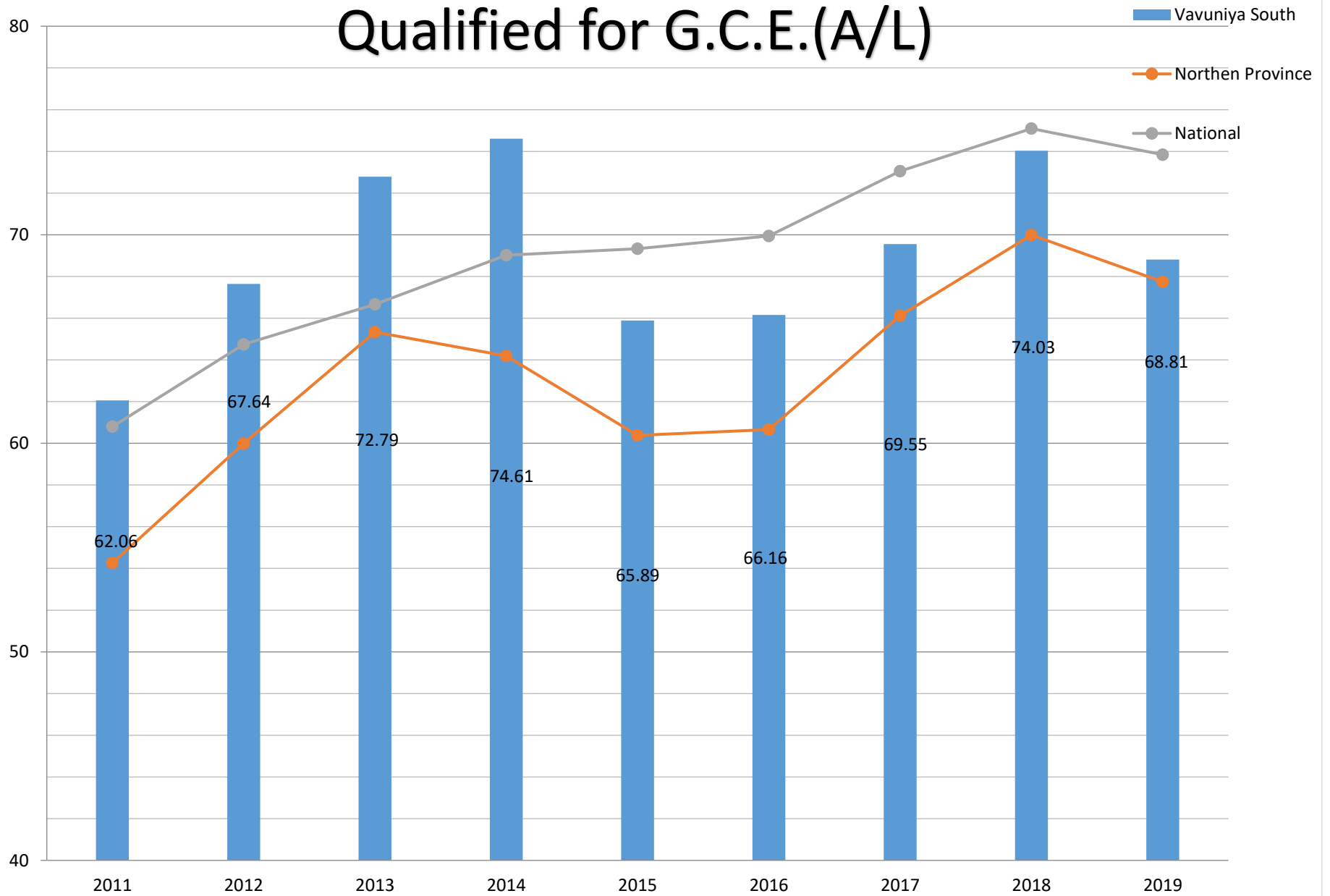
VAVUNIYA SOUTH ZONE ANALYSIS OF -O/L - 2020
GROUP 2



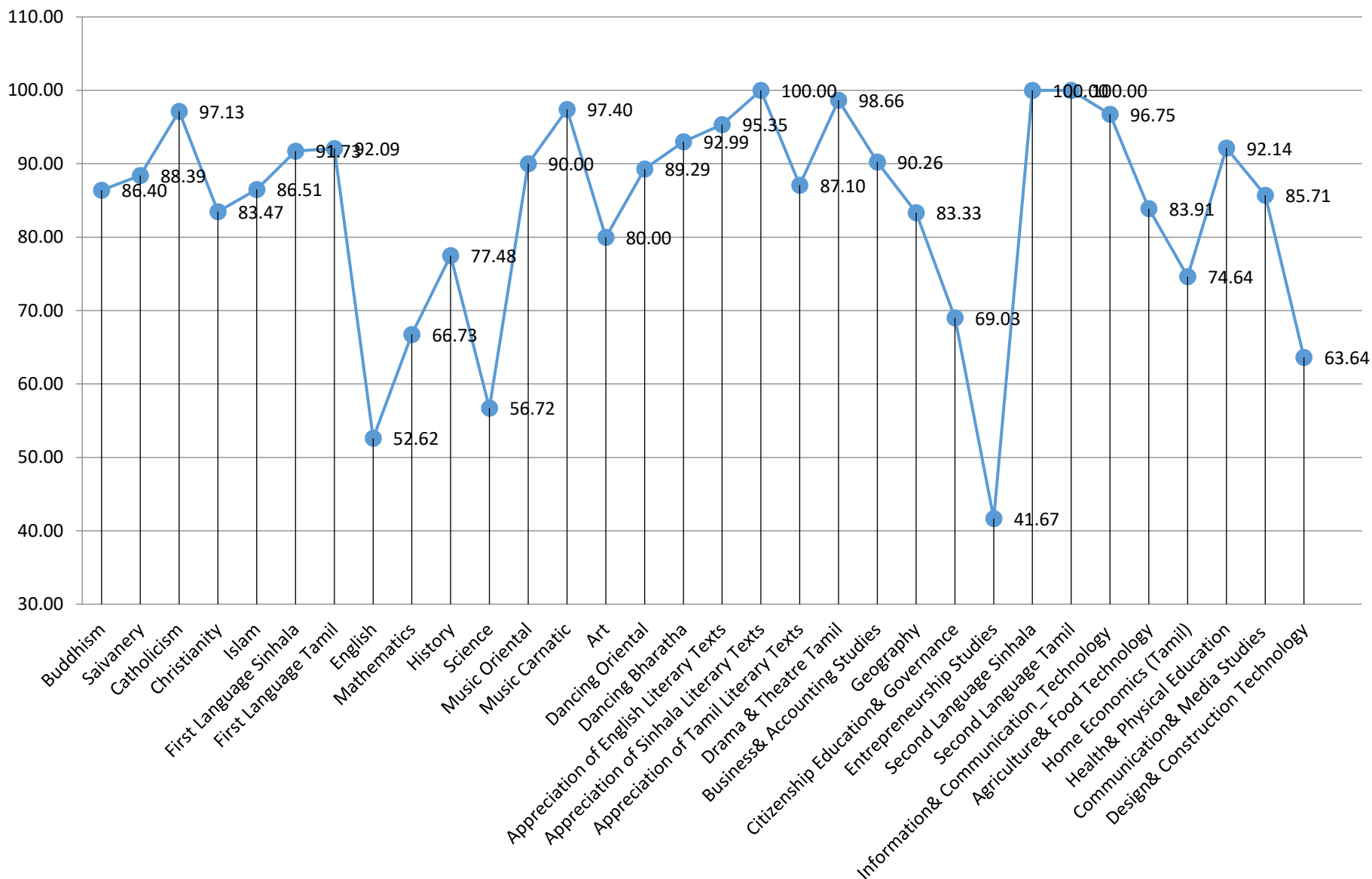
VAVUNIYA SOUTH ZONE ANALYSIS OF -O/L - 2020
GROUP 3



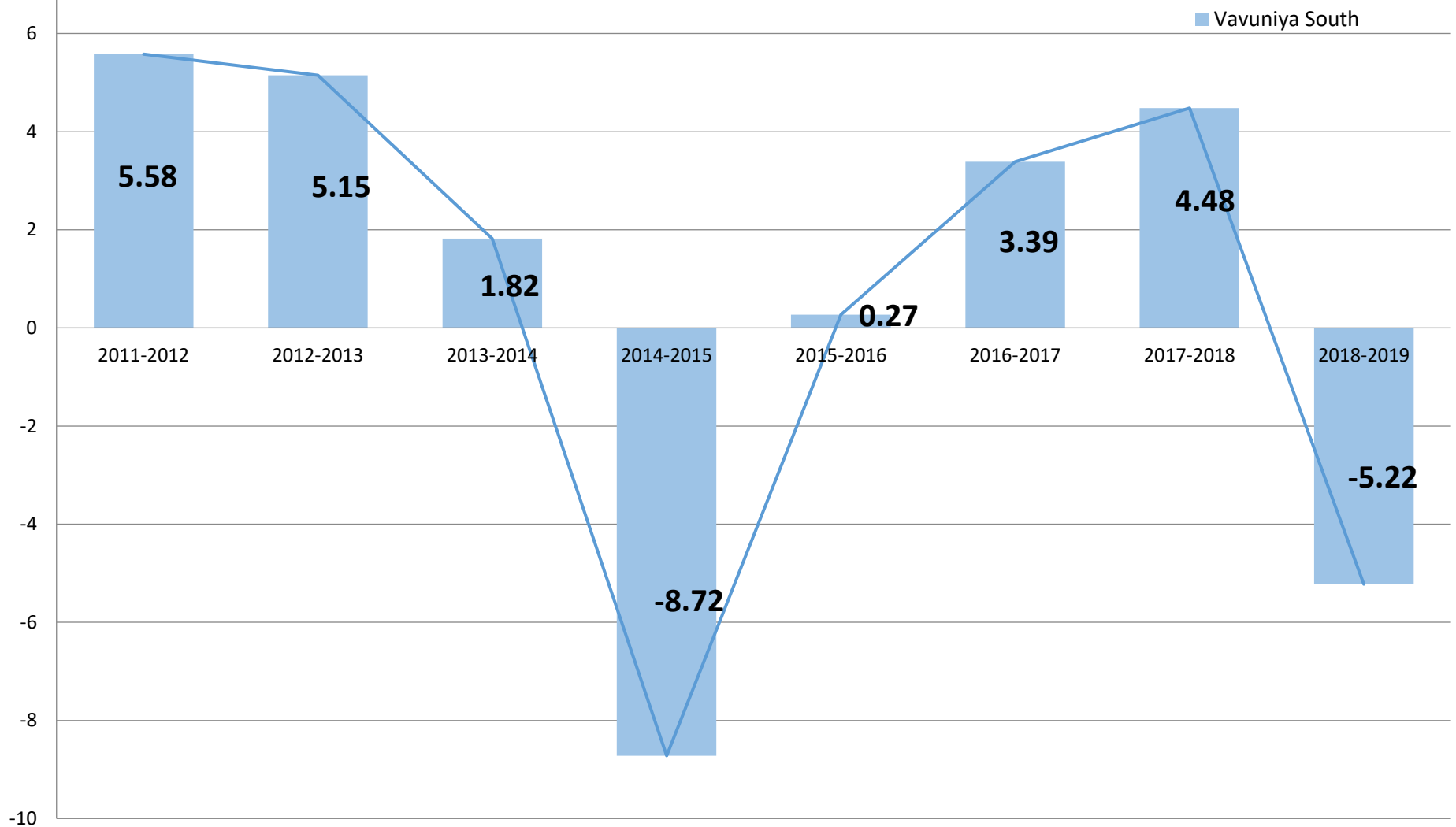
Qualified for G.C.E.(A/L)



Subjects & Percentage - 2019 O/L



Vavuniya South Zone Growth Percentage



Analysis Done By:

- 1. T.Ayavan**
Assistant Director of Education - EMIS
- 2. Miss.G.Dusheepa**
Management Service Officer – EMIS
- 3. Mr.G.Suhanthan**
Teacher – J/Punguduthivu M.V.

For Clarification
0212242810
emisnp@gmail.com
www.edudept.np.gov.lk