

*[Continued..]*

## **Massive Development in North to establish Sustainable Peace**

**News Desk – Media Unit – Office of Governor ( Northern Province )**

1<sup>st</sup> March 2012

*With the end of hostilities, the social welfare became one of the essential service in the country. Rehabilitation, Reconstruction, Buildings and Social Welfare are the most wanting services in northern province. More than ten thousand former L T T E cadres were rehabilitated and integrated to the societies. This has been a significant feature for uplifting the living standards and infrastructure facilities.*

*This is another justification of massive development of Northern Province*

## **Social Welfare**

### **Background of the Sector**

The Department of Social Welfare, Northern Province was established in 01.01.2007 under the Ministry of Rehabilitation, Reconstruction, Buildings and Social Welfare. From 01.01.2008 it was shifted to the Ministry of Local Government, Industries, Co-operative Development, Rural Development and Social welfare. The Department of Social Welfare, NP under Provincial Council, covered the developed functions of Social Services and Probation and Child Care Services till 31.05.2009. Since 01.06.2009 Department of Social Services started to function separately.

Services provided through the Social Services sector have become a necessary condition in the life of most Northern Province people. Social Services mainly deal with the vulnerable people such as elders, persons with disabilities, widows and low income people. To fulfill the need of these vulnerable this sector has a vision to create a well secured environment for weaker section of the community. To achieve this vision we have a mission to provide assistance to satisfy the immediate and long term need of the disadvantage and the needy members of the community in order to make them partners in national development. The following objectives are defined to support the vision and mission.

#### **Objectives of the Sector**

- \* Improving the livelihood of the poor
- \* To assist the Physically, Mentally, Handicapped and Affected Personnel
- \* Care & Maintenance of Elders

State Home for Elders in Kaithady and 05 Elders Home, 06 Disable Homes which are maintained by voluntary organizations are coming under the purview of Provincial Social Services Department, Northern Province. Dept. of Social Services handling the matters regarding PAMA allowance, providing self-employment grants, distribute support equipment to disable, assisting the people suffering from contagiousness diseases and compensation from disaster damages.

Due to the prevailing war and after the war situation in the Northern Province many people are living under the poverty line. These people get the benefit of the services provided by the Department of Social Services. Most of the people are fully depend on the services delivered by the department.

### **Department provides following type of assistance**

01

- i) Public assistance monthly allowance (PAMA) payment.
- ii) Rehabilitation of families under poverty line.(Self Employment)
- iii) Sick persons allowance.
- iv) Support and Rehabilitation of the disables
  - a) Providing equipments
  - b) Providing grant to start Self employment
- v) Care for elders and destitute
- v) Relief to people affected by natural disaster.
- vi) Assistance crop damaged by wild animals(casual relief payment)

In 2009 department received 85.133 Mn under the PSDG, 1.55 mn under the CBG & 131.273 mn under the recurrent funds. There are state elders home & voluntary elder's homes constructed & reconstructed. Social care centers established. Vulnerable people received self employment grant.

In 2010 received 71.20 under the PSDG, 1.55 under the CBG, 150.118 mn under the recurrent fund and 6.5 mn allocated by ministry for the housing programme. Mid of this year department received 25.099 mn by Unicef to fulfill vulnerable people's essential needs. Such as toilet construction, providing grant for self employment modification of disable equipments.

In 2011 received 14.712 Mn under the PSDG, 1.211 under the CBG, 202.877 mn under the recurrent fund. In this year department received 25.965 mn by Unicef to fulfill vulnerable people's essential needs. Such as toilet construction, providing grant for self employment grant and modification of disable equipments.. This funds very useful for vulnerable people to uplift their life.

02

## Achievements / Performance from 2009 to 2011

### 01. a. Public assistance for monthly Allowance and Sick person allowance

Poor people/families with no means of earning livelihood are paid a monthly allowance as follows;

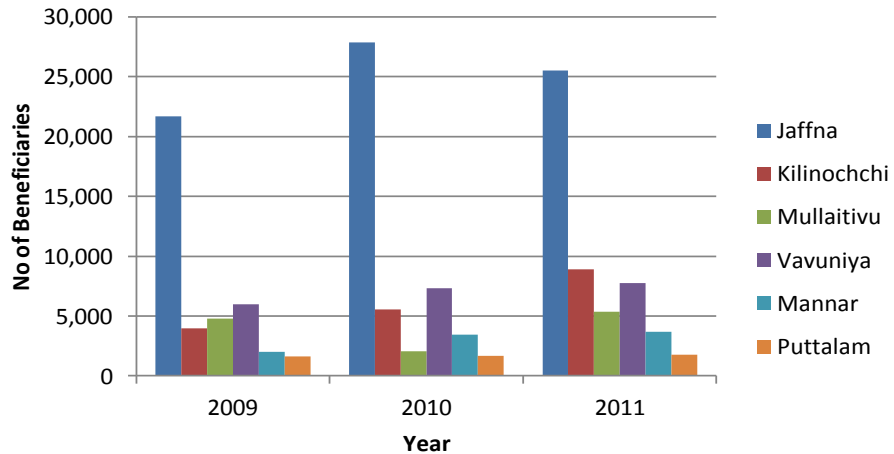
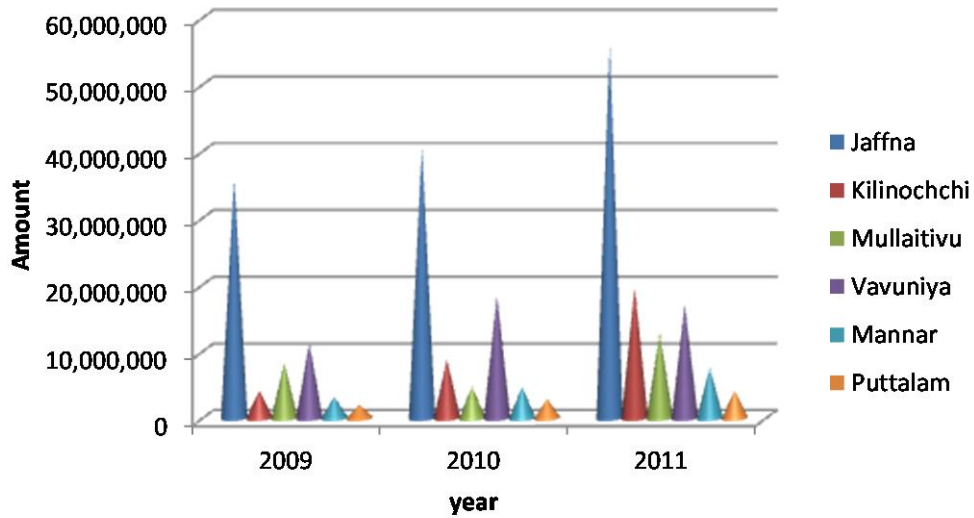
Beneficiaries	Amount
Chief occupant	250/=
One dependent	300/=
Two dependent	350/=
Three dependent	400/=
Four dependent	450/=
Five dependent & above	500/=

As a result of the incessant war and after the war that had been going on in the Northern Province the poverty level has continued to rise with more people falling below the poverty line margin. This has led to the majority of the populace seeking assistance from the department.

Due to the limited resources especially after the war, which left thousands of already financially vulnerable people in more desperate situation leading to an overwhelming increase of people in need of support such that the department was not able to meet the needs of requests. However nearly 50,000 recipients annually benefited from this allowance with over Rs **86 Mn** being spent according to the reports received from the DS offices all over the province. Beneficiaries and expenditure details as follows,

District	2009	2010	2011
----------	------	------	------

	No of Beneficiaries	Amount	No of Beneficiaries	Amount	No of Beneficiaries	Amount
Jaffna	21,659	35,872,170	27,839	40,495,540	25,530	55,879,240
Kilinochchi	3,961	4,100,310	5,570	8,770,770	8,879	19,543,649
Mullaitivu	4,786	8,236,550	2,035	4,749,610	5,359	12,672,110
Vavuniya	5,985	11,248,910	7,308	18,308,870	7,763	16,938,188
Mannar	2,025	3,185,350	3,460	4,669,650	3,680	7,531,620
Puttalam	1,621	2,031,140	1,652	2,874,180	1,764	4,211,360
<b>Total</b>	<b>40,037</b>	<b>64,674,430</b>	<b>47,864</b>	<b>79,868,620</b>	<b>57,058</b>	<b>116,776,347</b>

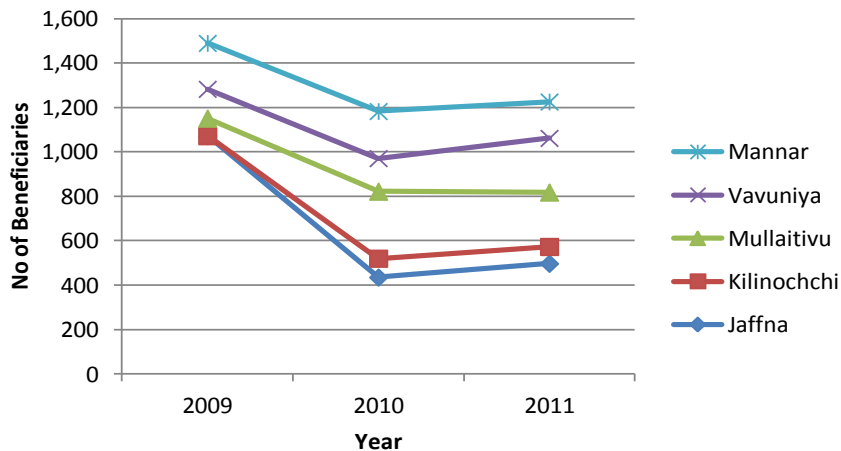
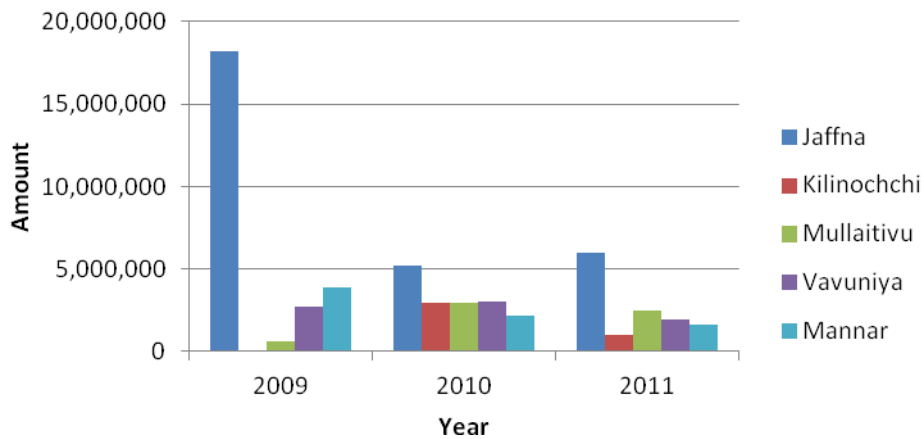


## 02. Self Employment grant for women headed families, disable persons

Poor families with ability to do a particular business but could not due to lack of resources were assisted to start income generating projects. They received financial assistance of up to a maximum value of **Rs 15,000** per family. Most families doing a variety of businesses such as poultry keeping, cattle farming sewing and cottage industries among other businesses from the grant.

District	2009		2010		2011	
	No of Beneficiaries	Amount	No of Beneficiaries	Amount	No of Beneficiaries	Amount
Jaffna	1,072	18,180,000	435	5,210,000	497	6,022,000
Kilinochchi	-	-	85	2,955,000	76	975,000
Mullaitivu	79	592,500	302	2,917,000	245	2,467,500
Vavuniya	132	2,715,000	149	2,987,500	244	1,920,000
Mannar	207	3,917,500	212	2,145,000	164	1,612,500
<b>Total</b>	<b>1,490</b>	<b>25,405,000</b>	<b>1,183</b>	<b>16,214,500</b>	<b>1,226</b>	<b>12,997,000</b>

Self Employment grant for women headed families, disable persons



### **Distribution of sewing machine**

Ministry of Local Government and Social Services allocated 4.36 Mn to this department to implement a providing sewing machines programme for women headed families in Northern Province to uplift their livelihood. 34 beneficiaries from Mannar district, 52 beneficiaries from Jaffna district, 70 beneficiaries from Kilinochchi district, 50 beneficiaries from Mullaithivu district and 30 beneficiaries from Vavuniya district were selected and assisted under this programme.

District	2009		2010		2011	
	No of Beneficiaries	Amount	No of Beneficiaries	Amount	No of Beneficiaries	Amount
Jaffna	-	-	52	920,400	-	-
Kilinochchi	-	-	70	1,239,000	-	-
Mullaitivu	-	-	50	885,000	-	-
Vavuniya	-	-	30	531,000	-	-
Mannar	-	-	34	601,800	-	-
<b>Total</b>			<b>236</b>	<b>4,177,200</b>		



### 3. REHABILITATION OF THE DISABLED

Disabled rehabilitation support was given through,

- a) Providing equipments
- b) Providing training
- c) Supporting rehabilitation centres and homes for the disabled

#### 3.1 Providing equipments

Support equipment for the disabled such as spectacles, wheelchairs, tricycles, hearing aids, crutches artificial limbs, and white canes were provided based on their requirements. The support equipment provided are shown in the table below,

District	2009	2010	2011
	No of Beneficiaries / No of equipments	No of Beneficiaries/ No of equipments	No of Beneficiaries / No of equipments
Jaffna	376	465	132
Kilinochchi	59	25	12
Mullaitivu	37	37	6
Vavuniya	1,123	76	28
Mannar	05	07	19



### 3.2 Providing training for disable persons

- I. A special computer training programme was conducted in Jaffna district for visually handicapped persons by department. 10 visually handicapped persons were successfully completed this programme.



- II. A electrical equipments repair programme was conducted also at Uduvil in Jaffna district. 27 differently able people were participated in this programme. Sign language expert is assisted them to conduct this programme successfully.



### 3.3 SUPPORTING REHABILITATION CENTRES AND HOMES FOR THE DISABLED

Most of the families do not have adequate facilities to bring up their disabled children due to poverty. As such the responsibility has been delegated to the Government and the NGOs to take care and support the disabled. However there are no state rehabilitation facilities for the disabled in the NP though there are some, which are run by the voluntary organizations. These homes are run with the supervision of the Social Service Officers on whose recommendation maintenance as well as an Ad. Hoc grant is provided. The maintenance grant is paid at the rate of **Rs.500/-** per person on a monthly basis. Ad hoc grant is given for equipping and maintaining facilities with the homes receiving a maximum of **Rs. 115,000/-** per year.

District	2009		2010		2011	
	Adhoc Grant	Maintenance grant	Adhoc Grant	Maintenance grant	Adhoc Grant	Maintenance grant
Jaffna	80,000.00	1,066,500.00	40,000	1,700,000.00	1,445,000	101,500.00
Kilinochchi						
Mullaitivu						
Vavuniya						
Mannar		260,000.00		200,000.00		300,000.00

#### Maintenance of State Elders home

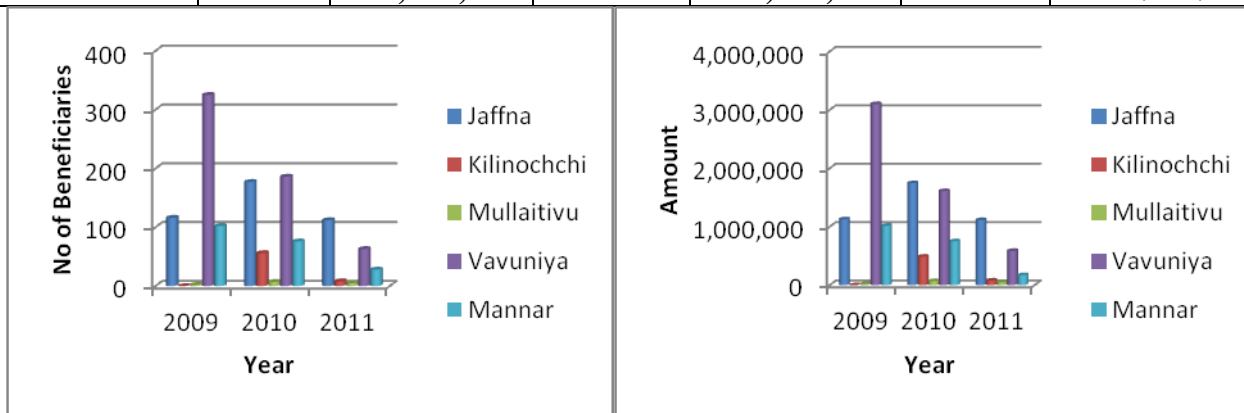
State Home for Elders is the government owned institution where the abandoned elders are cared and maintained. Though there are other elders' homes in the Northern Province very poor elders come to this home as it provides its services totally free. At present 185 elders are in this home.

Expenditure of Maintenance of State Elders home at Kaithady	2009	2010	2011
	9,555,749	8,714,683	10,221,116

#### 04. Casual Relief for Natural Disaster

In order to alleviate the suffering of most poor people and families after natural calamities such as fire, wild animals, cyclones or the tsunami that hit most of the coastal parts of the island, they are given financial/material assistance to repair their damaged houses and utensils to the maximum of **Rs. 20,000**.

District	2009		2010		2011	
	No of Beneficiaries	Amount	No of Beneficiaries	Amount	No of Beneficiaries	Amount
Jaffna	116	1,128,000	177	1,747,000	112	1,115,000
Kilinochchi	-	-	56	488,100	8	80,000
Mullaitivu	2	20,000	7	70,000	5	50,000
Vavuniya	325	3,101,000	186	1,612,000	63	587,500
Mannar	102	1,015,000	76	751,500	28	172,500
<b>Total</b>	<b>545</b>	<b>5,264,000</b>	<b>502</b>	<b>4,668,600</b>	<b>216</b>	<b>2,005,000</b>



#### 05. Construction work of Toilet

Nearly 50% widows and disable persons are living under the poverty line. They don't have any capital. They lives any proper basic facilities of life specially toilets. So need to be improved the hygienic condition of the widows and disabled persons. So dept decided to assist toilet construction.

District	2009		2010		2011	
	No of Beneficiaries	Amount	No of Beneficiaries	Amount	No of Beneficiaries	Amount
Jaffna	-	-	75	7,196,513	-	-
Kilinochchi	-	-	25	1,921,792	-	-
Mullaitivu	-	-	19	1,897,536	-	-
Vavuniya	-	-	-	-	15	1,437,830.00
Mannar	-	-	1	99,048	25	2,482,016.00



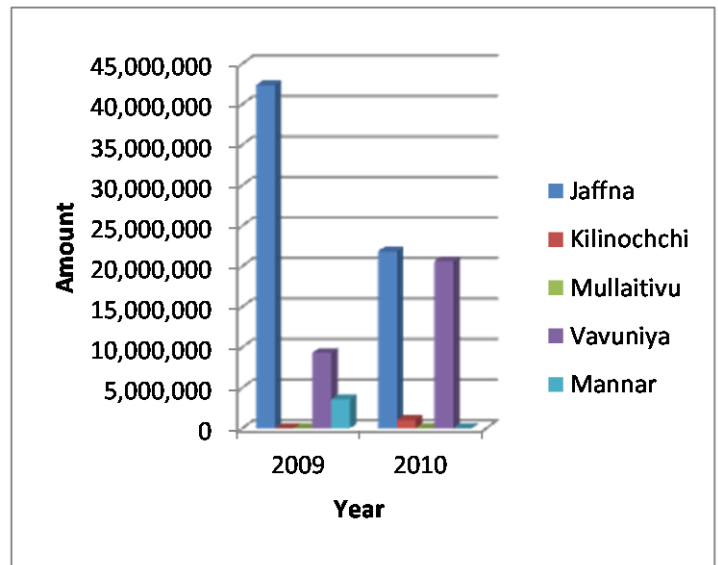
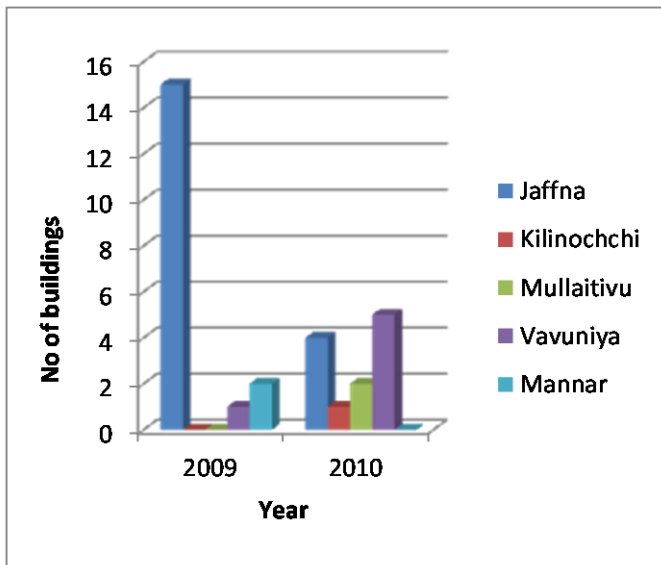
### 06. Construction work for State elders home, other voluntary homes

Being the role of the department to take care of the elders, it has set an Elder's Home in Kaithady, in Jaffna District. At present the home accommodates **185** elders.

After the war situation in the NP many families have been rendered homeless and therefore they are living in temporary houses. As a result, elderly people seeking admission has increased in the few existing elder's homes.

As a result there is need to put up more facilities for the elderly in every district as well as day care centres in every division in order to meet with the demands of the affected target group. The department has been appealing to the voluntary organizations that can afford to set more elder's homes in order to cater for the large numbers that need the services of the homes.

District	2009		2010		2011	
	No of buildings Repaired	Amount	No of buildings	Amount	No of buildings	Amount
Jaffna	15	42,385,000	4	21,850,000	3	7,788,532
Kilinochchi	-	-	1	1,082,000		
Mullaitivu	-	-	2	2,297,882		
Vavuniya	1	9,321,000	5	20,650,000		
Mannar	2	3,611,000	-	-		



## 07. CELEBRATIONS

The department allocate fund to each divisional secretariat in order to organize the International Elder's Day and the Disabled Day celebrations in their respective divisions. Various competitions were organized for the school children with awards being presented at functions organized at various divisional secretariats. And also massive elders day week has been celebrated at state elders home at Kaithady with the collaboration of department of social services.



## **DONOR FUNDED PROJECT - UNICEF Project**

In 2010 the department started Livelihood and Disability support to vulnerable children/families project with Unicef partnership. And also this project is continued in 2011 and 2012.

### **The objectives of the project are as follows;**

- Vulnerable children and their families are supported to access social welfare benefits, promoting the reintegration of vulnerable children and strengthening the capacity of families to provide care and protection.
- “Children with disabilities are supported with new devices, modification and upgrading of assistive devices and advocacy rose for accessibility support.”

### **The project comprises the following components/Activities;**

#### **1. Disability Support**

i) **Data collection** - A divisional data base on disabled persons was established, through collection of data on disability. The data bank will provide information, vital for planning and delivering services to disabled persons.

#### **ii) Accessable facilities for disable’s home**

This activity is given to facilitate disable’s mobility in their places. Beneficiaries receive maximum Rs. 40,000.00 per family. Field reports says that beneficiaries are able to move independently or with less support-which allowed children and women to utilize that time for other activities

<b>District</b>	<b>2010</b>		<b>2011</b>	
	No of Beneficiaries	Expenditure	No of Beneficiaries	Expenditure
Jaffna	6	90,000.00	6	90,000.00
Kilinochchi	2	16,000.00	2	40,000.00
Mullaitivu	-	-	14	560,000.00
Vavuniya	8	120,000.00	4	160,000.00
Mannar	5	75,000.00	2	80,000.00
<b>Total</b>	<b>21</b>	<b>301,000</b>	<b>28</b>	<b>930,000.00</b>

**2. Vulnerable Children and their families are supported to start self employment activities.**

Cash grant is given for self employment activity. Beneficiaries receive Rs. 25,000 to 40,000 each for 250 vulnerable families

**Eligible families to get this support;**

- I. Families of orphaned children
- II. Children with poor women headed families
- III. Disability or severe illness of house holders
- IV. Families of neglected from basic needs
- V. Children who have been released from the armed groups
- VI. families who have more children

District	2010		2011	
	No of Beneficiaries	Expenditure	No of Beneficiaries	Expenditure
Jaffna	40	960,000.00	56	1,449,000.00
Kilinochchi	45	1,095,000.00	69	2,218,000.00
Mullaitivu	36	867,000.00	69	2,611,000.00
Vavuniya	36	900,000.00	22	714,000.00
Mannar	43	1,015,000.00	30	1,060,400.00
<b>Total</b>	<b>200</b>	<b>4,837,000.00</b>	<b>246</b>	<b>8,052,400.00</b>

Impact of the self employment grant are Children have access for 3 time meals, Parents reported that they have spent the income for dresses, medicine and stationeries and social Interaction of women especially widows increased as a result of engage in business, meeting people, self confident and etc. It has promoted social inclusion and provided identity for such women.



### 3. In-kind Support For Vulnerable Children Unicef founded Project

Under this activity, This support have been given to vulnerable families for their emergency needs (ex- food expenses, bicycle, school kits etc). They received up to RS. 6,000

District	2010		2011	
	No of Beneficiaries	Expenditure	No of Beneficiaries	Expenditure
Jaffna	47	282,000.00	-	-
Kilinochchi	65	344,000.00	-	-
Mullaitivu	42	252,000.00	-	-
Vavuniya	61	353,375.00	-	-
Mannar	48	268,625.00	-	-
<b>Total</b>	<b>263</b>	<b>1,500,000.00</b>	-	-

### 4. Medical Transport allowance

Provision of medical assistance depends on the need of the individual such as transport/physiotherapy, medical support for disease persons up to Rs. 1,500.00 per person to a time. We have been reported that it is a very useful and effective support. Given money has been utilized to “access to health facilities”.

District	2010		2011	
	No of Beneficiaries	Expenditure	No of Beneficiaries	Expenditure
Jaffna	42	63,000.00	24	49,000.00
Kilinochchi	67	95,000.00	50	97,500.00
Mullaitivu	39	57,500.00	20	31,500.00
Vavuniya	10	14,000.00	21	39,000.00
Mannar	36	54,000.00	37	55,500.00
<b>Total</b>	<b>194</b>	<b>283,500.00</b>	<b>152</b>	<b>272,500.00</b>

## 5. Operating Social Care Centre (SCC)

Constructions of 4 social care centers are built at Karachchi, Thunukkai, Poonakary and Manthai West. These buildings are constructed at a cost of 1.5 Mn per construction. By this project shows able to respond the need in shortest time when compare to earlier, Officials have better understanding on important of working in coordinated manner, Open and close cases are being properly monitored as a result of ledger, Quality of service delivery is also improved , Feel comfortable due to proper seating arrangement resulted good hospitality.



## 6. Capacity building for department all staff

65 officers from Social services received two trainings. The first training was on family assessment and livelihood assessment. Second level training was on livelihood approaches. The trainings were aimed at enhancing the capacity of the department to support vulnerable families.

