# Provincial Statistical Information - 2020

***Chief Secretary's Secretariat,***

***Northern Province.***

| | | |
|---|---|---|
| ***Tel*** | ***: -*** | ***021 223 0451*** |
| ***Fax*** | ***: -*** | ***021 223 0354*** |
| ***E-mail*** | ***: -*** | ***northplanningaip@gmail.com*** |
| ***Website*** | ***: -*** | ***www.np.gov.lk*** |
| | | |
|---|---|---|
| ***Publication*** | ***: -*** | ***Provincial Statistical information - 2020*** |
| ***Edition*** | ***: -*** | ***11th Publication*** |

# Contents


| | | Page No |
|---|---|---|
| | **Preface** | **I** |
| | **Over view of the Northern Province** | **II - IX** |
| | **Socio Economic Indicators of the Northern Province** | **X - XIII** |
| | **Map of the Northern Province** | **XIV** |
| | **List of Graphs** | **XV** |
| | **Abbreviation** | **XVI** |
| **1.** | **Land, Forest & Climate** | **01 - 07** |
| | **Land & Forest** | |
| | **1.1.** Land use pattern by District, NP - 2019 | |
| | **1.2.** Alienation under Land Development Ordinance | |
| | **1.3.** Disposition of lands under State Land Ordinance | |
| | **1.4.** Major Colonization Schemes (Provincial) | |
| | **1.5.** Major Colonization Schemes (Inter Provincial) | |
| | **1.6.** Middle Class Colonization Schemes | |
| | **1.7.** Preparation of Grant under Land Development Ordinance | |
| | **1.8.** Regularization of Encroachments (Taken place prior to 15.06.1995) | |
| | **Weather & Climate** | |
| | **1.9.** Monthly rain fall by District (In mm), NP - 2019 | |
| | **1.10.** Mean air temperature, NP - 2019 | |
| | **1.11.** Mean relative humidity, NP - 2019 | |
| **2.** | **Administration** | **08 - 40** |
| | **2.1.** Area, GN Divisions, Villages by DS Divisions, NP - 2019 | |
| | **2.2.** Local Authorities functioning by District, NP - 2019 | |
| | **2.3.** Detail of Local Authorities by location and District, NP - 2019 | |
| | **2.4.** Area, Services, Institution of Local Authorities, NP – 2019 | |
| | **2.4.1.** Jaffna District | |
| | **2.4.2.** Kilinochchi District | |
| | **2.4.3.** Mullaitivu District | |
| | **2.4.4.** Mannar District | |
| | **2.4.5.** Vavuniya District | |

**2.5.** Revenue of Local Authorities, NP – 2019

**2.5.1.** Jaffna District

**2.5.2.** Kilinochchi District

**2.5.3.** Mullaitivu District

**2.5.4.** Mannar District

**2.5.5.** Vavuniya District

**2.6.** Places of Worships by DS Division, NP - 2019

**2.7.** Details of Community Based Centers by DS Divisions, NP - 2019

**2.8.** Administrative structure of Local Government by DS Division, NP

**2.9.** Registered commercial places by DS Division, NP - 2019

**2.10.** Ayurvedic medical facilities by DS Division, NP - 2019

**2.11.** Details of fixed street lamps by Local Authorities, NP - 2019

**2.12.** Details of attractive tourist places by District, NP - 2019

**2.13.** Accommodation facilities of tourist hotels, NP - 2019

**3. Population** **41 - 48**

**3.1.** Population by Age and Gender, NP - 2019

**3.2.** Population by Urban & Rural Sector, NP - 2019

**3.3.** Population by Local Authorities, NP - 2019

**3.4.** Births and Deaths by Gender, NP - 2019

**3.5.** Population & Population Density by District, NP - 2019

**3.6.** Population by Ethnic Group, NP - 2019

**3.7.** Population by Religious Group, NP – 2019

**3.8.** Details of Economic status of population, NP - 2019

**3.9.** Details of Families benefitted through Samurdhi programme, NP – 2019

**3.10.** Details of Women Headed families, NP – 2019

**4. Agriculture** **49 - 58**

**4.1.** Cultivation programme of paddy - Extent & production, NP - 2019

**4.2.** Target of paddy Land extent, achievements and production Maha 2018/2019 by District, NP

**4.3.** Target of paddy Land extent, achievements and production Yala - 2019 by District, NP

**4.4.** Achievement of paddy production - 2018/2019 by District, NP

**4.5.** Achievement of paddy production programme, Yala - 2019 by District, NP

**4.6.** Achievement of paddy production (by irrigation type) – 2019, NP

**4.7.** Cultivation of other field crops extent - Maha 2018/2019, Yala 2019, NP

**4.8.** Crop production extent (Ha) - Maha 2018/2019 by District, NP

**4.9.** Crop production extent (Ha) - Yala 2019 by District, NP

**4.10.** Crop production extent (Ha) Maha 2018/2019 & Yala 2019 by District, NP

**4.11.** Extent of selected fruits by District, NP - 2019

**4.12.** Achievement of vegetable cultivation - Maha 2018/2019 extent (Ha), NP

**4.13.** Achievement of vegetable cultivation extent (Ha)Yala 2019, NP

**4.14.** Achievement of vegetable cultivation 2018/2019 Maha +Yala 2019, NP

**4.15.** Maize production - Maha 2018/2019 & Yala 2019 by District, NP

**4.16.** Institutions under the purview of Department of Agriculture, NP - 2019

**5. Livestock** **59 - 70**

**5.1.** Livestock population by District, NP - 2019

**5.2.** Natural breeding by District, NP - 2019

**5.3.** Artificial insemination by District, NP - 2019

**5.4.** Artificial insemination by District (AI), NP - 2018/2019

**5.5.** Distributions of chicks by District, NP - 2019

**5.6.** Detail of milk collection by District, NP 2016 - 2019

**5.7.** Issue of breeding materials and cases attended by range, NP - 2019

**5.8.** Immunization in cattle and poultry by range, NP - 2019

**5.9.** Milk, Egg, Meat & other production, NP - 2019

**5.10.** Livestock farm families, NP - 2019

**5.10.1.** Livestock farm families, Jaffna District – 2019

**5.10.2.** Livestock farm families, Kilinochchi and Mannar District – 2019

**5.10.3.** Livestock farm families, Mullaitivu and Vavuniya Districts In 2019

**5.11.** Performance of Dept. of Animal Production and Health, NP - 2016 – 2019

**5.12.** Institutions under Provincial Department of Animal Production and Health, NP - 2019

**6. Fisheries** **71 - 87**

**6.1.** Fishing families by District, NP - 2014 - 2019

**6.2.** Fishermen cooperative societies by District, NP- 2019

**6.3.** Number of beneficiaries under fisherman pension scheme by District, NP - 2019

**6.4.** Fresh fish production in costal fisheries by District, NP - 2014 - 2019 (Mt)

**6.5.** Dried fish production by District, NP - 2014 – 2019

**6.6.** Number of crafts in operation by District, NP - 2019

**6.7.** Ice plants and production capacity, NP - 2019

**6.8.** Fresh water tanks and Reservoirs, NP - 2019

**6.9.** Fishing villages, Jaffna District - 2019

**6.10.** Fishing villages, Kilinochchi District - 2019

**6.11.** Fishing villages, Mannar District - 2019

**6.12.** Details of fisheries anchorage points, NP

**6.13.** Coastal Belt, NP (Km)

**6.14.** Details of landing sites, NP - 2019

**6.14.1.** Details of landing sites, Jaffna District - 2019

**6.14.2.** Details of landing sites, Kilinochchi District - 2019

**6.14.3.** Details of landing sites, Mannar District - 2019

**6.14.4.** Details of landing sites, Mullaitivu District - 2019

**6.15.** Information of fresh water tanks by Districts, NP -2019

**6.16.** Basic statistics of marine fisheries by fishing District, NP - 2019

**6.17.** Details of inland fishing and production, NP - 2019

**7. Irrigation** **88 - 95**

**Major/Medium Tanks, NP**

**7.1.** Major/Medium tanks, Kilinochchi District

**7.2.** Major/Medium tanks, Mannar District

**7.3.** Major/Medium tanks, Mullaitivu District

**7.4.** Major/Medium tanks, Vavuniya District

**7.5.** Major/Medium tanks under the National Programme, NP

**7.6.** Minor tanks by District, NP

**7.7.** Salt water exclusion scheme, Jaffna District

**7.8.** Salt water exclusion scheme, Kilinochchi District

**7.9.** Details of damaged tanks, NP - 2019

**7.10.** Details of lagoon schemes, Jaffna District

**7.11.** Details of drainage scheme, Jaffna District

**7.12.** Details of river basins, NP

**8. Health** **96 - 123**

**8.1.** Provisional indicators of health status and health Srvices, NP - 2019

**8.2.** Key indicators of health sector, NP - 2019

**8.3.** No. of outpatient treated by health services, NP - 2019

**8.4.** No. of inpatient treated by health services, NP - 2019

**8.5.** Preventive care institutions, NP - 2019

**8.6.** Detail of malaria control, NP - 2019

**8.7.** Birth, death and mortality rates, NP - 2019

**8.8.** New acceptance of family planning, NP - 2019

**8.9.** Incidence of selected notifiable diseases and deaths, NP - 2019

**8.10.** Health institutions by District, NP - 2019

**8.11.** Laboratories, blood banks and bio medical engineering units, NP - 2019

**8.12.** Distribution of medical equipment and beds strength, NP - 2019

**8.13.** Information of government hospitals by DS Divisions, NP - 2019

**8.14.** Distribution of medical equipment and beds strength of ayuveda hospitals, NP - 2019

**8.15.** Details of staff and patient details in Ayurveda hospitals, NP - 2019

**8.16.** Ayurvedic medical facilities by DS Division, NP – 2019

**9. Education** **124 - 148**

**Primary and Secondary Education**

**9.1.** Category of schools by educational division and educational zone, NP - 2019

**9.2.** Details of Schools by Grade - 2019

**9.3.** Category of schools by functional grade and gender, NP - 2019

**9.4.** Schools by DS Division and medium of instruction, NP

**9.5.** Teachers - students ratio by educational division and zone, in Provincial Schools, NP - 2019

**9.6.** Teachers by major qualification category

**9.7.** Students by provincial, national and private schools, NP - 2019

**9.8.** Teachers by DS Division, Functional Grade and type of schools, NP - 2019

**9.9.** Details of national schools, NP - 2019

**9.10.** Details of private schools, NP -2019

**9.11.** Details of temporarily closed schools, NP – 2019

**9.12.** Detail of Preschools, Teachers and students by Educational Division & Educational Zone, NP – 2019

**9.13.** Detail of Preschools students, Gender by Educational Division & Educational Zone, NP – 2019

**9.14.** Detail of Preschool Medium by Educational Division & Educational Zone, NP – 2019

**9.15.** Detail of Moral Education Schools (Religious Schools) – 2019

**Tertiary Education**

**9.16.** Details of Academic staff and undergraduates, University of Jaffna - 2019

**9.17.** Details of lecturers, students and courses, Advance Technological Institute, Jaffna - 2019

**9.18.** Details of lecturers, students and courses, National College of Education, Jaffna - 2019

**9.19.** Details of lecturers, students and courses, University College of Jaffna – 2019

**10. Sports** **149 - 151**

**10.1.** Registered sports clubs and members by District, NP - 2019

**10.2.** Registered sports clubs by DS Division, members and own playground, NP - 2019

**10.3.** Medals comparison in National Sports Festival, NP 2017 – 2019

**11. Roads & Transport** **152 - 187**

**Roads under the Road Development Authority**

**11.1.** Information on “A" & "B” class roads by District, NP

**11.2.** Information on " C " class roads by District, NP

**11.3.** Information on " D " class roads by District, NP

**11.4.** Information on rural roads by District, NP

**11.5.** Detail of rural roads, NP

**11.6.** Information on major roads by District, NP

11.6.1. Major roads in Jaffna District

11.6.2. Major roads in Kilinochchi District

11.6.3. Major roads in Mannar District

11.6.4. Major roads in Mullaitivu District

11.6.5. Major roads in Vavuniya District

**Roads under the Road Development Department, NP**

**11.7.** Information on " C " Class Roads by District, NP

11.7.1. " C " class roads, Jaffna District

11.7.2. " C " class roads, Kilinochchi District

11.7.3. " C " class roads, Mullaitivu District

11.7.4. " C " class roads, Mannar District

11.7.5. " C " class roads, Vavuniya District

**11.8.** Information on "D” Class Roads by District, NP

11.8.1. " D " class roads, Jaffna District

11.8.2. " D " class roads, Kilinochchi District

11.8.3. " D " class roads, Mullaitivu District

11.8.4. " D " class roads, Mannar District

11.8.5. " D " class roads, Vavuniya District

**Transport - Private Bus Services**

**11.9.** Private bus by routes and operation, NP - 2019

**11.10.** Short trip buses operates by private sector, NP – 2019

**11.11.** Long trip buses operates by private sector. NP – 2019

**Transport - Sri Lanka Transport Board (SLTB) Bus Services**

**11.12.** Long trip buses operates by SLTB – 2019

**11.13.** Short trip buses operates by SLTB -2019

**11.14.** School service buses operates by SLTB -2019

**11.15.** Long trip buses operates by Point Pedro depot -2019

**11.16.** Short trip buses operates by Point Pedro depot -2019

**11.17.** School service buses operates by Point Pedro Depot -2019

**11.18.** Long trip buses operates by Karainagar depot – 2019

**11.19.** Short trip buses operates by Karainagar depot - 2019

**12. Cooperative Development** **188 -192**

**12.1.** Type of cooperative societies by ACCD Division, NP - 2019

**12.2.** Membership of cooperative societies by ACCD Division, NP -2019

**12.3.** Cooperative operational centers by ACCD Division, NP – 2019

**12.4.** Registration of cooperative societies by ACCD Divisions, NP – 2019

**12.5.** Palm production in Northern Province - 2019

**12.6.** Milk products and sales by ACCD Division, NP – 2019

**13. Rural Development** **193 - 197**

**13.1.** Summary of RDS & WRDS by District, NP – 2019

**13.2.** Details of RDS by District, NP- 2019

**13.3.** Detail of WRDSs by DS Division, NP – 2019

**14. Social Service & Probation** **198 - 221**

**Social Service**

**14.1.** Disabled persons by District, NP – 2019

**14.2.** Disabled persons by Division, NP – 2019

**14.3.** Beneficiaries under social services assistance by District, NP - 2019

**14.4.** Handicapped assisted with Try Cycle, Artificial Leg Etc.., NP - 2019.

**14.5.** Assistance to Disabled persons in home, NP – 2019

**14.6.** Number of government assistance recipients in Jaffna District 2015 – 2019

**14.7.** Number of government assistance recipients in Kilinochchi District 2015 – 2019

**14.8.** Number of government assistance recipients in Mannar District 2015 – 2019

**14.9.** Number of government assistance recipients in Mullaitivu District 2015 – 2019

**14.10.** Number of government assistance recipients in Vavuniya District 2015 – 2019

**14.11.** Assistance to elder's day care centers, NP – 2019

**14.12.** Detail of elders' home, deaf and blind schools in Jaffna District and number of inmate - 2019

**14.13.** Details of women headed families by age, NP - 2019

**14.14.** Details of women headed families by causes, NP - 2019

**14.15.** Details of women headed families by causes, Jaffna District - 2019

**14.16.** Details of women headed families by age, Jaffna District - 2019

**14.17.** Details of women headed families by age, Kilinochchi District - 2019

**14.18.** Details of women headed families by causes, Kilinochchi District– 2019

**14.19.** Details of women headed families by age, Mannar District – 2019

**14.20.** Details of women headed families by causes, Mannar District- 2019

**14.21.** Details of women headed families by age, Mullaitivu District - 2019

**14.22.** Details of women headed families by causes, Mullaitivu District - 2019

**14.23.** Details of women headed families by age, Vavuniya District - 2019

**14.24.** Details of women headed families , by causes, Vavuniya District - 2019

**14.25.** Details of government assistance recipients by Divisional Level, Jaffna District - 2019

**14.26.** Details of government assistance recipients by Divisional Level, Mullaitivu District - 2019

**14.27.** Details of government assistance recipients by Divisional Level, Vavuniya District - 2019

**14.28.** Details of government assistance recipients by Divisional Level, Mullaitivu District - 2019

**14.29.** Details of government assistance recipients by Divisional Level, Vavuniya District – 2019

**Probation & Childcare Services**

**14.30.** Assistance to children in day care centers by District and DS Divisions, NP - 2019

**14.31.** Children with parental loss by District, NP - 2019

**14.32.** Assistance to children in day care centers by District and leading causes of violence, NP - 2019

**14.33.** Other details of orphans by District, NP-2019

**14.34.** Destitute children in children home by DS Division, NP – 2019

**15. Industries** **222 - 234**

**15.1.** Manufacturing industries, Northern Province - 2019

**15.2.** No. of industries and persons engaged by Divisions, Jaffna District -2019

**15.3.** No. of industries and persons engaged by Divisions, Kilinochchi District – 2019
**15.4.** No. of industries and Persons engaged by Divisions, Mullaitivu District – 2019
**15.5.** No. of industries and persons engaged by Division, Vavuniya District – 2019
**15.6.** No. of industries and persons engaged by Divisions, Mannar District – 2019
**15.7.** Type of industries and persons employed in Jaffna District – 2019
**15.8.** Type of industries and persons employed in Kilinochchi District - 2019
**15.9.** Type of industries and persons employed in Mullaitivu District – 2019
**15.10.** Type of industries and persons employed in Vavuniya District – 2019
**15.11.** Type of industries and persons employed in Mannar District – 2019
**15.12.** Manufacturing industries and Nature of Industry, Jaffna District - 2019
**15.13.** Manufacturing industries and nature of Industry, Kilinochchi District - 2019
**15.14.** Manufacturing industries and nature of Industry, Mullaitivu District - 2019
**15.15.** Manufacturing industries and nature of Industry, Mannar District - 2019
**15.16.** Registered commercial Places by DS Division, Jaffna District – 2019
**15.17.** Registered commercial Places by DS Division, Kilinochchi District - 2019
**15.18.** Registered commercial Places by DS Division, Mullaitivu District -2019
**15.19.** Registered commercial Places by DS Division, Vavuniya District - 2019

**16. Utilities** **235 - 260**

**Power**

**16.1.** Electricity utilization by Northern Province - 2019
**16.2.** Electricity consumer Service by Consumer, NP – 2019
**16.3.** Maintenance of Area Line (km), NP - 2019

**Ceylon Petroleum Cooperation**

**16.4.** Retails sales by Ceylon Petroleum Cooperation, NP – 2019
**16.5.** Consumer sales by Ceylon Petroleum Cooperation, NP – 2019

**Postal**

**16.6.** Post Office and sub post offices in Northern Province -2019
**16.7.** Details of post office, Jaffna District – 2019
**16.8.** Details of post office, Kilinochchi District – 2019
**16.9.** Details of post office, Mannar District – 2019
**16.10.** Details of post office, Mullaitivu District – 2019
**16.11.** Details of post office, Vavuniya District – 2019

**Revenue Collection**

**16.12.** Details of fleet Insurance issued to state vehicles, NP - 2018 /2019

**16.13.** Approved garages for issue of fitness by Department of Motor Traffic, NP - 2019

**16.14.** Collections of vehicle transfer fee and PSV book Fee, NP - 2019

**16.15.** Details of revenue Collection, NP- 2019

16.15.1. Details of revenue Collection, Jaffna District - 2019

16.15.2. Details of revenue Collection, Kilinochchi District - 2019

16.15.3. Details of revenue Collection, Mullaitivu District - 2019

16.15.4. Details of revenue Collection, Mannar District - 2019

16.15.5. Details of revenue Collection, Vavuniya District - 2019

**Banks**

**16.16.** Details of Banks, NP – 2019

**16.17.** Details of financial Institutions, NP - 2019

**Housing**

**16.18.** Housing facilities provided by institutions, NP -2018 – 2019

**16.19.** Housing programme in Jaffna District (NHDA) - 2019

**16.20.** Housing programme in Kilinochchi District (NHDA) - 2019

**16.21.** Housing programme in Mullaitivu District (NHDA) - 2019

**16.22.** Housing programme in Mannar District (NHDA) - 2019

**16.23.** Housing programme in Vavuniya District (NHDA) -2019

**16.24.** Housing needs, NP – 2019

**16.25.** Housing conditions, NP 2019

# Preface

It is with great pleasure in releasing the **"Provincial Statistical Information - 2020"** of the Northern Province. This is the eleventh publication in the series with updated information.

At present the Government, National and International Non-Government Organizations, UN Agencies and other foreign funded agencies are in the process of implementing rehabilitation and sustainable development projects in the North, in order to achieve better living standards through attaining self – sufficiency based economic growth and regain the glory of North. Therefore, basic official statistics and current official information which are required for formulation of future development plans are provided in this publication for the benefit of Policymakers, Development practitioners, researchers and other needy institutions.

Northern Province entered in to the new era for the implementation of Sustainable Development Goals, competing with other developed provinces despite losses sustained in the past, aligned with the preparation of the Annual Development Plan, in order to ensure the sustainable development in the Province. Meanwhile, many National Development Programs under the direct monitoring of H.E. the President of the Democratic Socialistic Republic of Sri Lanka as well as the Hon. Prime Minister are being implemented in this province, targeting the Sustainable Development Goals, so as to ensure the development on economic, social and technological fields at provincial level. This publication will definitely assist for the achievement of National Government's Policies by providing required information.

I wish to extend my sincere thanks and appreciation for the support, rendered by the respective District Secretaries, Provincial Secretaries, Heads of Departments, Divisional Secretaries, Planning Directors, and the Heads of Central Agencies for providing the relevant information.

Also, I wish to express my appreciations to the Deputy Chief Secretary - Planning and all the staff of the office of the Deputy Chief Secretary - Planning, who have actively and timely contributed cooperation at different levels to make this publication successfully.

Suggestions and opinions are welcomed for further improvement and enrichment of future publications of the Northern Province

Chief Secretary,
Northern Province.

**DESCRIPTION OF THE NORTHERN PROVINCE**

## 1. Land and Soil

The Northern Province consists of five districts namely, Jaffna, Kilinochchi, Mannar, Mullaitivu, and Vavuniya. There are 34 Divisional Secretariats consist of 921 Grama Niladhary Divisions and 34 Local Authorities consist of One Municipal Council, 5 Urban Councils and 28 Pradhasiya Sabas administratively rendering services to the public. This covers an area of 8,890.07 sq.km comprising approximately 13.54% of the total land area of the island.

The land of the region is relatively flat and of low elevation towards the coast. Six major soil groups have been identified in the region. The dominant group of soil in the region is Reddish Brown Earth (RBE). The association of Low Humic Gley (LHG) with RBE soil (92%) is well suited for paddy cultivation. Red Yellow Latesol, Non-Calsic Brown soil and Grumusol exist in Kilinochchi, Jaffna and Mannar areas respectively. The RBE has low organic matter content and the nitrogen and phosphorus status is usually low while potassium status varies from medium to low. These soils are very well fortified in calcium and magnesium, and they have a very good exchange capacity. By tropical standards, these soils could be considered as having a very good chemical quality. The other soil types are alluvial of variable drainage and texture (4%), Rock Knob Plain (2%), Erosion remnants (1%) and Solarized Solonets & Solonchaks (1%).

## 2. Weather and Climate

Sri Lanka enjoys a typical monsoonal climate. The Northern Province tends to be hot and dry in the dry season (February to September), and moderately cool and wet in the wet season (October to January). The province's climate is of the tropical kind and therefore during monsoons there is always the chance of a deluge. In the lowlands the climate is typically tropical with the average temperature is around 28° to 32° for the year. However, on the whole, January is the coolest month and May is the hottest month. Relative humidity varies from 60% during the day to 91% at night. The dry zone of the Sri Lanka is the north and east of the island and this region is affected by the north east monsoon (December to March) and southwest monsoon (June to October). It is thought to be dry because most of the rains fall during the North-East monsoon season. Annual rainfall is less than 1250 mm in the North West and South east of the Inland. It has two rainy seasons South West Monsoon - May to August, North East Monsoon- November to February

## 3. Population

The total population of the Northern Province is 1.253 Million in December 2019. 81.3% of the population are living in rural area and only 18.6% of the population are in urban area. Existence of Northern Provincial Pupulation was very severely devastated in several ways such as loss of lives, multiple displacements, loss of properties and deprivation of economic activities, unemployment, poverty and so forth due to the prolonged 30 years of civil war which was ended in May 2009. However, after the end of the war, the Government has taken tremendous efforts to restore the livelihood of the people in the Province.

## 4. Resettlement.

According to the statistics provided by the District Secretaries, there are 172,741 families consists of 559,739 members had been resettled in the province as at December 2019. However, 6,976 displaced families consist of 24,634 members have to be resettled in their places of origin in the Province.

## 5. Vulnerable Groups

There are 68,316 Women Headed Families living in the Province. This figure stipulated that, War Widows - 7,595 Nos; Natural, Abandoned and other Widows - 60,721 Nos. Further, 18,779 persons are identified as disabled and 1041 orphans also living in the Province. For these categories of special needy people more attention has to be focused on improve their livelihood and standard of living.

## 6. Un-Employment and Poverty Status

When we compare the unemployment rate with the national, the Northern Province marked 5% while the National rate is 4.8%. At the same time, Poverty Head Count Index of the National 4.1% and the Northern Province indicated 7.7%. The highest poverty level is recorded in district level at 18.2% and 12.7% respectively for Kilinochchi and Mullaitivu in Whole SriLanka

Meantime, Jaffna District placed in 5$^{th}$ rank with 7.7%. Northern Province targeted to increase Public Private Partnership in order to increase the employment opportunities. And also pave the way to earn sufficient income. Indicative Annual Development Plan for the year 2020 will create small and medium scale employment opportunities.

## 7. Economy

The Northern Province is still pre-dominantly an agricultural region having crops, livestock and fisheries as pivotal sub sectors. Reflecting the rapid expansion in income generation activities in the province, contributions from the Northern Province is 4.2% in 2016 and 4.1% in 2017. The Provincial Contribution to the GDP is Rs.546.22 Bn. to the National GDP in 2017. It comprises three main sectors such as Agriculture 14.12%, Industry 22% and services and others 63.88% in the provincial economy in 2017.

## 8. Agriculture

Agriculture is the dominant productive sector in the Northern Province. Result of the rapid development of the agriculture sector in the Northern Province; paddy harvesting reached the level of 292,812 MT in 2019. In an area of 74,968 Ha highlands brought under annual crops, perennial crops and homesteads cultivation in 2019. It has been stress that, the organic farming in a small level for consumption at this farm gate is appreciates. To enhance this concept, model organic product sales centers also have been established.

## 9. Livestock

The livestock industry is becoming an important sector for entrepreneurs in the Northern Province. This sector is considered as an additional source of income for the farming society in the region. Several stakeholders i.e. government sector, private sector and Non-Governmental Organizations are involved to strengthen the sector through their various projects and programmes. Annual milk production reached 24,000,193 liters and milk collection reached 65,754 liters per day in 2019. Meat production such as chicken reached to 21,519 Kg. per day, beef reached 7,575 Kg. per day and mutton reached 3,341 Kg. per day in 2019. The egg production reached 109,849 Nos. per day in 2019. It is believed that the Northern Province can reach self-sufficiency in livestock products.

## 10. Irrigation

Irrigation sector is one of inter related sector to the agriculture and inland fishing. Therefore, hundred thousand of people in the province are dependent on irrigation for their livelihood activities. This sector plays a vital role in the Province. 45 medium irrigation schemes and 9 major irrigation schemes come under the Provincial Irrigation sector. In addition to this, there are 3 major tanks that come under the central administration. There are 3,112 tanks and ponds

also under minor irrigation. Nearly 72,369 Ha. irrigable areas facilitated for the agriculture production activities by the Department of Irrigation.

## 11. Education

The Education Sector Takes significant role to produce the knowledge-based society in Sri Lanka. The number of functional schools in Northern Province has been increased to 1,004 out of 1,091 to serve for 249,867 students with 18,725 teachers in 2019. There are 1,591 preschools functioning with 3,048 teachers and 36,377 students in the province in 2019. Technical Laboratory facilities have been provided to 90 schools in the Province. Infrastructure facilities are also continuously provided wherever the requirements are identified through various sources. Therefore, the adult literacy rate increased to 88% and the rate of attendance at schools has also increased to 73% in 2016.

Sports, Early childhood unit and cultural affairs are also included as sub sectors. Further to the secondary and primary education, the higher education, tertiary and vocational education centers are also established in the province such as University of Jaffna, Vavuniya Campus of the University of Jaffna, Open University of Sri Lanka, National Colleges of Education, Teachers' Training Schools, Technical College and Advance Technical Institute being the main educational Institutions in the province.

## 12. Health

Health is the wealth of our society; This sector takes prominent role in the Province. The sector serves through western medicine and Indigenous medicine to the people in the Province. There are one teaching hospital, 04 general hospitals, 10 base hospitals, 54 Divisional hospitals 45 primary medical care units, 213 Gramodaya health centers, one siddha ayurvedha teaching hospital, 5 District Ayurvedic hospitals, 13 Central Dispensary of Siddha Medicine, 13 Sidha Rural Hospitals and 64 free Siddha Dispensaries which are functioning in the province. There are 33 MOH divisions in the province. Primary, Secondary health care Institutions, curative as well as preventive institutions are mainly managed by the Provincial Health Department. Maternal and child health care services have been extended to the peripheral areas and human resource capacities also strengthened in 2019. As a result, maternal mortality rate and infant mortality rate have been reduced. Dengue eradication programme and local level nutrition intervention programmes, National Kidney Diseases Prevention Programme are being implemented in the province.

## 13. Natural Resources Development in the Northern Province

The Northern Province is rich in natural resources in its extensive coastal area, in its dense forests and its mineral deposits. Forests resources are largely intact despite many decades of conflict and form a considerable percentage of the total forest cover in the country. From extensive sand dunes in Jaffna peninsula, to quarry metal and clay for bricks the Province is especially rich in mineral resources needed for construction. The land is generally flat and undulating with no significant elevation, however the highly diverse coastal belt more than compensates. Lagoons, bays, salt flats, wetlands, coral reefs, islands and islets, and estuaries are some of the prominent coastal features that are important both is ecologically and economically are also located in the Province.

## 14. Water Resources

The Northern Province does not have a single perennial river, and very limited seasonal streams and rivers. Traditional water storage was through built irrigation tanks. The area belongs to the Dry Zone of Sri Lanka with low annual rainfall. The ground water surveys done prior to the conflict indicate that intensive agriculture, especially paddy, cannot be supported without adequate replenishment of surface water storage. Water scarcity is a main constraint in several regions of the province, even for drinking and domestic use. The major tank cascade systems and existing major irrigation schemes (Iranamadu, Giant's Tank, Pavakkulam, Kalmadu) should be closely examined to determine the productive capacity of agriculture and irrigation, plus quality of drinking water available in the northern districts.

## 15. Marine and Coastal

With 40% of the country's coastline, the province has immense potential for fisheries, aquaculture and tourism. While the existing marine and lagoon-based fishery industry need to be modernized and reequipped to enable the population to benefit from the rich and under tapped fishing grounds, new aquaculture-based industries could be established to elevate productivity and offer more livelihood options for young people. The main fishery areas are in Jaffna, Mullaitivu and Mannar Districts. For this purpose, the fishery potential, looming threats and important conservation areas (such as sea grass beds and coral reefs) should be surveyed and mapped so that exploitation of the resource is done within the limits of sustainability with adequate emphasis on conservation and protection for future use.

## 16. Mineral Resources

One of the greatest issues of current importance is construction materials. Out of the construction materials required sand and quarry metal are considerably available in the Province. In addition, the province has limestone deposits, clay for bricks and tiles and beach mineral sand. Some scientific option of possible oil deposit off the Gulf of Mannar has not been fully explored as yet. A survey of the quantity and quality of building materials available in the north and their extraction capacity is necessary because of the huge demand brought on by reconstruction and development projects that involve large-scale construction.

## 17. Forests and Wildlife

The North has by far the most extent of dry monsoon forests in any province. The forest cover has remained intact largely despite the conflict and due to lack of development of the province. Kilinochchi, Mullaitivu and Mannar districts are extensively forested, while Vavuniya is partially in forest. Jaffna has no significant forest areas.

The important wildlife areas (already gazetted) are Wilpattu north, Madhu road, Giant's Tank, Chundikulam and Kokkilai. But this does not take into consideration new biodiversity hotspots and other ecologically important areas (river catchments, salt marshes, lagoons and estuaries, islands, arid zones of Mannar etc).The forest and wildlife reproduction is important as an economic resource for forest products (non – timber) and tourism.

## 18. History and Culture

There are many areas in Jaffna and Mannar of exceptional archaeological value. These include ancient temples and sites mentioned in chronicles, sites of pre-historic significance and old churches and temples of high cultural value to the northern people.

Many of these sites have been recorded in documentation of the Archaeological Department, but there could be many that are unrecorded and undiscovered. The value addition prospects to local tourism is immense, especially sites such as Thiruketheeswaram (Mannar), Nallur (Jaffna) Nainativu (Jaffna) and Madhu Church (Mannar)

## 19. Key Socio Economic Indicators of the Northern Province

### a. General Information

| | |
|---|---|
| Land Area | 8,890.07 Sq.km |
| No. of Divisional Secretariat | 34 |
| No. of Grama Niladhary's Divisions | 921 |
| No. of Villages | 3,566 |
| ***Local Authorities***<br>Municipal Council<br>Urban Council<br>Pradhasiya Saba | <br>01<br>05<br>28 |

### b. Provincial Gross Domestic Product (GDP)

| | |
|---|---|
| GDP at current market prices (2017) | RS. 546.22Bn |
| GDP percentage share (2016) | 4.1 % |
| ***GDP by Sector (2017)***<br>Agriculture<br>Industry<br>Services and others | <br>14.12%<br>22%<br>63.8% |
| GDP Growth Rate (2016) | 9.5% |

### c. Poverty and Employment

| | |
|---|---|
| Poverty Head Count Index | 7.7% |
| ***Employment***<br>a) Paid Employees<br>b) Employer<br>c) Own Account Workers<br>d) Contributing Family Workers | <br>61.6%<br>3.2%<br>31.3%<br>3.9% |
| Un-employment Rate | 5.6% |

## d. Health

| Details | National | Provincial |
|---|---|---|
| No. of Hospitals | 01 | 113 |
| No. of Beds | 1,220 | 4,407 |
| No. of Medical Officers | 224 | 553 |

| | |
|---|---|
| Infant Motility Rate (2018) | 11% |
| Low Birth Weight per 100 live births | 9.3% |

## e. Education

| Details | National | Provincial |
|---|---|---|
| No. of Schools - Functioning (2018) | 22 | 982 |
| No. of Schools Temporally Closed (2018) | - | 80 |
| No. of Students (2019) | 249,867 | |
| No. of Teachers (2019 | 18,725 | |

| | |
|---|---|
| Learning Achievement of O/L (2017) | 66.0% |
| Learning Achievement of A/L (2018) | 65.0% |
| Student Survival Rate - Grade 1 to 11 (2018) | 89.0% |

## f. Infrastructure - Roads Length (km)

| Details | Length (km) |
|---|---|
| A & B Class Roads (RDA) | 1,253.10 |
| C & D Class Roads(RDD) | 2,120.01 |
| Local Authority Roads | 10,096.55 |

# Socio - Economic Indicators of the Northern Province

## Provincial Gross Domestic Product

**Gross Domestic Product (GDP)**
**Current Market Prices**
**Rs. in Million**

| 2017 | 2018 |
|---|---|
| Sri Lanka- 13,328,103<br>**Northern – 546,220** | Sri Lanka – 14,366,103<br>**Northern- 584,412** |

**Provincial Gross Domestic Product**
**By Industrial Origin at Current Market Prices-**
**Rs. Million**

| 2017 | 2018 |
|---|---|
| Sri Lanka- 13,328,183<br>**Northern- 546,220** | Sri Lanka- 14,366,103<br>**Northern- 584,412** |
| Agriculture- 77,183 | Agriculture- 91,370 |
| Industry- 120,079 | Industry- 123,159 |
| Services- 298,879 | Services- 321,773 |

**GDP Contribution (Shares - %)**

| 2017 | 2018 |
|---|---|
| **Northern- 4.1** | **Northern- 4.1** |

**Per Capita GDP Current Market Prices**
**Rs. in Million**

| 2016 | 2017 |
|---|---|
| Sri Lanka- 565,773<br>**Northern 489,097** | Sri Lanka- 625,736<br>**Northern 540,957** |

*Source : - Economic and Social Statistics of Sri Lanka, 2019 and Central Bank Annual Report – 2019.*

## Employment

### Employed Population by Major group (%)

**2018**

**Sri Lanka**

Agriculture - 25.3

Industrial - 27.6

Services – 47.1

**Northern**

Agriculture – 29.3

Industrial – 23.1

Services - 47.5

## Poverty

### Poverty Headcount Index (%)

**2016**

**Sri Lanka -**

**Northern -**

Jaffna - 7.7
Mannar - 1.0
Vavuniya - 2.0
Mullaitivu - 12.7
Kilinochchi - 18.2

### Unemployment Rate (%)

**2019**

**Sri Lanka- 4.8**

Male - 3.3

Female - 7.4

**Northern- 5.0**

Male - 3.0

Female - 10.3

### Official Poverty Line (Rs).

**2020 June**

**National- 5,407**

Jaffna - 4,933
Mannar - 5,040
Vavuniya - 4,945
Mullaitivu - 4,897
Kilinochchi - 4,843

*Source: Annual Bulletin - 2019, Department of Census & Statistics*

# Births, Deaths, Marriages and Crude Birth Rates & Crude Death Rates

## Crude Birth Rate (%)

| 2017 | 2018 |
|---|---|
| **Northern - 16.3** | **Northern - 16.4** |
| Jaffna- 14.9 | Jaffna- 15.4 |
| Mannar- 19.6 | Mannar-17.4 |
| Vavuniya- 17.8 | Vavuniya- 18.8 |
| Mullaitivu- 11.4 | Mullaitivu- 11.1 |
| Kilinochchi- 21.8 | Kilinochchi 21.0 |

## Crude Death Rate (%)

| 2017 | 2018 |
|---|---|
| **Northern - 6.0** | **Northern- 6.0** |
| Jaffna- 7.4 | Jaffna- 7.2 |
| Mannar- 4.0 | Mannar- 3.9 |
| Vavuniya- 4.8 | Vavuniya- 5.2 |
| Mullaitivu- 3.9 | Mullaitivu- 4.6 |
| Kilinochchi- 4.1 | Kilinochchi- 4.0 |

## No. of Live Births

| 2016 | 2017 |
|---|---|
| **Sri Lanka - 331,073** | **Sri Lanka - 326,052** |
| Jaffna- 8,264 | Jaffna- 8,776 |
| Mannar- 1,744 | Mannar- 1,873 |
| Vavuniya- 3,416 | Vavuniya- 3,836 |
| Mullaitivu- 874 | Mullaitivu- 944 |
| Kilinochchi- 2,447 | Kilinochchi- 2,798 |

## No. of Deaths

| 2016 | 2017 |
|---|---|
| **Sri Lanka- 130,765** | **Sri Lanka- 139,822** |
| Jaffna- 4,526 | Jaffna- 4,612 |
| Mannar- 424 | Mannar- 443 |
| Vavuniya- 802 | Vavuniya- 915 |
| Mullaitivu- 445 | Mullaitivu- 448 |
| Kilinochchi- 454 | Kilinochchi- 527 |

## No of Marriages

| 2016 | 2017 |
|---|---|
| **Sri Lanka- 170, 990** | **Sri Lanka- 169,365** |
| Jaffna- 5,018 | Jaffna- 5,041 |
| Mannar- 949 | Mannar- 953 |
| Vavuniya- 1,386 | Vavuniya- 1,354 |
| Mullaitivu- 895 | Mullaitivu- 972 |
| Kilinochchi- 907 | Kilinochchi- 945 |

*Source: Department of Census & Statistics*

# Education

## Literacy Rate

**Literacy Rate by District & Gender- 2017**
**%**

| | Total | Male | Female |
|---|---|---|---|
| **Sri Lanka** | **92.6** | **93.6** | **91.7** |
| Jaffna | 96.6 | 96.9 | 96.3 |
| Mannar | 94.1 | 95.1 | 93.1 |
| Vavuniya | 86.0 | 89.4 | 83.0 |
| Mullaitivu | 89.3 | 90.8 | 87.9 |
| Kilinochchi | 84.3 | 84.7 | 83.9 |

## Computer Literacy Rate

**Computer Literacy Rate by Province & Districts**

| | |
|---|---|
| **Sri Lanka** | **27.5** |
| **Northern** | **17.7** |
| Jaffna | 19.1 |
| Mannar | 11.6 |
| Vavuniya | 25.7 |
| Mullaitivu | 12.5 |
| Kilinochchi | 8.6 |

## Internet & Email Using Household Population

**Household population using Internet & Email**
**%**

| | Internet % | | Email % | |
|---|---|---|---|---|
| | **2017** | **2018** | **2017** | **2018** |
| **Sri Lanka** | **21.3** | **25.5** | **11.0** | **9.8** |
| Jaffna | 25.7 | 34.0 | 11.4 | 9.4 |
| Mannar | 17.3 | 26.2 | 6.7 | 16.5 |
| Vavuniya | 30.7 | 37.9 | 6.6 | 8.9 |
| Mullaitivu | 10.7 | 17.1 | 5.5 | 4.7 |
| Kilinochchi | 10.5 | 18.8 | 4.0 | 5.5 |

*Source: Department of Census & Statistics*

# NORTHERN PROVINCE

## ADMINISTRATIVE BOUNDARIES

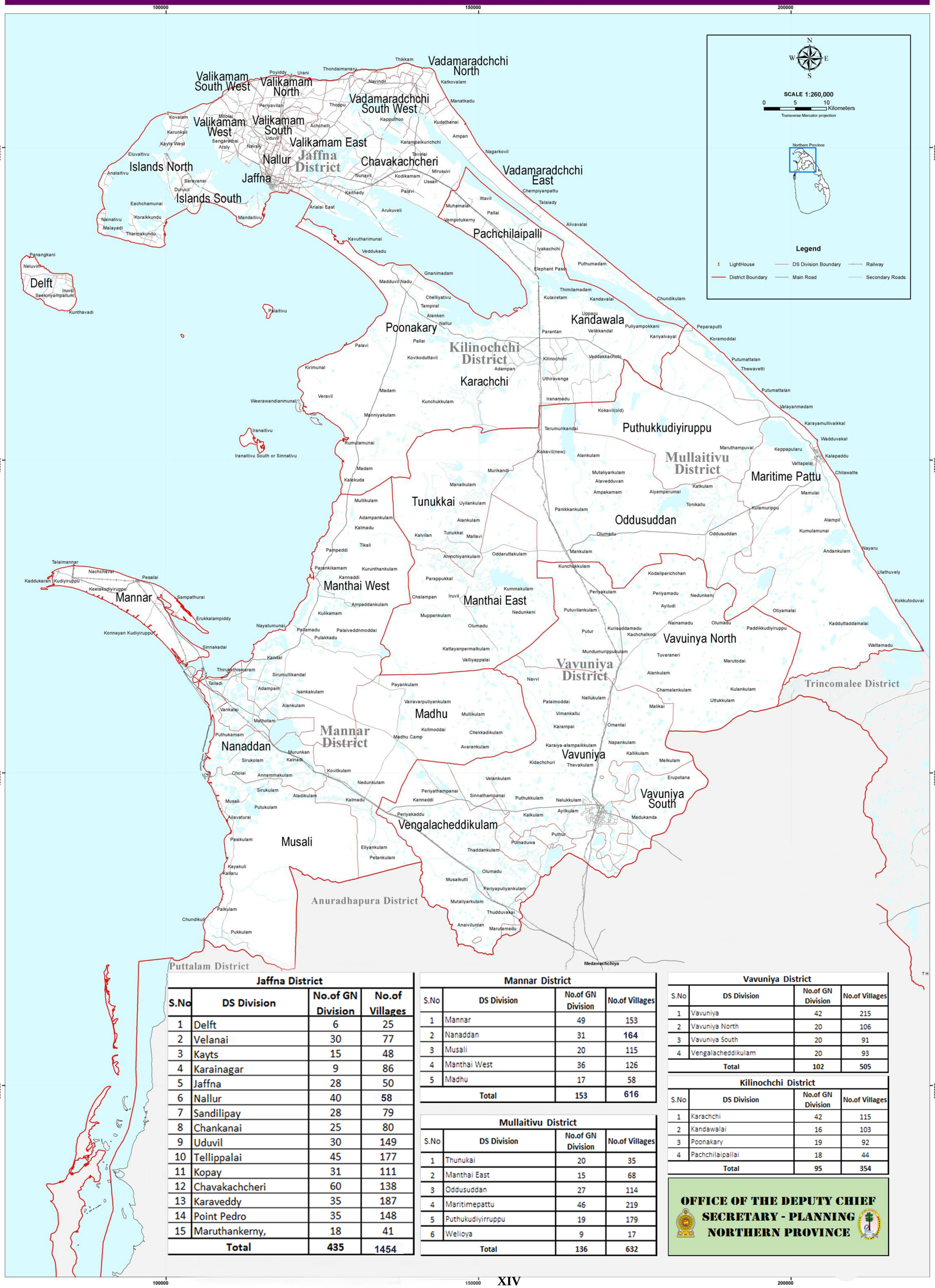


| Jaffna District | | | |
|---|---|---|---|
| S.No | DS Division | No.of GN Division | No.of Villages |
| 1 | Delft | 6 | 25 |
| 2 | Velanai | 30 | 77 |
| 3 | Kayts | 15 | 48 |
| 4 | Karainagar | 9 | 86 |
| 5 | Jaffna | 28 | 50 |
| 6 | Nallur | 40 | 58 |
| 7 | Sandilipay | 28 | 79 |
| 8 | Chankanai | 25 | 80 |
| 9 | Uduvil | 30 | 149 |
| 10 | Tellippalai | 45 | 177 |
| 11 | Kopay | 31 | 111 |
| 12 | Chavakachcheri | 60 | 138 |
| 13 | Karaveddy | 35 | 187 |
| 14 | Point Pedro | 35 | 148 |
| 15 | Maruthankerny, | 18 | 41 |
| Total | | 435 | 1454 |

| Mannar District | | | |
|---|---|---|---|
| S.No | DS Division | No.of GN Division | No.of Villages |
| 1 | Mannar | 49 | 153 |
| 2 | Nanaddan | 31 | 164 |
| 3 | Musali | 20 | 115 |
| 4 | Manthai West | 36 | 126 |
| 5 | Madhu | 17 | 58 |
| Total | | 153 | 616 |

| Mullaitivu District | | | |
|---|---|---|---|
| S.No | DS Division | No.of GN Division | No.of Villages |
| 1 | Thunukai | 20 | 35 |
| 2 | Manthai East | 15 | 68 |
| 3 | Oddusuddan | 27 | 114 |
| 4 | Maritimepattu | 46 | 219 |
| 5 | Puthukudiyirruppu | 19 | 179 |
| 6 | Welioya | 9 | 17 |
| Total | | 136 | 632 |

| Vavuniya District | | | |
|---|---|---|---|
| S.No | DS Division | No.of GN Division | No.of Villages |
| 1 | Vavuniya | 42 | 215 |
| 2 | Vavuniya North | 20 | 106 |
| 3 | Vavuniya South | 20 | 91 |
| 4 | Vengalacheddikulam | 20 | 93 |
| Total | | 102 | 505 |

| Kilinochchi District | | | |
|---|---|---|---|
| S.No | DS Division | No.of GN Division | No.of Villages |
| 1 | Karachchi | 42 | 115 |
| 2 | Kandawalai | 16 | 103 |
| 3 | Poonakary | 19 | 92 |
| 4 | Pachchilaipallai | 18 | 44 |
| Total | | 95 | 354 |

**OFFICE OF THE DEPUTY CHIEF SECRETARY - PLANNING NORTHERN PROVINCE**

## List of Graphs

**Page No**


| | | | | |
|---|---|---|---|---|
| 01. | **Graph I** | - | Land use pattern by District, NP - 2019 | 02 |
| 02. | **Graph II** | - | Monthly rainfall by District, NP - 2019 | 06 |
| 03. | **Graph III** | - | Population by District and Gender, NP - 2019 | 42 |
| 04. | **Graph IV** | - | Population by Urban and Rural Sector, NP - 2019 | 43 |
| 05. | **Graph V** | - | Details of milk collection by District, NP - 2019 | 62 |

# Abbreviation

| S.No | Abbreviation | Explanation |
|---|---|---|
| 1 | Ac | Acre |
| 2 | ACCD | Assistant Commissioner of Cooperative Development |
| 3 | AMC | Anti-Malaria Campaign |
| 4 | AP&H | Animal Production & Health |
| 5 | Ceypetco | Ceylon Petroleum Corporation |
| 6 | DCS | Deputy Chief Secretary |
| 7 | DFEO | Divisional Fisheries Extension Office |
| 8 | DH | Divisional Hospital |
| 9 | D/IM | Department of Indigenous Medicine |
| 10 | DS | Divisional Secretariat |
| 11 | Ext | Extent |
| 12 | GDP | Gross Domestic Product |
| 13 | GHC | Gramodaya Health Centre |
| 14 | GN | Grama Niladhari |
| 15 | Hec/ Ha | Hectares |
| 16 | Kg. | Kilograms |
| 17 | LDO | Land Development Ordinance |
| 18 | Lit | Liters |
| 19 | MC | Municipal Council |
| 20 | MCC | Middle Class Colonization |
| 21 | MDTU | Management Development Training Unit |
| 22 | MOH | Medical Officer Health |
| 23 | MPCS | Multi Purpose Cooperative Society |
| 24 | Mt | Metric Ton |
| 25 | NHDA | National Housing Development Authrity |
| 26 | NGO | Non-Government Organization |
| 27 | NP | Northern Province |
| 28 | PAMA | Public Assistance Monthly Allowance |
| 29 | PDCS | Producers Development Cooperative Society |
| 30 | PMCU | Primary Medical Care Unit |
| 31 | PPSC | Provincial Public Service Commission |
| 32 | PS | Pradeshiya Sabha |
| 33 | RDA | Road Development Authority |
| 34 | RDD | Road Development Department |
| 35 | RDHS | Regional Director of Health Services |
| 36 | RDS | Rural Development Society |
| 37 | Rs. | Rupees |
| 38 | SLTB | Sri Lanka Transport Board |
| 39 | Sq. Ft | Square Feet |
| 40 | SWE | Salt Water Exclusion |
| 41 | TCCS | Thrift and Credit Cooperative Society |
| 42 | UC | Urban Council |
| 43 | WRDS | Women Rural Development Society |

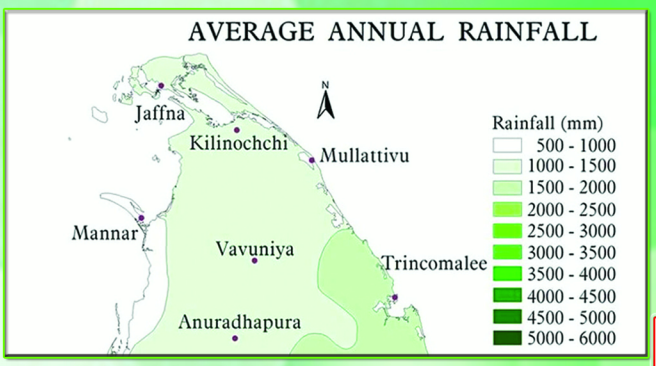


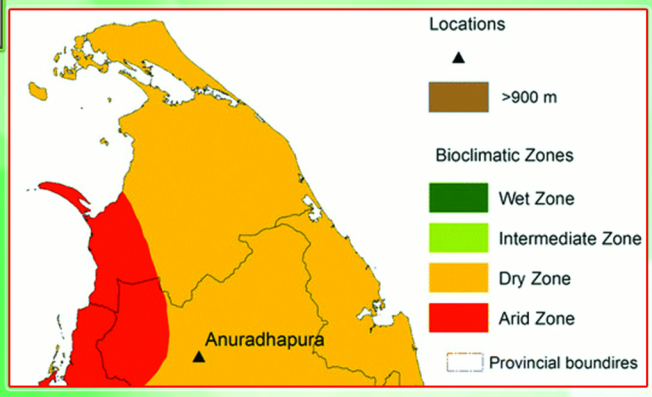


# Chapter - 01

# Land, Forest & Climate

## 1.1 Land Use Patterns by District, NP - 2019

| S.No | Land Use Type | Area in Hactare (Ha) | | | | | |
|---|---|---|---|---|---|---|---|
| | | Jaffna | Kilinochchi | Mullaitivu | Mannar | Vavuniya | Total |
| 1 | Built up land | 4,149.00 | 1,543.11 | 3,569.00 | 1,905.00 | 551.00 | **11,717.11** |
| 2 | Agricultural Land | 29,570.00 | 42,549.78 | 30,974.00 | 39,683.00 | 37,776.00 | **180,552.78** |
| 3 | Non Agricultural Land | 1,434.00 | - | 2,655.00 | 2,245.00 | 190.00 | **6,524.00** |
| 4 | Homesteads/Home Garden | 32,365.00 | 17,493.59 | 19,237.00 | 11,292.00 | 24,850.00 | **105,237.59** |
| 5 | Forest land | 8,645.00 | 37,012.58 | 175,924.00 | 122,038.00 | 112,711.00 | **456,330.58** |
| 6 | Wet Land | 5,086.00 | 8,370.17 | 3,974.00 | 7,258.00 | 11.00 | **24,699.17** |
| 7 | Water bodies | 14,679.00 | 17,114.06 | 24,608.00 | 11,186.00 | 12,432.00 | **80,019.06** |
| 8 | Barren Land | 1,778.00 | 331.01 | 10,014.00 | 3,992.00 | 443.00 | **16,558.01** |
| 9 | Other Land | 4,794.00 | 3,485.70 | 7,493.00 | - | 136.00 | **15,908.70** |

*Source : District Secretariats, Northern Province*

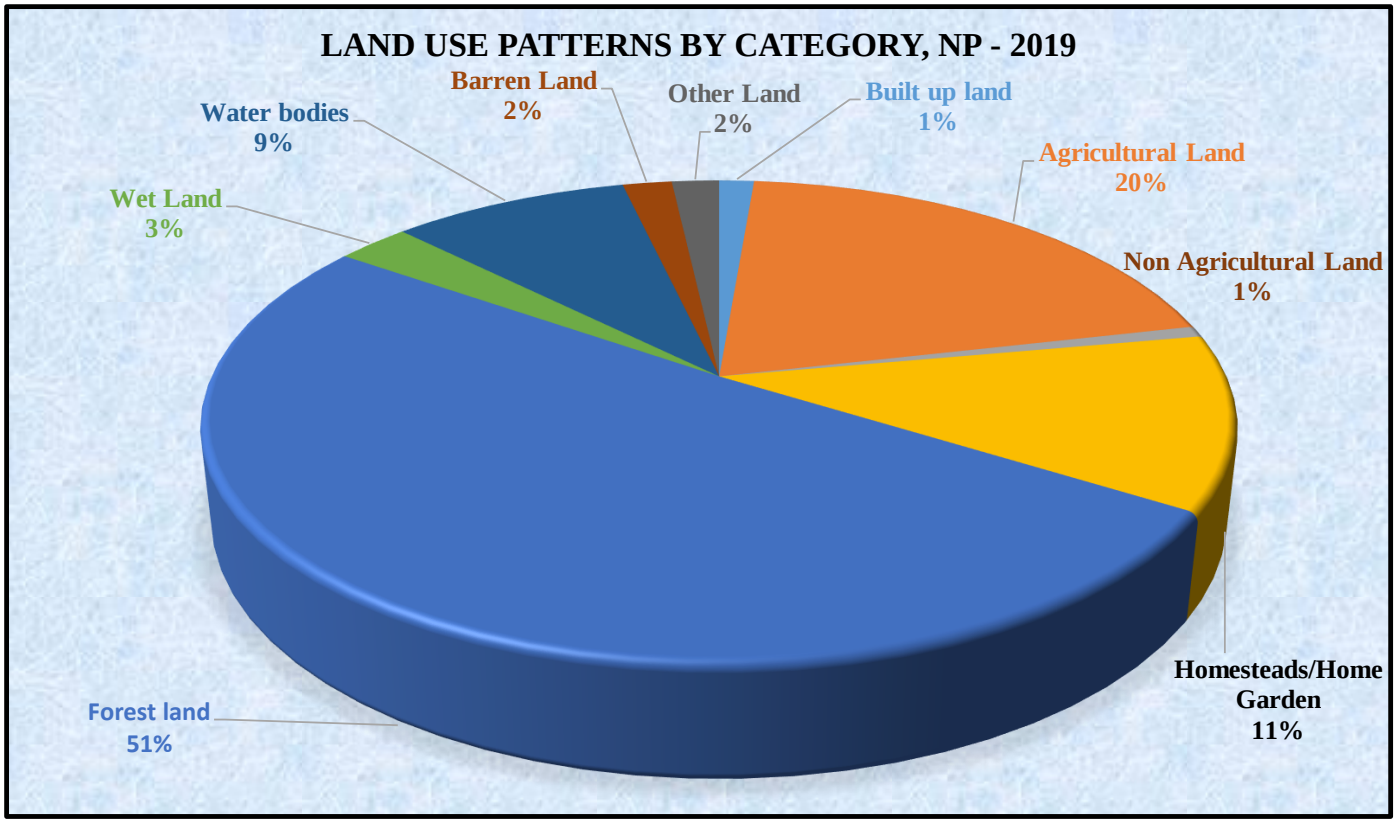
LAND USE PATTERNS BY CATEGORY, NP - 2019
Barren Land
2%
Other Land
2%
Built up land
1%
Water bodies
9%
Agricultural Land
20%
Wet Land
3%
Non Agricultural Land
1%
Homesteads/Home
Garden
11%
Forest land
51%

## Table 1.2 Alienation under Land Development Ordinance

| S.No | District | Village Expansion scheme | | Highland settlement Scheme | | Manawari | | Major Irrigation | | Minor Irrigation | | Youth Settlement | |
|---|---|---|---|---|---|---|---|---|---|---|---|---|---|
| | | No of Lots | Extent (Ha) | No of Lots | Extent (Ha) | No of Lots | Extent (Ha) | No of Lots | Extent (Ha) | No of Lots | Extent (Ha) | No of Lots | Extent (Ha) |
| 1 | Jaffna | 8,788 | 1,093.45 | 0 | 0 | 0 | 0 | 0 | 0 | 0 | 0.00 | 192 | 55.26 |
| 2 | Kilinochchi | 27,127 | 11,929.36 | 1,194 | 982.69 | 1,604 | 1,886.00 | 317 | 38.52 | 510 | 291.50 | 2,322 | 2,265.38 |
| 3 | Manner | 15,147 | 4,545.29 | 295 | 129.55 | 92 | 72,059.00 | 2,759 | 2,544.11 | 954 | 1,090.03 | 120 | 88.26 |
| 4 | Mullaitivu | 33,445 | 17,351.28 | 3,456 | 4,877.83 | 1,384 | 1,161.13 | 1,036 | 1,265.45 | 2,194 | 2,214.26 | 2,481 | 2,829.13 |
| 5 | Vavuniya | 32,086 | 17,222.87 | 0 | 0 | 11 | 7,692.00 | 0 | 0 | 3,556 | 3,901.68 | 12 | 4.86 |
| **Total** | | **116,593** | **52,142.25** | **4,945** | **5,990.07** | **3,091** | **82,798.13** | **4,112** | **3,848.08** | **7,214** | **7,497.46** | **5,127** | **5,242.89** |

*Source : Department of Provincial Land Commissioner, NP*

## Table 1.3 Disposition of lands under State Land Ordinance

| S.No | District | Lease | | Vesting | | Release to Govt Dept | | Out Right Grant | | Pooja Oppo | | Special Leace | |
|---|---|---|---|---|---|---|---|---|---|---|---|---|---|
| | | No of Lots | Extent (Ha) | No of Lots | Extent (Ha) | No of Lots | Extent (Ha) | No of Lots | Extent (Ha) | No of Lots | Extent (Ha) | No of Lots | Extent (Ha) |
| 1 | Jaffna | 23 | 8.39 | 0 | 0 | 5 | 0.46 | 0 | 0 | 0 | 0 | 0 | 0 |
| 2 | Kilinochchi | 7 | 0.47 | 0 | 0 | 12 | 8.86 | 0 | 0 | 0 | 0 | 0 | 0 |
| 3 | Manner | 16 | 20.62 | 0 | 0 | 5 | 1.75 | 0 | 0 | 0 | 0 | 0 | 0 |
| 4 | Mullaitivu | 11 | 3.33 | 15 | 4.82 | 11 | 10.13 | 0 | 0 | 0 | 0 | 0 | 0 |
| 5 | Vavuniya | 44 | 10.82 | 1 | 94.92 | 3 | 4.60 | 12 | 1.18 | 0 | 0 | 0 | 0 |
| | Total | **101** | **43.63** | **16** | **99.74** | **36** | **25.80** | **12** | **1.18** | **0** | **0** | **0** | **0** |

*Source : Department of Provincial Land Commissioner, NP*

## Table 1.4 Major Colonization Schemes (Provincial)

| S.No | District | No of Schemes | High Land | | Paddy Land | | Total | |
|---|---|---|---|---|---|---|---|---|
| | | | No of Lots | Extent (Ha) | No of Lots | Extent (Ha) | No of Lots | Extent (Ha) |
| 1 | Jaffna | 0 | 0 | 0 | 0 | 0 | 0 | 0 |
| 2 | Kilinochchi | 15 | 3,194 | 2,545.34 | 3,208 | 3,849.39 | 6,402 | 6,394.74 |
| 3 | Mannar | 4 | 588 | 476.11 | 587 | 712.96 | 1,175 | 1,189.07 |
| 4 | Mullaitivu | 18 | 3,617 | 2,832.01 | 3,610 | 3,526.33 | 7,227 | 6,358.33 |
| 5 | Vavuniya | 4 | 583 | 495.44 | 591 | 848.98 | 1,174 | 1,344.43 |
| | **Total** | **41** | **7,982** | **6,348.90** | **7,996** | **8,937.66** | **15,978** | **15,286.57** |

*Source : Department of Provincial Land Commissioner, NP*

## Table 1.5 Major Colonization Schemes (Inter Provincial)

| S.No | District | No of Schemes | High Land | | Paddy Land | | Total | |
|---|---|---|---|---|---|---|---|---|
| | | | No of Lots | Extent (Ha) | No of Lots | Extent (Ha) | No of Lots | Extent (Ha) |
| 1 | Jaffna | 0 | 0 | 0 | 0 | 0 | 0 | 0 |
| 2 | Kilinochchi | 0 | 0 | 0 | 0 | 0 | 0 | 0 |
| 3 | Mannar | 0 | 0 | 0 | 0 | 0 | 0 | 0 |
| 4 | Mullaitivu | 0 | 0 | 0 | 0 | 0 | 0 | 0 |
| 5 | Vavuniya | 1 | 1,602 | 971.02 | 1,606 | 1,766.10 | 3,208 | 2,737.12 |
| | **Total** | **1** | **1,602** | **971.02** | **1,606** | **1,766.10** | **3,208** | **2,737.12** |

*Source : Department of Provincial Land Commissioner, NP*

## Table 1.6 Middle Class Colonization Schemes

| S.No | District | MCC Scheme | | | Lower MCCSchemes | | |
|---|---|---|---|---|---|---|---|
| | | No of Schemes | No of Lots | Extent (Ha) | No of Schemes | No of Lots | Extent (Ha) |
| 1 | Jaffna | 2 | 59 | 52.83 | 0 | 0 | 0 |
| 2 | Kilinochchi | 11 | 1,197 | 7,206.07 | 9 | 810 | 1,439.27 |
| 3 | Mannar | 0 | 0 | 0.00 | 0 | 0 | 0.00 |
| 4 | Mullaitivu | 19 | 1,003 | 4,724.74 | 4 | 71 | 144.00 |
| 5 | Vavuniya | 15 | 824 | 2,344.10 | 11 | 495 | 1,013.43 |
| | **Total** | **47** | **3,083** | **14,327.74** | **24** | **1,376** | **2,596.70** |

*Source : Department of Provincial Land Commissioner, NP*

## Table 1.7 Preparation of Grant under Land Development Ordinance

| S.No | District | Total No of LDO Allotments | Extent (Ha) | No of Grant Issued | Extent (Ha) | Balance to be Issued | Extent (Ha) |
|---|---|---|---|---|---|---|---|
| 1 | Jaffna | 8,149 | 1,063.81 | 279 | 1.44 | 7,870 | 1,062.37 |
| 2 | Kilinochchi | 36,133 | 31,053.53 | 2,186 | 235.03 | 33,947 | 30,818.50 |
| 3 | Mannar | 17,081 | 8,765.56 | 0 | 0 | 17,081 | 8,765.56 |
| 4 | Mullaitivu | 41,443 | 36,684.43 | 1,788 | 319.89 | 39,655 | 36,364.54 |
| 5 | Vavuniya | 32,678 | 26,058.16 | 1,191 | 75.88 | 31,487 | 25,982.28 |
| | **Total** | **135,484** | **103,625.49** | **5,444** | **632.24** | **130,040** | **102,993.26** |

*Source : Department of Provincial Land Commissioner, NP*

## Table 1.8 Regularization of Encroachments (Taken place prior to 15.06.1995)

| S.No | District | Total No of Encroachment | Extent (Ha) | Regularised | Extent (Ha) | Balance to be regularized | Extent (Ha) |
|---|---|---|---|---|---|---|---|
| 1 | Jaffna | 8,464 | 811.75 | 2,703 | 241.52 | 5,761 | 570.23 |
| 2 | Kilinochchi | 31,126 | 11,291.04 | 13,423 | 5,277.34 | 17,703 | 6,013.70 |
| 3 | Mannar | 27,149 | 7,832.03 | 13,683 | 4,107.94 | 13,466 | 3,724.09 |
| 4 | Mullaitivu | 24,567 | 6,534.42 | 12,312 | 5,335.06 | 12,255 | 1,199.36 |
| 5 | Vavuniya | 31,021 | 26,745.02 | 15,991 | 8,757.63 | 15,030 | 17,987.39 |
| | **Total** | **122,327** | **53,214.25** | **58,112** | **23,719.49** | **64,215** | **29,494.77** |

*Source : Department of Provincial Land Commissioner, NP*

## Weather & Climate

**Table 1.9 Monthly rain fall by District (In mm) NP - 2019**

| District | Jaffna | Kilinochchi | Mannar | Mullaitivu | Vavuniya |
|---|---|---|---|---|---|
| January | 0.0 | 1.5 | 0.5 | 0.0 | 0.4 |
| February | 5.9 | 40.0 | 63.5 | 14.0 | 98.9 |
| March | 3.2 | 0.0 | 0.0 | 0.0 | 0.0 |
| April | 36.4 | 41.0 | 19.8 | 127.0 | 102.5 |
| May | 0.0 | 8.0 | 0.0 | 11.0 | 48.6 |
| June | 21.7 | 0.0 | 0.0 | 0.0 | 0.6 |
| July | 89.3 | 9.0 | 0.0 | 0.0 | 1.0 |
| August | 83.1 | 17.5 | 0.6 | 0.0 | 111.0 |
| September | 172.7 | 76.5 | 142.4 | 57.0 | 120.6 |
| October | 446.0 | 343.0 | 474.6 | 335.0 | 414.4 |
| November | 292.2 | 358.5 | 144.7 | 352.0 | 180.4 |
| December | 225.3 | 540.4 | 188.8 | 407.0 | 349.3 |

*Source :- Department of Meteorology, Colombo*

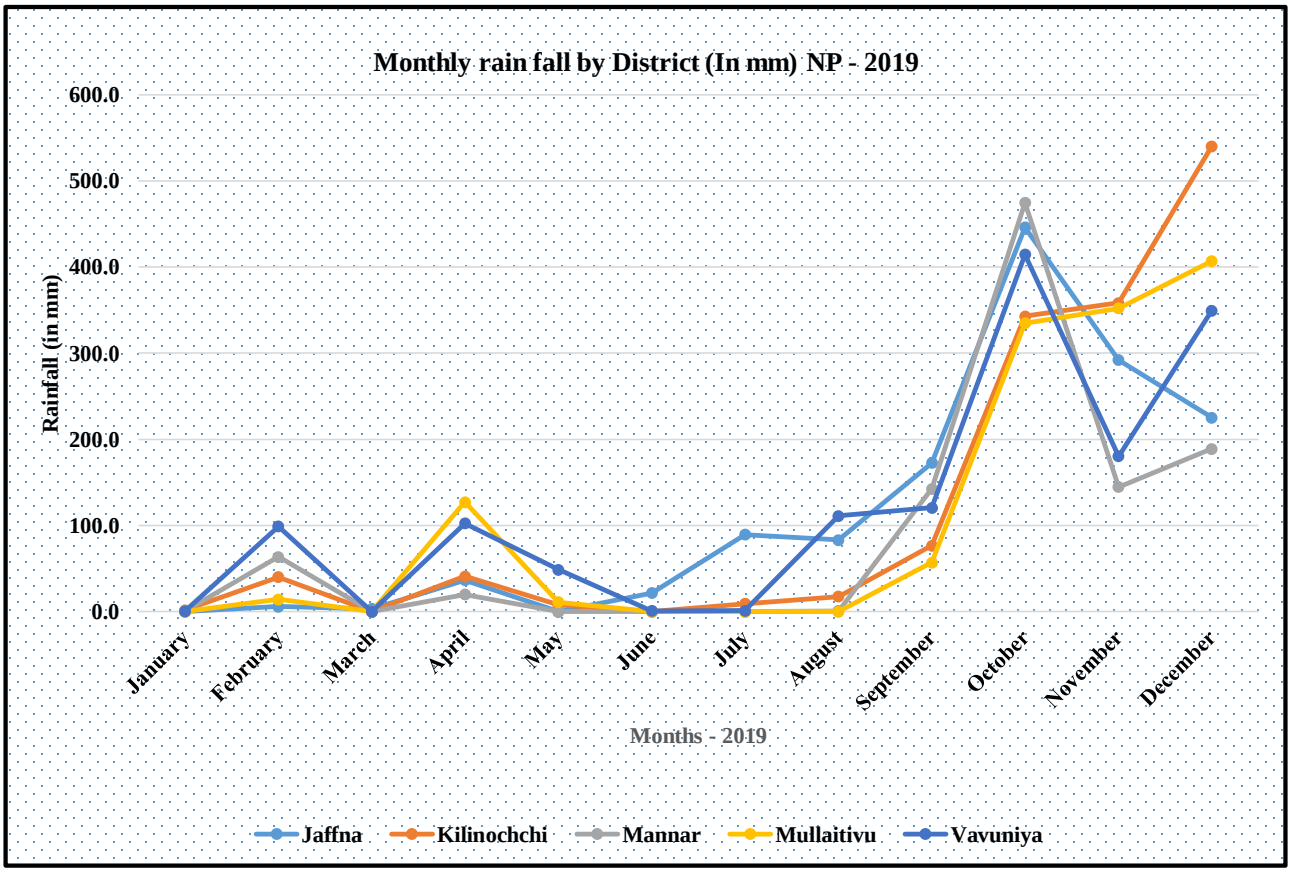

## Table 1.10 Mean Air Temperature, (In Celsius) NP - 2019

| MONTH | Jaffna | | Kilinochchi | | Mannar | | Mullaitivu | | Vavuniya | |
|---|---|---|---|---|---|---|---|---|---|---|
| | Max | Min | Max | Min | Max | Min | Max | Min | Max | Min |
| January | 28.7 | 21.1 | N/A | N/A | 29.2 | 24.2 | N/A | N/A | 30.1 | 20.4 |
| February | 31.0 | 23.4 | N/A | N/A | 31.0 | 25.1 | N/A | N/A | 31.9 | 22.5 |
| March | 33.4 | 23.8 | N/A | N/A | 33.0 | 25.0 | N/A | N/A | 35.0 | 22.7 |
| April | 34.7 | 26.1 | N/A | N/A | 33.5 | 26.4 | N/A | N/A | 36.8 | 24.3 |
| May | 34.0 | 28.6 | N/A | N/A | 32.6 | 28.5 | N/A | N/A | 36.0 | 25.5 |
| June | 33.7 | 28.5 | N/A | N/A | 31.9 | 28.7 | N/A | N/A | 36.7 | 26.1 |
| July | 32.9 | 27.6 | N/A | N/A | 31.7 | 27.8 | N/A | N/A | 36.6 | 25.5 |
| August | 31.8 | 26.8 | N/A | N/A | 31.3 | 27.4 | N/A | N/A | 34.9 | 25.4 |
| September | 31.5 | 26.0 | N/A | N/A | 31.1 | 26.7 | N/A | N/A | 34.0 | 24.7 |
| October | 30.7 | 24.4 | N/A | N/A | 30.2 | 24.7 | N/A | N/A | 31.5 | 23.1 |
| November | 30.7 | 24.2 | N/A | N/A | 30.7 | 25.6 | N/A | N/A | 31.6 | 23.2 |
| December | 29.3 | 23.5 | N/A | N/A | 29.4 | 24.9 | N/A | N/A | 29.7 | 22.7 |

*Source :- Department of Meteorology, Colombo*

## Table 1.11 Mean relative humidity (%), NP - 2019

| Month | Jaffna | | Kilinochchi | | Mannar | | Mullaitivu | | Vavuniya | |
|---|---|---|---|---|---|---|---|---|---|---|
| | Night | Day | Night | Day | Night | Day | Night | Day | Night | Day |
| January | N/A | 76 | N/A | N/A | 83 | 74 | N/A | N/A | N/A | 70 |
| February | N/A | 73 | N/A | N/A | 86 | 73 | N/A | N/A | N/A | 72 |
| March | N/A | 65 | N/A | N/A | 85 | 65 | N/A | N/A | N/A | 61 |
| April | N/A | 67 | N/A | N/A | 82 | 67 | N/A | N/A | N/A | 60 |
| May | N/A | 73 | N/A | N/A | 80 | 72 | N/A | N/A | N/A | 64 |
| June | N/A | 72 | N/A | N/A | 81 | 74 | N/A | N/A | N/A | 62 |
| July | N/A | 73 | N/A | N/A | 83 | 75 | N/A | N/A | N/A | 59 |
| August | N/A | 79 | N/A | N/A | 83 | 74 | N/A | N/A | N/A | 65 |
| September | N/A | 81 | N/A | N/A | 86 | 78 | N/A | N/A | N/A | 72 |
| October | N/A | 83 | N/A | N/A | 91 | 80 | N/A | N/A | N/A | 82 |
| November | N/A | 81 | N/A | N/A | 89 | 78 | N/A | N/A | N/A | 80 |
| December | N/A | 81 | N/A | N/A | 87 | 79 | N/A | N/A | N/A | 83 |

*Source :- Department of Meteorology, Colombo*

# Chapter - 02
# Administration

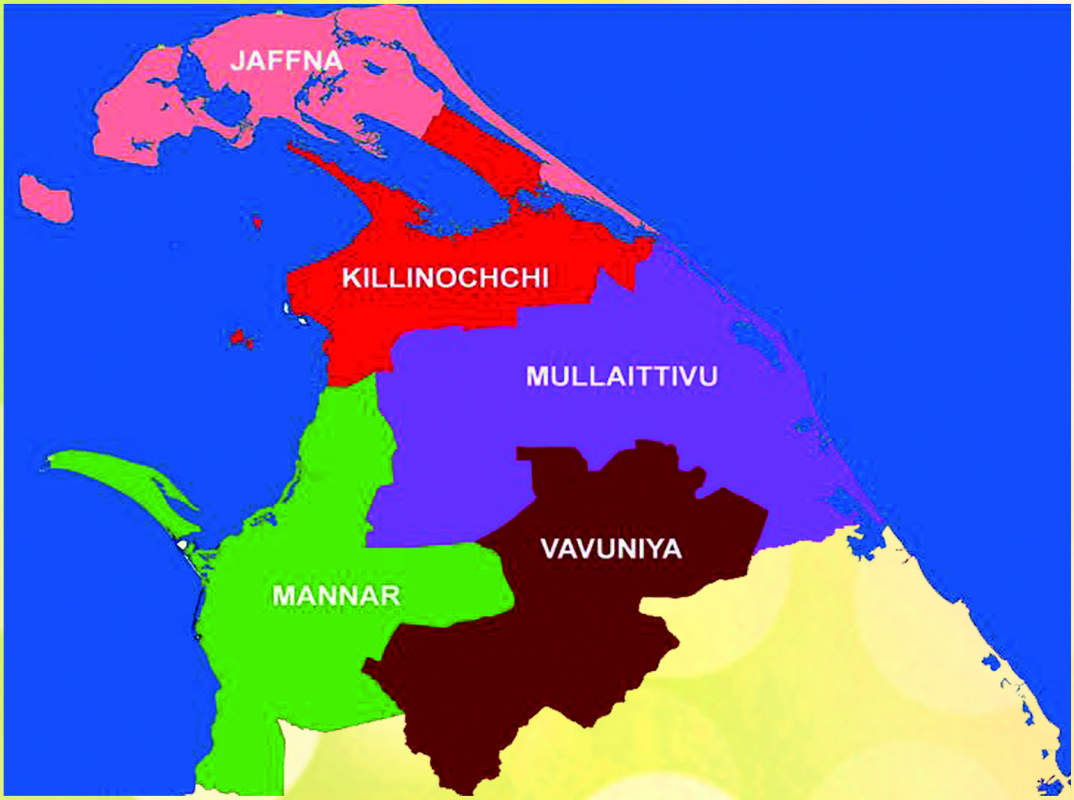

## Table 2.1 Area, GN Divisions, Villages by DS Divisions, NP - 2019

| S.No | Name of District | Name of DS Divion | Area Sq. Km | District Total | No.of GN Division | District Total | No.of Villages | District Total |
|---|---|---|---|---|---|---|---|---|
| 1 | Jaffna | Delft | 45.00 | 1025.00 | 6 | 435 | 25 | 1453 |
| | | Islands South | 78.00 | | 30 | | 77 | |
| | | Islands North | 30.00 | | 15 | | 48 | |
| | | Karainagar | 22.00 | | 9 | | 86 | |
| | | Jaffna | 17.00 | | 28 | | 50 | |
| | | Nallur | 38.00 | | 40 | | 57 | |
| | | Valikamam South West | 45.00 | | 28 | | 79 | |
| | | Valikamam West | 44.00 | | 25 | | 80 | |
| | | Valikamam South | 30.00 | | 30 | | 149 | |
| | | Valikamam North | 57.00 | | 45 | | 177 | |
| | | Valikamam East | 102.00 | | 31 | | 111 | |
| | | Thenmaradchy | 221.00 | | 60 | | 138 | |
| | | Vadamaradchy South West | 88.00 | | 35 | | 187 | |
| | | Vadamaradchy North | 29.00 | | 35 | | 148 | |
| | | Vadamaradchy East | 179.00 | | 18 | | 41 | |
| 2 | Kilinochchi | Karachchi | 358.00 | 1279.00 | 42 | 95 | 115 | 354 |
| | | Kandawalai | 318.00 | | 16 | | 103 | |
| | | Poonagary | 439.00 | | 19 | | 92 | |
| | | Pallai | 164.00 | | 18 | | 44 | |
| 3 | Mullaitivu | Maritimepattu | 706.00 | 2693.00 | 46 | 136 | 219 | 632 |
| | | Puthukkudiyiruppu | 330.00 | | 19 | | 179 | |
| | | Oddusuddan | 679.00 | | 27 | | 114 | |
| | | Thunukkai | 329.00 | | 20 | | 35 | |
| | | Manthai East | 490.00 | | 15 | | 68 | |
| | | Welioya | 159.00 | | 9 | | 17 | |
| 4 | Mannar | Mannar Town | 226.88 | 2002.07 | 49 | 153 | 153 | 616 |
| | | Nanaddan | 129.25 | | 31 | | 164 | |
| | | Musali | 474.22 | | 20 | | 115 | |
| | | Manthai West | 658.90 | | 36 | | 126 | |
| | | Madhu | 512.82 | | 17 | | 58 | |
| 5 | Vavuniya | Vavuniya | 614.00 | 1891.00 | 42 | 102 | 221 | 511 |
| | | Vavuniya South | 200.00 | | 20 | | 87 | |
| | | Vavuniya North | 669.00 | | 20 | | 110 | |
| | | Vengalacheddikulam | 408.00 | | 20 | | 93 | |
| **Total** | | | | **8890.07** | | **921** | | **3566** |

*Source:- District Secretariats, NP*

## Table 2.2 Local Authorities functioning by District, NP - 2019

| District | No.of.Municipal Council | No.of Urban Council | No.of Pradeshiya Saba | No. of Pradeshiya Saba Sub Office |
|---|---|---|---|---|
| Jaffna | 1 | 3 | 13 | 45 |
| Kilinochchi | - | - | 3 | 8 |
| Mannar | - | 1 | 4 | 15 |
| Mullaitivu | - | - | 4 | 8 |
| Vavuniya | - | 1 | 4 | 8 |
| **Total** | **1** | **5** | **28** | **84** |

*Source : Department of Local Government, NP*

## Table 2.3 Detail of Local Authorities by location and District, NP - 2019

| District: | Name of the Local Authority | Location |
|---|---|---|
| Jaffna | Jaffna MC | Jaffna |
| | Chavakachcheri Urban Council | Chavakachcheri |
| | Point Pedro UC | College Road Point Pedro |
| | Valvettithurai UC | K.K.S Road Valvettithurai |
| | Chavakachcheri PS | Kodikamam |
| | Point Pedro PS | Puloly |
| | Vadamaratchi South West PS | Karaveddy |
| | Nallur PS | Kokkuvil |
| | Vali North PS | Kollankaladdy |
| | Vali South PS | Chunnakam |
| | Vali West PS | Chulipuram |
| | Vali East PS | Puththur |
| | Vali South West PS | Manipay |
| | Velanai PS | Vangalavadi |
| | Kayts PS | Island North |
| | Delft PS | Delft |
| | Karainagar PS | Valanthalai Karainagar |

| District: | Name of the Local Authority | Location |
|---|---|---|
| Kilinochchi | Karachchi PS | Kilinochci Town |
| | Pachchilaippalli PS | Palai Town |
| | Poonakary PS | Poonagary Town |
| Mannar | Mannar Urban Council | Mannar Town |
| | Mannar PS | Pesalai |
| | Nanattan PS | Nanattan |
| | Manthai West PS | Adampan |
| | Musali PS | Chilawathurai |
| Mullaitivu | Maritimepattu Ps | Kovilkudiyiruppu |
| | Puthukkudiyiruppu Ps | Puthukkudiyiruppu |
| | Thunukkai Ps | Thunukkai |
| | Manthai East PS | Pandiyankulam |
| Vavuniya | Urban Council, Vavuniya | Vavuniya Town |
| | Vavuniya South Tamil PS | Nelunkulam |
| | Vavuniya South Sinhala PS | Iraperiyakulam |
| | Vengalacheddikulam PS | Cheddikulam |
| | Vavunuya North PS | Nedunkerny |

*Source : Department of Local Government, NP*

## Table 2.4 Area, Services, Institution of Local Authorities, NP – 2019
## Table 2.4.1. Jaffna District

| Discription | Unit | MC Jaffna | Valvettithurai UC | Chavakachcheri UC | Pointpedro UC | Velanai PS | Kayts PS | Delft PS | Nallur PS |
|---|---|---|---|---|---|---|---|---|---|
| Area | Sq.km | 20.2 | 5.0 | 31.3 | 4.6 | 98.4 | 32.5 | 47.5 | 20.6 |
| No of Voters | Nos | 56,830 | 6,214 | 12,490 | 7,921 | 12,763 | 7,715 | 3,235 | 27,733 |
| Members Elected | Nos | 45 | 17 | 18 | 15 | 20 | 13 | 13 | 20 |
| No of Employees | Nos | 1,238 | 77 | 92 | 81 | 72 | 65 | 33 | 138 |
| No of Building Approval Granted | Nos | 504 | 44 | 123 | 91 | 71 | 15 | 35 | 461 |
| No of Building Approval Rejected | Nos | - | 36 | - | 24 | - | 2 | 1 | 11 |
| ***Service Maintained by Local Authority*** | | | | | | | | | |
| Market | Nos | 8 | 2 | 1 | 2 | 10 | 7 | 2 | 2 |
| Clinics | Nos | 10 | - | 3 | - | - | - | 2 | 5 |
| Dispensaries | Nos | 1 | - | 3 | 2 | - | - | 0 | 3 |
| Ayurvedic Hospital | Nos | 9 | - | - | - | 2 | 2 | 1 | 3 |
| Fair (pola) | Nos | - | - | - | - | 1 | - | 0 | 2 |
| Stalls | Nos | 546 | 230 | 137 | - | 23 | 244 | 44 | 137 |
| Slaughter House | Nos | 1 | | 1 | 1 | 1 | 1 | | 1 |
| Cemetery | Nos | 6 | 5 | 2 | 2 | 13 | 16 | 6 | 10 |
| ***Institution Maintained by Local Authority*** | | | | | | | | | |
| Libraries | Nos | 6 | 1 | 3 | 1 | 5 | 4 | 2 | 3 |
| **Water Supply** | | | | | | | | | |
| 1) Pipe borned | Nos | 1967 | - | 81 | - | 1 | - | 302 | - |
| 2) Tube Well | Nos | 34 | 2 | 6 | 2 | - | 6 | 0 | 16 |
| 3) Public wells (Dug Wells | Nos | 28 | 3 | 39 | 3 | 115 | 10 | 68 | 19 |
| ***Human Resources*** | | | | | | | | | |
| Approved Cadre - Schedule Post | Nos | 384 | 32 | 49 | 34 | 37 | 34 | 16 | 51 |
| Unschedule Post | Nos | 854 | 54 | 69 | 66 | 52 | 49 | 22 | 87 |
| Existing - Schedule Post | Nos | 281 | 33 | 42 | 33 | 28 | 26 | 14 | 51 |
| Unschedule Post | Nos | 724 | 43 | 52 | 47 | 46 | 39 | 14 | 75 |
| Vacancies - Schedule Pos | Nos | 103 | 1 | 9 | 2 | 9 | 8 | 2 | 1 |
| Unschedule Post | Nos | 130 | 11 | 17 | 19 | 7 | 10 | 8 | 7 |
| Excess - Schedule Post | Nos | - | 1 | 2 | 1 | – | - | 1 | 1 |
| Unschedule Post | Nos | - | - | - | - | 1 | - | 0 | - |

*Source : Department of Local Government, NP*

## Area, Services, Institution of Local Authorities, NP – 2019, Cont…..

| Description | Unit | Karainagar PS | Valikamam South West PS | Valikamam West PS | Valikamam South PS | Valikamam North PS | Valikamam East PS | Chava PS | Vadamaradchi South West PS | Pointpedro PS |
|---|---|---|---|---|---|---|---|---|---|---|
| Area | Sq.km | 21.7 | 50.2 | 47.3 | 33.3 | 61.3 | 102.2 | 201.0 | 68.95 | 185.0 |
| No of Voters | Nos | 8,325 | 38,191 | 34,915 | 37,223 | 60,278 | 59,811 | 44,380 | 35,538 | 30,367 |
| Elected Members | Nos | 11 | 28 | 25 | 30 | 39 | 38 | 31 | 31 | 21 |
| No of Employees | Nos | 39 | 126 | 80 | 130 | 122 | 98 | 82 | 103 | 74 |
| No of Building Approval Granted | Nos | 135 | 199 | 198 | 349 | 229 | 493 | 242 | 276 | 99 |
| No of Building Approval Rejected | Nos | 1 | 43 | 143 | - | - | - | - | 8 | - |
| ***Service Maintained by Local Authority*** | | | | | | | | | | |
| Market | Nos | 2 | 9 | 9 | 5 | 8 | 9 | 8 | 8 | 5 |
| Clinics | Nos | - | 14 | - | - | - | 13 | - | .- | - |
| Dispensaries | Nos | - | 15 | 3 | - | 4 | 5 | - | 3 | 2 |
| Ayurvedic Hospital | Nos | 1 | 1 | 3 | 2 | - | 5 | 4 | 3 | 2 |
| Fair (pola) | Nos | 2 | 1 | 1 | - | - | - | - | .- | 2 |
| Stalls | Nos | 130 | 636 | 90 | - | - | - | - | .- | 28 |
| Slaughter House | Nos | - | - | 1 | 1 | 1 | - | 1 | 1 | 2 |
| Cemetry | Nos | 5 | 18 | 18 | 19 | 21 | 38 | 45 | 13 | 37 |
| Others | Nos | - | - | - | - | - | - | - | - | - |
| ***Institution Maintained by Local Authority*** | | | | | | | | | | |
| Libraries | Nos | 2 | 4 | 4 | 3 | 4 | 5 | 6 | 4 | 3 |
| **Water Supply** | | | | | | | | | | |
| 1) Pipe borned water | Nos | - | - | 6 | - | 2 | 1 | - | 3 | - |
| 2) Tube Well | Nos | 14 | 14 | 11 | 20 | 11 | 6 | 145 | 27 | 2 |
| 3) Public wells | Nos | 18 | 14 | 77 | 12 | 12 | 48 | 187 | 40 | 53 |
| ***Human Resources*** | | | | | | | | | | |
| Approved Cadre - Schedule Post | Nos | 23 | 64 | 44 | 55 | 55 | 59 | 38 | 58 | 36 |
| Unschedule Post | | 23 | 73 | 59 | 74 | 70 | 75 | 60 | 64 | 47 |
| Existing - Schedule Post | Nos | 19 | 61 | 38 | 53 | 55 | 58 | 34 | 53 | 33 |
| Unschedule Post | Nos | 21 | 65 | 42 | 57 | 67 | 40 | 48 | 50 | 41 |
| Vacancies - Schedule Post | Nos | 4 | 3 | 8 | 4 | 3 | 1 | 4 | 6 | 5 |
| Unschedule Post | | 2 | 8 | 17 | 17 | 3 | 35 | 12 | 14 | 6 |
| Excess - Schedule Post | | - | - | 2 | 2 | 3 | - | - | 1 | 1 |
| Unschedule Post | Nos | - | - | - | - | - | - | - | - | - |

*Source : Department of Local Government, NP*

## Area, Services, Institution of Local Authorities, NP – 2019
## Table 2.4.2 Kilinochchi District

| Description | Unit | Karachchi Pradeshiya Sabha | Poonakari Pradeshiya Sabha | Pachchilaipallai Pradeshiya Sabha |
|---|---|---|---|---|
| Area | Sq.km | 620.7 | 448.8 | 167.7 |
| No of Voters | Nos | 63,087 | 15,887 | 10,564 |
| No of Members Elected | Nos | 35 | 20 | 13 |
| No of Employees | Nos | 119 | 72 | 58 |
| No of Building Approval Granted | Nos | 180 | 7 | 130 |
| No of Building Approval Rejected | Nos | - | - | - |
| ***Service Maintained by Local Authority*** | | | | |
| Market | Nos | 20 | 8 | 3 |
| Clinics | Nos | - | - | - |
| Dispensaries | Nos | 3 | 3 | 1 |
| Fair (Pola) | Nos | 1 | - | 3 |
| No of Stalls | Nos | 2,879 | 496 | 60 |
| Others | Nos | - | - | - |
| ***Institution Maintained by Loca Authority*** | | | | |
| Libraries | Nos | 4 | 3 | 3 |
| Water | Nos | - | - | - |
| 1. Stand Post | Nos | 113 | 2 | 2 |
| 2. Tube wells | Nos | 6 | 20 | 9 |
| 2. Public wells | Nos | 22 | 172 | 194 |
| ***Human Resources*** | | | | |
| Approved Cadre Schedule Post | Nos | 39 | 28 | 30 |
| Unschedule Post | Nos | 80 | 44 | 46 |
| Existing - Schedule Post | Nos | 39 | 27 | 28 |
| Unschedule Post | Nos | 59 | 18 | 30 |
| Vacancies - Schedule Post | Nos | - | 1 | 2 |
| Unschedule Post | Nos | 21 | 26 | 16 |
| Excess - Schedule Post | Nos | - | - | - |
| Unschedule Post | Nos | - | - | - |

*Source : Department of Local Government, NP*

## Area, Services, Institution of Local Authorities, NP – 2019
## Table 2.4.3. Mullaitivu District

| Description | Unit | Maritimepattu Pradeshiya Sabha 2019 | Thunukkai Pradeshiya Sabha 2019 | Manthai East Pradeshiya Sabha 2019 | Puthukudiyiruppu Pradeshiya Sabha 2019 |
|---|---|---|---|---|---|
| Area | Sq.km | 728.6 | 326 | 494 | 968 |
| No of Voters | Nos | 33,867 | 7458 | 5184 | 36783 |
| Members Elected | Nos | 24 | 8 | 13 | 22 |
| No of Employees | Nos | 76 | 44 | 38 | 65 |
| No of Building Approval Granted | Nos | 52 | 11 | 4 | 78 |
| No of Building Approval Rejected | Nos | - | - | - | 13 |
| ***Service Maintained by Local Authority*** | | | | | |
| Market | Nos | 13 | 4 | 5 | 7 |
| Clinics | Nos | - | - | - | - |
| Dispensaries | Nos | - | - | - | - |
| Ayurvedic Hospital | Nos | 1 | 1 | 1 | 2 |
| Fair (pola) | Nos | 0 | - | - | - |
| Stalls | Nos | 78 | 34 | - | 66 |
| Slaughter House | Nos | 1 | 1 | - | 2 |
| Cemetery | Nos | 31 | 17 | 11 | 43 |
| ***Institution Maintained by Local Authority*** | | | | | |
| Libraries | Nos | 4 | 3 | `1 | 3 |
| **Water Supply** | | | | | |
| 1) Pipe borned | Nos | 3 | 2 | - | 30 |
| 2) Tube Well | Nos | 45 | 14 | 25 | 119 |
| 3) Public wells (Dug Wells) | Nos | 156 | 67 | 47 | 231 |
| ***Human Resources*** | | | | | |
| Approved Cadre - Schedule Post | Nos | 36 | 20 | 19 | 27 |
| Unschedule Post | Nos | 55 | 26 | 19 | 53 |
| Existing - Schedule Post | Nos | 33 | 19 | 15 | 25 |
| Unschedule Post | Nos | 47 | 24 | 16 | 39 |
| Vacancies - Schedule Post | Nos | 3 | 1 | 4 | 2 |
| Unschedule Post | Nos | 8 | 1 | 3 | 14 |
| Excess - Schedule Post | Nos | 1 | - | - | 1 |
| Unschedule Post | Nos | 1 | - | - | - |

*Source : Department of Local Government, NP*

## Area, Services, Institution of Local Authorities, NP – 2019
## Table 2.4.4. Mannar District

| Description | Local Authorities | | | | | |
|---|---|---|---|---|---|---|
| | Unit | Mannar Urban Council 2019 | Mannar Pradeshiya Sabha 2019 | Manthai West Pradeshiya Sabha 2019 | Musali Pradeshiya Sabha 2019 | Nanattan Pradeshiya Sabha 2019 |
| Area | Sq.m | 27.9 | 189.1 | 1,183.4 | 458.3 | 271.3 |
| No of Voters | No | 14,770 | 22,468 | 18,310 | 15,333 | 19,352 |
| No of Members Elected | No | 16 | 21 | 25 | 16 | 16 |
| No of Employees | No | 101 | 76 | 60 | 52 | 67 |
| No of Building Approval Granted | Nos | 260 | 113 | 173 | 395 | 230 |
| No of Building Approval Rejected | Nos | 19 | - | 1 | 10 | - |
| ***Service Maintained by Local Authority*** | | | | | | |
| Market | No | 3 | 3 | 2 | 2 | 6 |
| Clinics | No | - | 1 | - | - | - |
| Dispensaries | No | - | 1 | 1 | - | 1 |
| Fair (pola) | No | 1 | - | - | - | - |
| Stalls | No | 173 | 43 | 64 | 8 | 115 |
| Slaughter House | No | 1 | 5 | 5 | 2 | 3 |
| Cemetry | No | 3 | 1 | 6 | | 22 |
| ***Institution Maintained by Loca Authority*** | | | | | | |
| Libraries | No | 1 | 6 | 5 | 3 | 3 |
| **Water Supply** | | | | | | |
| 1. Stand Post | No | - | - | - | 2 | - |
| 2. Tube Wells | No | - | 29 | 98 | 1 | 9 |
| 3. Public wells | No | 3 | 9 | 110 | 2 | 128 |
| ***Human Resources*** | | | | | | |
| Approved Cadre - Schedule Post | No | 40 | 38 | 25 | 23 | 26 |
| Unschedule Post | No | 70 | 51 | 40 | 39 | 39 |
| Existing - Schedule Post | No | 38 | 34 | 22 | 21 | 26 |
| Unschedule Post | No | 55 | 42 | 38 | 31 | 40 |
| Vacancies - Schedule Post | No | 4 | 4 | 3 | 2 | 1 |
| Unschedule Post | No | 15 | 9 | 2 | 8 | - |
| Excess - Schedule Post | No | 2 | - | - | - | - |
| Unschedule Post | No | 0 | - | - | | 1 |

*Source : Department of Local Government, NP*

## Area, Services, Institution of Local Authorities, NP – 2019
## Table 2.4.5 Vavuniya District

| Description | Unit | Local Authorities | | | | |
|---|---|---|---|---|---|---|
| | | Urban Council, Vavuniya 2019 | Vavuniya South Tamil Pradeshiya Sabha 2019 | Vavuniya South Sinhala Pradeshiya Sabha 2019 | Vavuniya North Pradeshiya Sabha 2019 | Vengala cheddikulam Pradeshiya Sabha 2019 |
| Area | Sq.km | 22.5 | 588.2 | 188.5 | 769.6 | 413.0 |
| No of Voters | No | 20,835 | 55,005 | 12,164 | 12,166 | 17,052 |
| No of Members Elected | No | 21 | 30 | 18 | 26 | 17 |
| No of Employees | No | 144 | 70 | 39 | 58 | 52 |
| No of Building Approval Granted | Nos | 88 | 510 | 94 | 5 | 5 |
| No of Building Approval Rejected | Nos | - | 92 | 0 | 83 | - |
| ***Service Maintained by Local Authority*** | | | | | | |
| Market | No | 7 | 1 | 3 | 3 | 2 |
| Clinics | No | - | - | - | - | - |
| Dispensaries | No | - | 4 | 1 | 2 | 7 |
| Fair (pola) | No | | - | - | 1 | - |
| No of Stalls | No | 295 | 9 | - | 37 | 28 |
| Others | No | - | - | - | - | - |
| ***Institution Maintained by Local Authority*** | | | | | | |
| Libraries | No | 1 | 2 | 2 | 3 | 2 |
| **Water Supply** | | | | | | |
| 1. Stand Post | No | - | - | - | - | - |
| 2. Tube wells | No | 107 | 434 | 220 | 133 | 308 |
| 3. Public Well | No | 23 | 144 | 68 | 62 | 177 |
| ***Human Resources*** | | | | | | |
| Approved Cadre - Schedule Post | No | 49 | 29 | 22 | 27 | 30 |
| Unschedule Post | No | 134 | 48 | 28 | 40 | 47 |
| Existing - Schedule Post | No | 43 | 28 | 21 | 23 | 20 |
| Unschedule Post | No | 101 | 42 | 18 | 35 | 32 |
| Vacancies - Schedule Post | No | 6 | 3 | 1 | 4 | 10 |
| Unschedule Post | No | 33 | 6 | 10 | 5 | 15 |
| Excess - Schedule Post | No | - | 2 | - | - | - |
| Unschedule Post | No | - | - | - | - | - |

*Source : Department of Local Government, NP*

## Table 2.5 Revenue of Local Authorities, NP - 2019
## Table 2.5.1 Jaffna District

| Description | Municipal Council Jaffna | Valvettithurai UC | Chava UC | Pointpedro UC | Velanai PS | Kayts PS |
|---|---|---|---|---|---|---|
| | Rs | Rs. | Rs. | Rs. | Rs. | Rs. |
| ***Revenue Collected by Local Authorities with a breakup*** | | | | | | |
| 1. Rate and Tax | 84,852,078.14 | 5,736,116.62 | | 9,285,413.82 | 3,054,856.84 | 250.00 |
| 2. Rent | 81,018,182.64 | 1,741,350.00 | 25,222,040.09 | 10,270,208.75 | 1,193,760.00 | 2,918,986.54 |
| 3. Trade Licence | 25,427,056.26 | 720,350.00 | 940,291.20 | 862,990.00 | 959,735.39 | 374,446.00 |
| 4. Service Charge | 44,218,470.85 | 993,800.00 | 3,592,610.94 | 2,499,830.00 | 550,825.00 | 104,848.97 |
| 5. Fines and penalties | 6,448,870.34 | 481,060.78 | 4,367,319.33 | 74,260.00 | 745,700.40 | 610,532.48 |
| 6. Other Revenue | 86,934,093.91 | 1,138,035.64 | 23,253,666.94 | 13,418,307.83 | 3,125,825.58 | 10,757,630.32 |
| 7. Revenue Grant | 485,973,784.84 | - | 45,126,322.71 | 40,336,027.51 | 35,329,669.17 | 32,682,122.60 |
| 8. Grant | - | - | 3,839,164.50 | 4,341,146.60 | - | 4,394,190.47 |
| Deposit | 76,420,942.39 | - | - | 81,088,184.51 | 17,232,487.59 | 3,963,100.45 |
| Market stalls Income | 38,601,032.95 | - | 1,233,343.15 | 2,041,325.00 | - | 500,445.00 |
| Market Tender for other Business | 15,220,050.34 | 1,281,602.00 | | 8,211,650.00 | - | 804,384.44 |
| Rent for Quarters | - | | 73,600.00 | - | - | - |
| Rent for Rest House | - | - | - | - | - | - |
| Entartainment Tax | 13,412,048.03 | | 840,349.24 | - | - | - |
| Stamp duties | 151,834,764.71 | 9,386,447.40 | 21,070,140.30 | - | - | 2,053,616.40 |
| Fine from Courts | 5,569,892.38 | 1,715,032.00 | 5,532,433.33 | - | 6,277,359.45 | 568,141 |
| Vehicle and Animal fee -Licence | 156,090.00 | 38,920.00 | 4,780.00 | 26,270.00 | - | 4,196.00 |
| -Trade License | 6,368,305.47 | | 151,537.40 | 581,410.00 | - | 360,050.00 |
| -Advertisement fee | 4,946,828.29 | 19,980.00 | 591,250.59 | 218,310.00 | - | 247,124.00 |
| -Service fee | - | - | - | - | - | - |
| -Others | 8,302,000.00 | - | - | - | - | 136,264 |
| Property Tax | - | - | | - | - | - |
| 1. Commercial | - | - | | 3,342,749 | - | - |
| 2. Residental | - | - | 874,850.00 | 5,942,665 | - | - |
| 3.Industries | - | - | | - | - | - |
| 4.Business | - | - | | - | - | - |
| Registerd under Local Authorities | - | - | - | - | - | - |

*Source : Department of Local Government, NP*

## Revenue of Local Authorities, NP - 2019
## Cont …

| Description | Delft PS | Nallur PS | Karainagar PS | Vadamarachi South West PS | Valikamam West PS | Valikamam South PS |
|---|---|---|---|---|---|---|
| | Rs. | Rs. | Rs. | Rs. | Rs. | Rs. |
| ***Revenue Collected by Local Authorities with a breakup*** | | | | | | |
| 1. Rate and Tax | 59,900.00 | 5,182,204.34 | 5,994,360.00 | 35,779.57 | 5,380,971.31 | 11,122,907.10 |
| 2. Rent | 1,351,000.00 | 32,153,769.57 | 1,735,890.00 | 15,558,422.29 | 15,666,720.01 | 44,749,500.69 |
| 3. Trade Licence | 430,898.00 | 2,465,692.63 | 402,663.00 | 1,881,250.00 | 1,980,660.00 | 9,790,162.59 |
| 4. Service Charge | 4,428,110.00 | 5,206,624.25 | 3,139,760.00 | 2,224,397.74 | 938,688.50 | 2,379,531.72 |
| 5. Fines and penalties | 207,220.00 | 4,262,174.65 | 295,332.22 | 187,905.53 | 223,724.03 | 2,010,712.95 |
| 6. Other Revenue | 500,995.66 | 83,783,078.54 | 4,603,455.74 | 23,946,496.59 | 11,532,162.27 | 73,053,262.67 |
| 7. Revenue Grant | 19,125,828.12 | 64,540,589.96 | 20,035,496.27 | 60,197,837.82 | 45,934,186.76 | 57,622,504.03 |
| 8. Grant | 976,315 | 1,818,768 | - | 7,274,434.11 | 9,065,246.53 | - |
| Deposit | 1,568,555 | 69,472,333.07 | 439,327.95 | 7,630,641.58 | 10,085,389.27 | 22,387,966.24 |
| Market stalls Income | - | - | 196,250 | 29,080,400.00 | 9,318,188.01 | 7,026,620.00 |
| Market Tender for other Business | - | - | - | 12,493,522.29 | 2,382,006 | 37,561,729.02 |
| Rent for Quarters | - | - | - | .- | - | 48,000.00 |
| Rent for Rest House | - | - | - | .- | - | - |
| Entartainment Tax | - | - | 10,250 | .- | - | 30,000.00 |
| Stamp Fees | - | 3,418,965.00 | 2,094,448.95 | 4,911,013.80 | - | 51,420,643.28 |
| Fine from Courts | - | - | 268,328.00 | .- | - | 1,713,467 |
| Vehicle and Animal -Licence fee | - | - | 2,188.00 | 11,160.00 | 3,864.00 | 2,640.00 |
| Trade License | - | - | 400,475 | 1,134,800.00 | 1,858,200.00 | 2,450,342.59 |
| Advertisement fee | - | 1,452,160 | 161,525 | 270,250.00 | 75,596.00 | 237,800.00 |
| Service fee | - | - | 210,080 | .- | 253,600.00 | 2,379,531.72 |
| Others | - | - | - | .- | 139,944,259.32 | - |
| Property Tax | - | - | - | - | 7,103,634.79 | - |
| 1. Commercial | - | - | - | - | | - |
| 2. Residental | - | - | - | - | | 11,037,907.10 |
| Indusries | - | - | - | - | | - |
| Business | - | - | - | - | | - |
| Registerd under Local Authorities | - | - | - | - | | - |
| Others | - | - | - | - | - | - |

*Source : Department of Local Government, NP*

## Revenue of Local Authorities, NP - 2019 Cont …

| Description | Valikamam North PS | Valikamam East PS | Chava PS | Valikamam South West PS | Pointpedro PS |
|---|---|---|---|---|---|
| | Rs. | Rs. | Rs. | Rs | Rs. |
| ***Revenue Collected by Local Authorities with a breakup*** | | | | | |
| 1. Rate and Tax | 96,516.09 | 4,902,927.52 | 395,581.35 | 7,901,069.86 | 1,066,047.80 |
| 2. Rent | 5,758,464.34 | 20,668,545.60 | 15,123,131.05 | 17,886,020.15 | 5,737,838.00 |
| 3. Trade Licence | 2,781,926.50 | 3,421,605.00 | 3,428,163.64 | 3,301,407.00 | 147,376,232.00 |
| 4. Service Charge | 8,408,347.72 | 3,119,935.53 | 3,716,791.60 | 1,632,827.00 | 3,687,765.21 |
| 5. Fines and penalties | 140,351.23 | 1,036,125.33 | 282,700.18 | 327,966.18 | 738,321.00 |
| 6. Other Revenue | 5,207,546.83 | 12,000,484.28 | 292,183.25 | 18,159,781.58 | 12,232,661.32 |
| 7. Revenue Grant | 68,722,484.69 | 96,712,741.01 | 44,285,067.22 | 61,654,723.60 | 38,828,037.04 |
| 8. Grant | 17,677,854.94 | 15,235,430.00 | - | 7,293,220.26 | 6,575,507.10 |
| Deposit | 7,566,220.77 | 15,462,393.44 | 33,829,488.10 | - | 10,856,097.07 |
| Market stalls Income | 742,800.80 | 20,551,265.60 | - | 1,083,500.00 | 454,100.00 |
| Market Tender for other Business | 3,165,082.50 | - | - | 5,304,848.40 | - |
| Rent for Quarters | - | - | - | - | - |
| Rent for Rest House | - | - | - | - | - |
| Entartainment Tax | 2,000.00 | - | - | 48,758.00 | 1,048,165.00 |
| Stamp Fees | 283,022.02 | 61,676,067.42 | 18,202,210.29 | 38,715,431.04 | 4,077,721.79 |
| Fine from Courts | - | 3,396,582.73 | - | 1,991,358.00 | 302,166.67 |
| Vehicle and Animal -Licence fee | 14,688.00 | - | - | 468.00 | 136,418.32 |
| Trade License | 1,739,700.00 | 2,969,150.00 | - | 3,159,459.00 | 1,025,700.00 |
| Advertisement fee | 887,538.50 | 669,400.00 | - | 93,100.00 | 86,600.00 |
| Service fee | - | 2,948,360.53 | - | 92,570.00 | - |
| Others | - | 12,000,484.28 | - | - | - |
| Property Tax | 94,516.09 | 4,902,927.52 | - | - | - |
| 1. Commercial | - | 2,633,163.23 | - | 1,570,462.31 | - |
| 2. Residental | - | 2,269,764.29 | - | 6,281,849.49 | 16,682.00 |
| Indusries | - | - | - | - | - |
| Business | - | - | - | - | - |
| Registerd under Local Authorities | - | - | - | - | - |

*Source : Department of Local Government, NP*

## Revenue of Local Authorities
## Table 2.5.2. Kilinochchi District

| Description | Unit | Local Authorities | | |
|---|---|---|---|---|
| | | Karachchi Pradeshiya Sabha | Poonakari Pradeshiya Sabha | Pachchilai pallai Pradeshiya Sabha |
| ***Revenue Collected Local Authorities with a breakup*** | | | | |
| 1. Rate and Tax | Rs. | - | 197,570.00 | 5,332,208.71 |
| 2. Rent | Rs. | 44,714,257.00 | 1,821,004.48 | 523,216.00 |
| 3. Trade Licence | Rs. | 9,120,787.00 | 461,036.00 | 1,168,294.68 |
| 4. Service Charge | Rs. | 9,758,025.00 | 485,067.16 | 5,293,906.84 |
| 5. Fines and penalties | Rs. | 720,040.00 | 4,442,873.65 | 19,606,088.99 |
| 6. Other Revenue | Rs. | 14,441,867.00 | 554,784.18 | 28,610,133.87 |
| 7. Revenue Grant | Rs. | 51,948,614.00 | 21,205,231.74 | 5,964,489.42 |
| 8. Grant | Rs. | 17,246,481.00 | - | 9,575,052.05 |
| Deposit | Rs. | 23,258,841.00 | 3,495,168.66 | 1,395,970.00 |
| Market stalls Income | Rs. | - | - | 2,318,466.00 |
| Market Tender for other Business | Rs. | - | - | - |
| Rent for Quarters | Rs. | - | - | - |
| Rent for Rest House | Rs. | - | - | - |
| Entartainment Tax | Rs. | - | - | - |
| Stamp Fees | Rs. | 10,674,566.00 | - | 12,453,417.59 |
| Fine from Courts | Rs. | - | - | 4,554,149.56 |
| Vehicle and Animal - Licence fee | Rs. | 30,622.00 | - | 2,076.00 |
| -Trade License | | 7,175,830.00 | 237,000.00 | 453,640.00 |
| -Advertisement fee | | 1,435,335.00 | - | 834,060.00 |
| -Service fee | | - | - | - |
| -Others | | - | - | - |
| Property Tax | | 11,375,718.00 | - | - |
| 1. Commercial | Rs. | - | - | - |
| 2. Residental | Rs. | - | - | - |
| Indusries | Rs. | - | - | - |
| Business | Rs. | - | - | - |
| Registerd under Local Authorities | Rs. | - | - | - |
| Others | | - | - | - |

*Source : Source : Department of Local Government, NP*

## Revenue of Local Authorities
## Table 2.5.3. Mullaitivu District

| Description | Local Authorities | | | |
|---|---|---|---|---|
| | Maritimepattu PS | Puthu kkudiyiruppu PS | Manthai East PS | Thunukkai PS |
| | Rs. | Rs. | Rs. | Rs. |
| **Revenue Collected bu Local Authorities with a breakup** | | | | |
| 1. Rate and Tax | 367,360.00 | 2,400.00 | - | - |
| 2. Rent | 16,646,430.27 | 17,158,514.40 | 515,548.33 | 730,441.00 |
| 3. Trade Licence | 2,134,340.00 | 10,138,634.00 | 498,325.00 | 366,000.00 |
| 4. Service Charge | 3,742,312.22 | 2,496,464.86 | 5,134,802.90 | 872,300.00 |
| 5. Fines and penalties | 956,438.65 | 363,465.30 | 748,676.65 | 166,158.00 |
| 6. Other Revenue | 4,241,081.98 | 14,715,032.53 | 2,147,115.43 | 3,440,600.40 |
| 7. Revenue Grant | 37,143,141.81 | 33,272,434.06 | 13992289.01 | - |
| 8. Grant | 9,348,838.09 | 157,860.10 | - | 200,000.00 |
| Deposit | - | 16,614,171.13 | 417,587.97 | 3,003,134.99 |
| Market stalls Income | - | - | - | 2,869,450.00 |
| Market Tender for other Business | - | - | - | - |
| Rent for Quarters | - | - | - | - |
| Rent for Rest House | - | - | - | - |
| Entartainment Tax | - | - | - | - |
| Stamp duties | 2,826,252.00 | 979,000.00 | - | 250,965.00 |
| Fine from Courts | 9,817,449.98 | 19,436,301.57 | - | - |
| Vehicle and Animal - Licence fee | - | - | 11,020,837.64 | 19,800.00 |
| -Trade License | - | - | - | - |
| -Advertisement fee | - | - | - | 27,250.00 |
| -Service fee | - | - | - | 19,100.00 |
| -Others | - | - | - | - |
| **Property Tax** | - | - | - | - |
| 1. Commercial | - | - | - | - |
| 2. Residental | - | - | - | - |
| Indusries | - | - | - | - |
| Business | - | - | - | - |
| Registerd under Local Authorities | - | - | - | - |
| Others | - | - | - | - |

*Source : Department of Local Government, NP*

## Revenue of Local Authorities
## Table 2.5.4 Mannar District

| Description | Local Authorities | | | | | |
|---|---|---|---|---|---|---|
| | Unit | Mannar Urban Council | Mannar Pradeshiya Sabha | Manthai West Pradeshiya Sabha | Musali Pradeshiya Sabha | Nanattan Pradeshiya Sabha |
| ***Revenue Collected by Local Authorities with a breakup*** | | | | | | |
| 1. Rate and Tax | Rs. | 13,975,387.10 | 434,640.11 | - | - | 705,000.00 |
| 2. Rent | Rs. | 40,323,850.83 | 9,603,416.61 | 8,469,328.54 | 3,205,897.00 | 7,686,914.64 |
| 3. Trade Licence | Rs. | 1,578,450.00 | 1,739,630.03 | 876,850.00 | 841,070.00 | 1,015,997.30 |
| 4. Service Charge | Rs. | 6,717,380.00 | 1,595,232.91 | 4,990,160.62 | 2,216,353.00 | 6,244,846.70 |
| 5. Fines and penalties | Rs. | 431,419.89 | 3,453,507.75 | 130,657.47 | - | 284,219.23 |
| 6. Other Revenue | Rs. | 1,675,245.58 | 11,151,135.42 | 1,207,131.91 | 264,953.00 | 1,473,346.94 |
| 7. Revenue Grant | Rs. | 45,927,508.77 | 37,536,109.36 | 31,009,575.50 | 26,789,089.00 | 29,691,916.90 |
| 8. Grant | Rs. | 19,018,612.82 | 20,607,436.58 | 21,130,845.72 | - | 24,298,160.59 |
| Deposit | Rs. | 23,570,897.00 | 37,756,813.37 | 5,604,955.82 | 17,452,305.00 | 3,134,386.70 |
| Market stalls Income | Rs. | 5,862,200.00 | 800,120.00 | 509,435.00 | - | 2152350 |
| Market Tender for other Business | Rs. | - | 4,110,675.88 | - | - | 40000 |
| Rent for Quarters | Rs. | 1,045,208.05 | - | - | - | - |
| Rent for Rest House | Rs. | - | - | - | - | 48716.64 |
| Entartainment Tax | Rs. | 118,115.12 | - | - | - | - |
| Stamp Fees | Rs. | 12,393,889.20 | - | 2,795,265.00 | 2,016,750.00 | 2,314,253.70 |
| Fine from Courts | Rs. | 4,395,606.00 | 3,283,501.00 | 8,017,728.00 | 2,602,419.00 | 3,362,420.00 |
| Vehicle and Animal -Licence fee | Rs. | 5,140.00 | 3,280.00 | 16,080.00 | - | - |
| -Trade License | Rs. | - | 625,550.00 | - | - | - |
| -Advertisement fee | Rs. | 921480 | 1,111,300.00 | 359,610.00 | - | - |
| -Service fee | Rs. | - | 1,595,232.91 | - | - | - |
| -Others | Rs. | 41519.00 | - | - | - | - |
| Property Tax | Rs. | - | - | - | - | - |
| 1. Commercial | Rs. | - | 152490.11 | - | - | - |
| 2. Residental | Rs. | - | - | - | - | - |
| Indusries | Rs. | - | - | - | - | - |
| Business | Rs. | - | - | - | - | - |
| Registerd under Local Authorities | Rs. | - | - | - | - | - |
| Others | Rs. | - | - | - | - | 12,387,892.40 |

*Source : Department of Local Government, NP*

## Revenue of Local Authorities
## Table 2.5.5 Vavuniya District

| Description | Unit | Urban Council, Vavuniya | Vavuniya South Tamil Pradeshiya Sabha | Vavuniya South Sinhala Pradeshiya Sabha | Vavuniya North Pradeshiya Sabha | Vengalacheddikulam Pradeshiya Sabha |
|---|---|---|---|---|---|---|
| ***Revenue Collected by Local Authorities with a breakup*** | | | | | | |
| 1. Rate and Tax | Rs. | 22,262,046.64 | 3,692,169.80 | - | - | - |
| 2. Rent | Rs. | 14,315,977.88 | - | 1,323,718.99 | 5,337,361.00 | 8,617,746.93 |
| 3. Trade Licence | Rs. | 852,355.00 | 2,393,243.68 | 15,600.00 | 30,856.00 | 859,700.00 |
| 4. Service Charge | Rs. | 5,382,705.99 | 9,001,723.64 | 711,609.00 | 981,056.00 | 1,776,255.25 |
| 5. Fines and penalties | Rs. | 2,594,790.83 | 63,713.47 | 17,288.76 | 22,477.00 | 126,541.86 |
| 6. Other Revenue | Rs. | 24,207,515.26 | 5,646,208.46 | 935,734.69 | 4,701,535.52 | 3,016,996.33 |
| 7. Revenue Grant | Rs. | 70,619,186.38 | 37,758,652.58 | 21,742,358.45 | 29,733,809.95 | 26,289,198.72 |
| 8. Grant | Rs. | 17,871,178.70 | 18,771,541.02 | 3,113,788.06 | 17,260,694.63 | 13,060,738.15 |
| Deposit (FD) | Rs. | 164,936,413.25 | 41,505,479.11 | 8,096,036.07 | 37,564,504.35 | 23,201,619.56 |
| Market stalls Income | Rs. | 4,948,735.00 | 138,424.00 | - | - | 2,532,893.07 |
| Market Tender for other Business | Rs. | 11,556,675.04 | 2,103,313.24 | - | 2,236,509.72 | - |
| Rent for Quarters | Rs. | 315,997.42 | - | - | - | - |
| Rent for Rest House | Rs. | 394,782.77 | - | - | - | - |
| Entertainment Tax | Rs. | 1,360,523.18 | - | - | - | - |
| Stamp Fees | Rs. | 21,397,215.51 | 5,758,577.74 | 300,000.00 | 400,000.00 | 91,129.00 |
| Fine from Courts | Rs. | 17,141,356.00 | 17,248,414.00 | 4,252,315.00 | 11,036,280.00 | - |
| Vehicle and Animal - Licence fee | Rs. | 94,500.00 | 6,140.00 | 20,325.00 | 2,185.00 | 489,715.00 |
| -Trade License | Rs. | 1,463,600.00 | 26,200.00 | 1,389,800.00 | 267,550.00 | 92,250.00 |
| -Advertisement fee | Rs. | 1,887,837.05 | 968,786.54 | 394,100.00 | 552,800.00 | 429,400.00 |
| -Service fee | Rs. | - | - | - | - | - |
| Property Tax | Rs. | 22,262,046.64 | - | - | - | - |
| 1. Commercial | Rs. | - | - | - | - | - |
| 2. Residental | Rs. | - | - | - | - | - |
| Indusries | Rs. | - | - | - | - | - |
| Business | Rs. | - | - | - | - | - |
| Registerd under Local Authorities | Rs. | - | - | - | - | - |
| Others | Rs. | - | - | - | - | - |

*Source : Source : Department of Local Government, NP*

**Table 2.6 Places of Worships by Ds Divisions, NP – 2019**

| District | DS Division | Hindu Temple | Church | Mosque | Buddhist Temples |
|---|---|---|---|---|---|
| Jaffna | Delft | 23 | 13 | - | - |
| | Islands South | 134 | 14 | 2 | 2 |
| | Islands North | 54 | 31 | - | - |
| | Karainagar | 70 | 6 | - | - |
| | Jaffna (MC Area of Jaffna + Nallur) | 188 | 57 | 14 | 1 |
| | Nallur | 298 | 12 | - | - |
| | Valikamam South West | 125 | 38 | 0 | 1 |
| | Valikamam West | 195 | 20 | - | - |
| | Valikamam South | 158 | 18 | - | - |
| | Valikamam North | 90 | 22 | - | 1 |
| | Valikamam East | 220 | 45 | - | - |
| | Thenmaradchi | 421 | 12 | 2 | 2 |
| | Vadamaradchchi South West | 111 | 9 | .- | .- |
| | Vadamaradchchi North | 231 | 27 | 1 | - |
| | Vadamaradchchi East | 131 | 24 | - | - |
| | **Sub Total** | **2449** | **348** | **19** | **7** |
| Kilinochchi | Karachchi | 146 | 55 | 5 | 1 |
| | Kandawalai | 107 | 11 | - | - |
| | Poonakary | 76 | 42 | 5 | - |
| | Pachchilaipalli | 81 | 16 | .- | .- |
| | **Sub Total** | **410** | **124** | **10** | **1** |
| Mannar | Mannar | 42 | 73 | 22 | 3 |
| | Nanattan | 35 | 48 | 9 | 1 |
| | Musali | 3 | 7 | 42 | 1 |
| | Manthai West | 56 | 86 | 15 | - |
| | Madhu | 34 | 16 | 4 | 1 |
| | **Sub Total** | **170** | **230** | **92** | **6** |
| Mullaithivu | Puthukkudiyiruppu | 76 | 16 | - | - |
| | Thunukkai | 36 | 17 | 0 | 0 |
| | Maritimepattu | 56 | 39 | 7 | 2 |
| | Oddusuddan | 70 | 9 | 1 | 1 |
| | Manthai East | 55 | 12 | - | - |
| | Welioya | - | - | 2 | - |
| | **Sub Total** | **293** | **93** | **10** | **3** |
| Vavuniya | Vavuniya | 35 | 10 | 7 | 1 |
| | Vavuniya South | 164 | 91 | 6 | 27 |
| | VengalaCheddikulam. | 81 | 19 | 22 | - |
| | Vavuniya North | 100 | 4 | - | 10 |
| | **Sub Total** | **380** | **124** | **35** | **38** |
| | **Total** | **3702** | **919** | **166** | **55** |

*Source : Department of Local Government, NP*

**Table 2.7 Details of Community Based Centers by DS Divisions, NP - 2019**

| District | DS Division | Women Development Centres | Youth Clubs | Sports Training Centres | Community Centers | Pre school |
|---|---|---|---|---|---|---|
| Jaffna | Delft | - | 7 | - | 9 | 7 |
| | Islands South | - | - | - | 51 | 25 |
| | Islands North | 1 | 17 | 2 | 28 | 18 |
| | Karainagar | 3 | 13 | - | 16 | 15 |
| | Jaffna | 9 | 50 | 3 | 73 | 51 |
| | Nallur | 10 | 23 | 2 | 53 | - |
| | Valikamam South West | 1 | 28 | - | 88 | 59 |
| | Valikamam West | _ | 33 | - | 90 | 54 |
| | Valikamam South | 1 | 31 | - | 57 | 55 |
| | Valikamam North | | | - | 79 | 37 |
| | Valikamam East | 18 | 32 | 2 | 130 | 89 |
| | Thenmaradchi | … | 84 | - | 131 | 71 |
| | Vadamaradchchi South West | 15 | 39 | 2 | 89 | 3 |
| | Vadamaradchchi North | - | 45 | - | 76 | 52 |
| | Vadamaradchchi East | - | 22 | - | 25 | 29 |
| | **Sub Total** | **58** | **424** | **11** | **995** | **565** |
| Kilinochchi | Karachchi | - | 42 | - | 53 | 1 |
| | Kandawalai | - | 17 | - | 16 | _ |
| | Poonakary | 20 | 27 | - | 31 | 1 |
| | Pachchilaipalli | 20 | 21 | 1 | 23 | 30 |
| | **Sub Total** | **40** | **107** | **1** | **123** | **32** |
| Mannar | Mannar | 31 | 52 | 2 | 28 | 2 |
| | Nanattan | 1 | 38 | 1 | 18 | 36 |
| | Musali | 10 | 8 | - | 11 | - |
| | Manthai West | - | 40 | - | 27 | - |
| | Madhu | - | 20 | - | - | 25 |
| | **Sub Total** | **42** | **158** | **3** | **84** | **63** |
| Mullaithivu | Puthukkudiyiruppu | - | 25 | 3 | 34 | 48 |
| | Thunukkai | 20 | 20 | - | 20 | 21 |
| | Maritimepattu | 1 | 46 | 1 | 47 | 61 |
| | Oddusuddan | 1 | 27 | 3 | 21 | 47 |
| | Manthai East | - | 9 | - | 19 | 23 |
| | Welioya | - | - | - | - | - |
| | **Sub Total** | **22** | **127** | **7** | **141** | **200** |
| Vavuniya | Vavuiya | 1 | 1 | - | 18 | 11 |
| | VengalaCheddikulam. | - | 23 | - | 52 | 43 |
| | Vavuniya North | - | 19 | - | 41 | 41 |
| | Vavuniya South | 5 | - | - | 135 | 25 |
| | **Sub Total** | **6** | **43** | **-** | **246** | **120** |

*Source : Department of Local Government, NP*

## Table 2.8 Administrative structure of local government by DS Division, NP

### District :- Jaffna

| D.S.Division | Name of Local Government Institutions | | | |
|---|---|---|---|---|
| | Municiple Council | Urban Council | Pradeshiya Saba | Pradeshiya Saba Sub Office |
| Jaffna | Jaffna MC | - | - | - |
| Delft | - | - | Delft Pradeshiya Sabha | 0 |
| Islands South | - | - | Velanai Pradeshiya Sabha | 5 |
| Islands north | - | - | Kayts Pradeshiya Sabha | 4 |
| Karainagar | - | - | Karainagar Pradeshiya Sabha | 2 |
| Nallur | - | - | Nallur Pradeshiya Sabha | 2 |
| Valikamam South West | - | - | Vali South West Pradeshiya Sabha | 4 |
| Valikamam West | - | - | Vali West Praseshiya Sabha | 4 |
| Valikamam South | - | - | Vali South Pradeshiya Sabha | 3 |
| Valikamam North | - | - | Vali North Pradeshiya Sabha | 4 |
| Valikamam East | - | - | Vali East Pradeshiya Sabha | 5 |
| Thenmaradchi | - | Chavakachcheri Urban Council | Chavakachcher Pradeshiya Sabha | 6 |
| Vadamaradchchi South West | - | - | Vada South West Pradeshiya Sabha | 3 |
| Vadamaradchchi North | - | Valvettithurai Urban Council & Point Pedro Urban Council | Pointpedro PS | 0 |
| Vadamaradchchi East | - | - | Point Pedro Pradeshiya Sabha | 3 |
| **Total** | **1** | **3** | **13** | **45** |

### District :- Kilinochchi

| D.S.Division | Name of Local Government Institutions | | | |
|---|---|---|---|---|
| | Municiple Council | Urban Council | Pradeshiya Saba | Pradeshiya Saba Sub Office |
| Karachchi | - | - | Karachchi PS | 2 |
| Pachchilaippalli | - | - | Pachchilapalli PS | 3 |
| Poonakary | - | - | Poonakary PS | 3 |
| **Total** | | | **3** | **8** |

*Source:- Department of Local Government*

## District :- Mullaitivu

| D.S.Division | Name of Local Government Institutions | | | |
|---|---|---|---|---|
| | Municiple Council | Urban Council | Pradeshiya Saba | Pradeshiya Saba Sub Office |
| Puthukkudiyiruppu /Oddusuddan | - | - | Puthukkudiyiruppu PS | 3 |
| Thunukkai | - | - | Thunukkai PS | - |
| Pandiyankulam | - | - | Manthai East PS | - |
| Maritimepattu/Welioja | - | - | Maritimepattu PS | 5 |
| **Total** | | | **4** | **8** |

## District :- Mannar

| D.S.Division | Name of Local Government Institutions | | | |
|---|---|---|---|---|
| | Municiple Council | Urban Council | Pradeshiya Saba | Pradeshiya Saba Sub Office |
| Mannar Town | - | Mannar UC | Mannar PS | 6 |
| Nanattan | - | - | Nanattan PS | 3 |
| Manthai West | - | - | Manthai West PS | 3 |
| Madhu | - | - | | 1 |
| Musali | - | - | Musali PS | 2 |
| **Total** | | **1** | **4** | **15** |

## District :- Vavuniya

| D.S.Division | Name of Local Government Institutions | | | |
|---|---|---|---|---|
| | Municiple Council | Urban Council | Pradeshiya Saba | Pradeshiya Saba Sub Office |
| Vavuniya | - | 1 | **0** | **0** |
| Vavuniya South | - | - | 2 | 5 |
| Vengalachcheddikulam | - | - | 1 | 0 |
| Vavuniya North | - | - | 1 | 3 |
| **Total** | | **1** | **4** | **8** |

*Source : Department of Local Government, NP*

**Table 2.9 Registered Commercial Places by DS Division, NP - 2019**

| District | DS Divisions | Retail Shops | Restaurant and Canteen | Textile and Footwear | Meat, Fish and Vegetable | Dispensary and Pharmacy | Wood and Iron Furniture | Electrical Items |
|---|---|---|---|---|---|---|---|---|
| Jaffna | Delft | 18 | 4 | 1 | 1 | 0 | 0 | 1 |
| | Islands South | 25 | 19 | - | 28 | - | 51 | 33 |
| | Islands North | 14 | 14 | 5 | 2 | - | 10 | 1 |
| | Karainagar | 71 | 11 | 15 | 2 | 1 | 20 | 4 |
| | Jaffna | 282 | 96 | 227 | - | 42 | 13 | 88 |
| | Nallur | 186 | 73 | 39 | 6 | 46 | 32 | 38 |
| | Valikamam South West | - | 48 | - | 18 | 28 | 59 | 19 |
| | Valikamam West | 59 | 48 | 24 | 14 | 23 | 60 | 19 |
| | Valikamam South | 137 | 54 | 60 | 30 | 43 | 54 | 22 |
| | Valikamam North | 292 | 58 | 55 | 12 | 20 | 7 | 14 |
| | Valikamam East | 338 | 73 | 37 | 23 | 22 | 121 | 27 |
| | Thenmaradchi | 274 | 57 | 48 | 13 | 26 | 118 | 22 |
| | Vadamaradchchi South West | 222 | 89 | 62 | 9 | 19 | 27 | 12 |
| | Vadamaradchchi North | 48 | 90 | 58 | 10 | 14 | 17 | 10 |
| | Vadamaradchchi East | 35 | 8 | 1 | 14 | 1 | 6 | - |
| | **Sub Total** | **2,001** | **742** | **632** | **182** | **285** | **595** | **310** |
| Kilinochchi | Karachchi | 581 | 120 | 147 | 126 | 11 | 7 | 55 |
| | Pachchilaipalli | 60 | 15 | 3 | 4 | 2 | 13 | 4 |
| | Kandawala | 121 | 33 | 27 | 31 | 5 | 1 | 5 |
| | Poonakary | 110 | 30 | 15 | 8 | - | - | 10 |
| | **Sub Total** | **872** | **198** | **192** | **169** | **18** | **21** | **74** |
| Mullaitivu | Maritimepattu | 235 | 65 | 60 | 87 | 6 | 7 | 21 |
| | Thunukkai | 1 | 11 | 14 | 15 | 1 | 11 | 7 |
| | Manthai East | - | 9 | - | - | - | - | - |
| | Oddusuddan | 54 | 21 | 16 | 12 | | 4 | 4 |
| | Puthukkudiyiruppu | 18 | 25 | 27 | 4 | 10 | 9 | 26 |
| | **Sub Total** | **308** | **131** | **117** | **118** | **17** | **31** | **58** |
| Vavuniya | Vavuniya | 61 | 68 | 75 | 98 | 22 | 68 | 42 |
| | Vavuniya South | 182 | 87 | 180 | 4 | 19 | 5 | 13 |
| | Vengalacheddikkulam | 73 | 55 | 8 | 15 | 7 | 25 | 7 |
| | Vavuniya North | 0 | 32 | 12 | 9 | 3 | 12 | 4 |
| | **Sub Total** | **316** | **242** | **275** | **126** | **51** | **110** | **66** |
| Mannar | Mannar | 187 | 45 | 4 | 45 | 3 | 15 | 15 |
| | Madhu | 3 | - | - | - | 1 | - | - |
| | Manthai West | - | 23 | - | 35 | 2 | 5 | 1 |
| | Nanaddan | 5 | 45 | 16 | 34 | 3 | 13 | 3 |
| | Musali | 50 | - | 5 | 8 | 2 | 7 | 2 |
| | **Sub Total** | **245** | **113** | **25** | **122** | **11** | **40** | **21** |
| **Total** | | **3,742** | **1,426** | **1,241** | **717** | **382** | **797** | **529** |

*Source : Department of Local Government, NP*

## Registered Commercial Places by DS Division, NP - 2019
## Cont …

| Districts | DS Divisions | Grocery Goods | Building Materials and Plants | Liquor Shops | Jewellery | Books and Stationary | Spare parts of Motor Vehicles | Others |
|---|---|---|---|---|---|---|---|---|
| Jaffna | Delft | 16 | 1 | 0 | 1 | 0 | 0 | 0 |
| | Islands South | 40 | 2 | 1 | | 2 | - | - |
| | Islands North | 107 | 7 | - | 1 | 2 | 2 | 79 |
| | Karainagar | - | 21 | - | - | - | 9 | 130 |
| | Jaffna | - | 37 | 13 | 123 | 54 | 77 | 1,395 |
| | Nallur | 323 | 66 | 6 | 17 | 9 | 14 | 868 |
| | Valikamam South West | 305 | 39 | 3 | - | 14 | 12 | 879 |
| | Valikamam West | 277 | 25 | 4 | 7 | 3 | 7 | 558 |
| | Valikamam South | 233 | 49 | 7 | 29 | 21 | 12 | 991 |
| | Valikamam North | 123 | 30 | - | 6 | 11 | 21 | 428 |
| | Valikamam East | 87 | 68 | 3 | 6 | 26 | 78 | 746 |
| | Thenmaradchi | 258 | 39 | 4 | 29 | 5 | 16 | 234 |
| | Vadamaradchchi South West | 82 | 65 | 15 | 21 | 9 | 15 | 574 |
| | Vadamaradchchi North | 259 | 26 | 5 | 24 | 11 | 7 | 625 |
| | Vadamaradchchi East | 78 | 6 | - | - | - | - | 87 |
| Kilinochchi | Karachchi | 227 | 75 | 23 | 34 | 33 | 40 | 802 |
| | Pachchilaipalli | 94 | 8 | 5 | 4 | 2 | 3 | 68 |
| | Kandawala | 59 | 18 | 1 | 3 | 12 | 11 | 255 |
| | Poonakary | 112 | 9 | | 10 | 7 | 5 | |
| Mullaitivu | Maritimepattu | 348 | 35 | 0 | 23 | 14 | 9 | 410 |
| | Thunukkai | 48 | 10 | 1 | 3 | 3 | 2 | 113 |
| | Manthai East | 36 | 5 | - | - | - | - | 16 |
| | Oddusuddan | 77 | 13 | 10 | 2 | 3 | 6 | 182 |
| | Puthukkudiyiruppu | 175 | 24 | 12 | 10 | 5 | 10 | 168 |
| Vavuniya | Vavuniya | 157 | 53 | 10 | 48 | 25 | 25 | 470 |
| | Vavuniya South | 539 | 52 | 16 | 2 | 8 | 53 | 434 |
| | Vengalacheddikkulam | 207 | 20 | 4 | | 1 | 5 | 200 |
| | Vavuniya North | 55 | 17 | 0 | 0 | 4 | 3 | 87 |
| Mannar | Mannar | 187 | 9 | 4 | 1 | 15 | 3 | 214 |
| | Madhu | 42 | 6 | - | - | - | - | 70 |
| | Manthai West | - | 1 | - | - | 2 | 1 | - |
| | Nanaddan | 127 | 26 | 3 | 3 | 12 | 7 | 137 |
| | Musali | 31 | 10 | 2 | - | 3 | 5 | 96 |

*Source : Department of Local Government, NP*

**Table 2.10 Ayurvedic medical facilities by DS Division, NP - 2019**

| Districts | DS Divisions | No of Ayurvedic hospitals / Centers | No of Ayurvedic Doctors | Other Office Staff | No of Indoor Patients |
|---|---|---|---|---|---|
| Jaffna | Delft | 1 | 1 | 1 | - |
| | Islands South | 2 | 2 | 4 | - |
| | Islands North | 2 | 1 | - | 3,647 |
| | Karainagar | 1 | - | - | - |
| | Jaffna | 9 | 9 | 15 | 42,583 |
| | Nallur | 3 | 3 | 5 | 10,919 |
| | Valikamam South West | 1 | 1 | 2 | 14,871 |
| | Valikamam West | 3 | 2 | 1 | 11,022 |
| | Valikamam South | 2 | 2 | 4 | - |
| | Valikamam North | 3 | 2 | 3 | 14,780 |
| | Valikamam East | 5 | 2 | 3 | - |
| | Thenmaradchi | 4 | 3 | 3 | - |
| | Vadamaradchchi South West | 3 | 3 | 3 | .- |
| | Vadamaradchchi North | 1 | 1 | 2 | - |
| | Vadamaradchchi East | 1 | 1 | 1 | - |
| | **Sub Total** | **41** | **33** | **47** | **97,822** |
| Kilinochchi | Karachchi | 3 | 2 | 4 | 5,982 |
| | Kandawalai | 1 | 1 | 1 | 5,106 |
| | Pachchilaipalli | 2 | 2 | 3 | 11,774 |
| | Poonakary | 3 | 3 | 2 | - |
| | **Sub Total** | **9** | **8** | **10** | **22,862** |
| Mullaitivu | Maritimepattu | 1 | 1 | 1 | - |
| | Thunukkai | 1 | 1 | 1 | 1,525 |
| | Manthai East | 1 | 1 | 1 | 2,288 |
| | Oddusuddan | 2 | 2 | 2 | - |
| | Puthukkudiyiruppu | - | - | - | - |
| | **Sub Total** | **5** | **5** | **5** | **3,813** |
| Vavuniya | Vavuniya | 2 | 2 | 5 | - |
| | Vavuniya South | 6 | 3 | 2 | - |
| | Vengalacheddikkulam | 2 | 2 | 2 | - |
| | Vavuniya North | 2 | 2 | 2 | - |
| | **Sub Total** | **12** | **9** | **11** | **-** |
| Mannar | Mannar | 1 | 1 | 1 | - |
| | Madhu | 1 | 1 | 3 | - |
| | Manthai West | 5 | 3 | 54 | 2,585 |
| | Nanattan | 1 | 1 | 1 | - |
| | Musali | 1 | 1 | 2 | 10,484 |
| | **Sub Total** | **9** | **7** | **61** | **13,069** |
| | **Total** | **76** | **62** | **134** | **137,566** |

*Source : Department of Local Government, NP*

## Table 2.11 Details of fixed street lamps by Local Authorities, NP - 2019

### District :- Jaffna District

| S.No | Name of Local Authority | Available Upto 2019 | During 2020 | Total Lamps | Additional Needed |
|---|---|---|---|---|---|
| 1 | Jaffna Municipal Council | 6,500 | 1,000 | 7,500 | - |
| 2 | Chavakachcheri Urban Council | 1,211 | 92 | 1,303 | - |
| 3 | Valikamam West Pradeshiya Sabha | 647 | 45 | 692 | 658 |
| 4 | Point Pedro Urban Council | 652 | - | 652 | 150 |
| 5 | Valikamam East PS | 1,022 | - | 1,022 | 500 |
| 6 | Valikamam South Pradeshiya Sabha, Chunnakam | 3,304 | - | 3,304 | - |
| 7 | Nallur pradeshiya Sabha | 3,561 | - | 3,561 | 600 |
| 8 | Valvetithurai Urban Council | 354 | 33 | 387 | 200 |
| 9 | Point Pedro Ps | 1,702 | 33 | 1,735 | 150 |
| 10 | Vadamaradchchi South West | 644 | .- | 644 | 200 |
| 11 | Valikamam SouthWest Pradeshiya Sabha | 2,407 | 852 | 3,259 | 5,000 |
| 12 | Velanai PS | 607 | - | 607 | 500 |
| 13 | Kayts Pradeshiya Sabha | 245 | - | 245 | 1,820 |
| 14 | chavakachcheri pradesiyasabha kodikamam | 1,568 | - | 1,568 | 1,200 |
| 15 | Valikamam North Pradeshiya Shabha | 722 | - | 722 | - |
| 16 | Delft Pradeshiya Shaba | 62 | 60 | 122 | 150 |
| 17 | Karainagar | 741 | 755 | 755 | 1,553 |

### District :- Kilinochchi District

| S.No | Name of Local Authority | Available Upto 2019 | During 2020 | Total Lamps | Additional Needed |
|---|---|---|---|---|---|
| **1** | Karachchi | 902 | 410 | 1,312 | 1,050 |
| 2 | Pachchilaippalli | 154 | 55 | 209 | - |
| 3 | Poonakary | 318 | 417 | 735 | 50 |

### District :- Mullaitivu District

| S.No | Name of Local Authority | Available Upto 2019 | During 2020 | Total Lamps | Additional Needed |
|---|---|---|---|---|---|
| 1 | Maritimepattu Pradeshiya Sabha | 1,062 | - | 1,062 | 780 |
| 2 | Puthukkudiyiruppu Pradeshiya Sabha | 1,289 | - | 1,289 | 4,597 |
| 3 | Thunukkai Pradeshiya Sabha | 461 | 461 | 922 | 412 |
| 4 | Manthai East Pradeshiya Sabha | 331 | 109 | 440 | 140 |

### District :- Mannar District

| S.No | Name of Local Authority | Available Upto 2019 | During 2020 | Total Lamps | Additional Needed |
|---|---|---|---|---|---|
| 1 | Mannar Urban Council | 1,700 | 100 | 1,800 | 500 |
| 2 | Mannar Pradeshiya Sabha | 1,711 | 62 | 1,773 | 350 |
| 3 | Manthai West Pradeshiya Sabha | 1,472 | Nil | 1,472 | 500 |
| 4 | Musali Pradeshiya Sabha | 700 | 50 | 750 | 500 |
| 5 | Nanattan Pradeshiya Sabha | 1,756 | - | 1,756 | 800 |

### District :- Vavuniya District

| S.No | Name of Local Authority | Available Upto 2019 | During 2020 | Total Lamps | Additional Needed |
|---|---|---|---|---|---|
| 1 | Vavuniya Urban council | 800 | 800 | 800 | 200 |
| 2 | Vavuniya South Tamil | 678 | - | 678 | 500 |
| 3 | Vavuniya South Sinhala | 582 | 325 | 907 | 400 |
| 4 | Vavuniya north | 753 | 35 | 788 | - |
| 5 | Vengalachedikkulam pradeshiya saba | 802 | 12 | 814 | 900 |

*Source : Department of Local Government, NP*

## Table 2.12 Details of Attractive Tourist Places by District, NP - 2019

**District : Jaffna**

| S.No. | Location of Tourist Place | Distance from Capital City of District | Important of the Place |
|---|---|---|---|
| 1 | Nallur Temple | 2.44 Km | Nallur Temple is one of the most significant Hindu temples in Jaffna district |
| 2 | Old Park | 2.04 Km | One of the entertainment place of children & seniors |
| 3 | Public library | 0.51Km | Biggest library in jaffna district |
| 4 | Museum | 1.80 Km | Ancient time things saved this place |
| 5 | The Statue of King sankiliyan | 3.56 Km | The state of king sankilliyan who ruled the jaffna kingdom with Nallur as the capital is one of the heritage symbol |
| 6 | Jamuna Eari | 3.80 Km | It is said that the former kings built underground tunnel at this pond for their defence |
| 7 | Pannai Beach | 1.15 Km | Entertainment place of public in jaffna peninsula |
| 8 | Buddist Temple - Naga vikarai | 0.97 Km | One of the buddist temple in Jaffna |
| 9 | Jaffna Fort | 0.63 Km | Colonization period building |
| 10 | Veeramakali amman Temple | 1.96 Km | The temple was built by the king Singaiariyan as the " Guardian Angel" at the west of Nallur kingdom. |
| 11 | Periya kovil - Kurunagar | 2.63 Km | Biggest church of Jaffna District |
| 12 | Kailasa pillaiyar temple | 2.00 Km | The temple was built and maintained by the king Singaiariyan who ruled jaffna kingdom earlier |
| 13 | Sangiliyan Thorana Vasal | 3.60 Km | This is the only evidence still in site that has to be considered as the remain of the jaffna kingdom |
| 14 | Manthiri manai | 3.50 Km | Manthiri manai stands Majestically in Nallur and reveals us about the past history of Nallur |
| 15 | Chavakachcheri Beach | 15 Km | Natural beautiful place |
| 16 | Fort Hamnehiel | 1.36 Km | Built by Portuguese |
| 17 | Urundi Fort | 2.64 Km | using coral and sand stone |
| 18 | Sinnamadu Matha | 5.4 Km | A famous pilgrimage site for Catholics |
| 19 | St.James Church | 250 m | Oldest church which was built by portuguese |
| 20 | Habour | 200 m | used for trade purpose by portuguese, dutch & british |
| 21 | Puliyantivu Nageswaran Temple | 15.35 Km | Famous Temple |
| 22 | Analaitivu south sea site (Analaitivu Island) | 13 km | Natural coral rocks & light house are here |

| | | | |
|---|---|---|---|
| 23 | Hariharapuththira Iyanar Temple | (Analaitivu Island) | Famous Temple |
| 24 | St.Antony's Church, Kayts | 450 m | Oldest church which was built by portuguese |
| 25 | Piegon House | 2.5 km | Oldest Piegon House |
| 26 | Ariyalai Beach | 2 Km | Ariyalai Beach |
| 27 | Kerudavil Mandabakkadu | 30 km | Under ground gave |
| 28 | Kanthvanam Murugan temple | 32Km | Famous Temple |
| 29 | Vallipuram Temple | 34 Km | Famous Temple |
| 30 | Manatkadu Beach | 38 Km | Famous Beach |
| 31 | Manatkadu casurina forest | 38 Km | Forest |
| 32 | Chundikkulam Sanctuary | 86 Km | Famous Sanctuary |
| 33 | Singanagar | 34 Km | The Famaus capital city of Kingdom |
| 34 | Nagarkovil Nagathampiran Kovil | 52 Km | Famous Temple |
| 35 | Alvai Muthumariyamman Temple | 30 Km | Famous Temple |
| 36 | St Pilip Neris Church | 60 Km | Famous Church |
| 37 | Pullaveli Anthoniyar Church | 65 Km | Famous Church |
| 38 | Kappalenthy Matha thevalayam | 80 Km | Famous Church |
| 39 | Thumpalai East Utayasoorian Beach | 35 km | water sports , fly boating , leisure , diving , sand area. everythink is contained |
| 40 | Nilavarai well | 16Km | Deep well |
| 41 | Akkarai Beach | 25Km | Beautiful Beach |
| 42 | Pokkanai Spring | 7Km | Natural Spring |
| 43 | Puliyanthurai Sea Beach Chulipuram West -J/172 | 20 Km | White Sea Beach |
| 44 | Thiruvadinilai Sea Beach Chulipuram East -J/174 | 19 Km | Natural Sea Beach |
| 45 | Natural Sea Beach Araly East J/163 | 10Km | Natural Sea Beach |
| 46 | Modern type Natural Pond to Attract Tourist at Mandikai Kulam Chankanai West J/179 | 15 Km | Natural Pond, Chankanai Town |
| 47 | Iland south (Velanai PS) | | 1.Chaddy Beach 2.Chaddy Sinthathurai church 3.Allaipiddy Allirany port 4.Nainai Nagapooshani Amman Kovil 5.Nainatevu Nagavigarai 6. Light house 7.Punkudutevu Perukku tree |
| 48 | Casurina Berach | | |

| | | | |
|---|---|---|---|
| 49 | Kovalam Light House | | |
| 50 | Kanthatodai Tourisum | 12 Km | Ancient Historical Place |
| 51 | Kankesanthurai | 18 Km | Thalsevana |
| 52 | Keerimalai | 17 Km | Keerimalai Naguleswaram |
| 53 | Delft Manaltharai Beach | | Delft |
| 54 | Queen Tower | | Delft |
| 55 | Pigeon Cage | | Delft |
| 56 | Baobab Tree | | Delft |
| 57 | Dutch Fort | | Delft |
| 58 | Vediyarasan Fort | | Delft |
| 59 | Horses Stables | | Delft |
| 60 | Marunthukerny | | Delft |
| 61 | Growing stone | | Delft |
| 62 | Sampithurai beach | 25 Km | Place arrived Sangamitta in Sri lanka |

**District : Kilinochchi**

| S.No. | Location of Tourist Place | Distance from Capital City of District | Important of the Place |
|---|---|---|---|
| 1 | Gowtharymunai | | Sand Dune |
| 2 | Pallikkuda | | Beach |
| 3 | Vinasiyodai | | Church & Sand Dune |
| 4 | Nakathevanthurai | | Old Jeddy |
| 5 | Poonakary Fort | | Fort |
| 6 | Poonakary-Mannithhthalai | 25 Km | Beach & Solar kala Sivankovil |
| 7 | Pachchilaippalli | …. | ….. |
| 8 | Karachchi Vannerikkulam | 28 Km | Natural Place |
| 9 | Kandawalai -Sundikulam | 20 Km | Birds sanctuary |
| 10 | Elephantpass | 5 Km | Natural Place |
| 11 | Karachchi Maruthanakar | 2 Km | Natural Place |

*Source : Department of Local Government, NP*

**District : Mullaitivu**

| S.No. | Location of Tourist Place | Distance from Capital City of District | Important of the Place |
|---|---|---|---|
| 1 | Addaikkulam Children Park | 35 Km | Near the Addaikulam |
| 2 | Katsilamadu Children Park | 30 Km | Historical Area |
| 3 | Thirumurikandy Temple | 90 Km | Raditional Tmple |
| 4 | Vavunikulam | 90 Km | Natural Enviroment |
| 5 | Mullaitivu Sea Site | 1.00 Km | Important of the tourist place at Maritimepattu |

**District : Mannar**

| S.No. | Location of Tourist Place | Distance from Capital City of District | Important of the Place |
|---|---|---|---|
| 1 | Keeri Beach | 5.00 Km | Beach |
| 2 | Fort | 0.5 Km | Historical Place |
| 3 | Baobab tree | 1.00 Km | Historical Place |
| 4 | Thalai Mannar Beach | 35 Km | Costel park |
| 5 | Pesalai Beach | 15 Km | Costel park |
| 6 | Thirukethiswaram Temple | 8.5 Km | Temple |
| 7 | Vidathalthivu Harbour | 25 Km | Harbour |
| 8 | Madhu Church | 37 Km | Church |
| 9 | Kunchukulam (Hanging Bridge) Madawachchiya - Mannar Road | 45 km | There is a hanging bridge over the malvathu oya & Natural tourist place. |
| 10 | Arippu | 25 km | Alli Rany Fort |

**District : Vavuniya**

| S.No. | Location of Tourist Place | Distance from Capital City of District | Important of the Place |
|---|---|---|---|
| **1** | U.C park | 0.20km | |
| **2** | Childran Park | 1km | |
| **3** | Museum | 0.30km | |
| **4** | Sivan kovil | 4.00 km | |
| **5** | Buddist temple | 1.00 km | |
| **6** | Vavuniya Farm | 1.00 km | |
| **7** | Katkulam Palani Murugan Kovil | 15 Km | Situiated at the top of moutine |
| **8** | Komarasankulam Kalvari Church | 12Km | Worship Place ahich is naturally formed in rocks as slop |
| **9** | Kalnaddinakul;am rourist place | 10Km | Situiated on the rocks |
| **10** | Kallaru Aruviththoddam Menikfarm | 25Km | Visit the  tuarist |

*Source : Department of Local Government, NP*

## Table 2.13 Accommodation facilities of Tourist Hotels, NP - 2019

**District : Jaffna**

| S.No | Name of Hotel | Grade/Star | No of AC Rooms | No of Non Ac Rooms | Conference Hall facilities Sq.feet | No of Customer Stayed | | | | No of Staff | |
|---|---|---|---|---|---|---|---|---|---|---|---|
| | | | | | | 2016 | 2017 | 2018 | 2019 | Male | Female |
| 1 | Yarl Bearch Hotal | - | 6 | - | 5718 | 150 | 204 | 194 | 360 | 8 | 1 |
| 2 | Rajco Hotal | - | 5 | - | 2584 | 20 | 23 | 21 | 35 | 2 | 1 |
| 3 | Pirunthavan Viduthy | - | 7 | 4 | - | - | - | 150 | 180 | 1 | - |
| 4 | Luxmy Mahal | - | 11 | … | - | - | - | 240 | 3000 | 3 | 3 |
| 5 | Peacock Holiday Inn | - | 4 | 1 | - | - | - | 65 | 250 | 1 | - |
| 6 | S.L.S Rest House | - | 4 | 4 | - | - | - | - | 150 | 1 | - |
| 7 | Creen Palas | - | 5 | 4 | - | - | 500 | 700 | 150 | 1 | - |
| 8 | Fox Resores Hotel | - | 28 | - | - | - | - | 1235 | 6885 | 38 | 5 |
| 9 | R.Tharmalogini Lodge | - | - | 4 | - | - | - | - | 185 | - | 1 |
| 10 | R.Thrmarajha Lodge | - | - | 5 | - | - | - | - | 140 | 1 | - |
| 11 | R.Santhiradevi Lodge | - | - | 6 | - | - | - | - | 185 | 1 | 1 |
| 12 | Uthayasooriyan Rest.House | - | 3 | 2 | - | - | - | - | 135 | 1 | - |
| 13 | Jeyasothy Rest House | - | - | 8 | - | - | - | - | 50 | 1 | - |
| 14 | G.M.Rest House | - | 1 | 4 | - | - | - | - | 165 | 1 | 2 |
| 15 | Poopalasingam Yarl Rest | - | 5 | 1 | - | - | 170 | 150 | 550 | 1 | 1 |
| 16 | R&B Guest house | - | 6 | 5 | - | 205 | 200 | 300 | 440 | 1 | - |
| 17 | Malaragam Viduthy | - | 4 | 5 | - | - | - | 35 | 48 | 2 | - |
| 18 | Yarushan INN Viduthy | - | 4 | - | - | - | 41 | 66 | 90 | 2 | - |
| 19 | Thinnai Hotel | - | 39 | - | 2400sq | - | 5687 | 9623 | 9927 | 80 | 14 |
| 20 | Bright INN | - | 19 | - | - | 143 | 150 | 160 | 559 | 4 | 2 |
| 21 | Thaaragai Hotel | - | 4 | - | - | - | - | - | 180 | 1 | 1 |

| | | | | | | | | | | | |
|---|---|---|---|---|---|---|---|---|---|---|---|
| | | - | Double Room - 12 | - | | | | | | | |
| | | - | Trible Room - 03 | - | | | | | | | |
| 22 | PJ Hotel | - | Family Room - 02 | - | 16'x20' | 600 | 650 | 600 | 1000 | 14 | 2 |
| | | - | Twin Room - 02 | - | | | | | | | |
| 23 | Tilko Hotel | - | 8 | 2 | nil | 76 | 102 | 90 | 70 | 8 | nil |
| 24 | Allai samuththira | - | 7 | 1 | 850 | 150 | 175 | 300 | 380 | 7 | nil |
| 25 | Delft Pradeshiya Sabha Manaltharai Guest House | - | 5 | 7 | 800 | - | - | - | - | - | - |
| 26 | Delft Samdra | - | 10 | 22 | - | - | - | - | - | - | - |
| 27 | Delft Pradeshiya Sabha Manaltharai Guest House | - | 5 | 7 | 800 | - | - | - | - | - | - |
| 28 | Delft Samdra | - | 10 | 22 | - | - | - | - | - | - | - |

**District : Kilinochchi**

| S.No | Name of Hotel | Grade/Star | No of AC Rooms | No of Non Ac Rooms | Conference Hall facilities Sq.feet | No of Customer Stayed | | | | No of Staff | |
|---|---|---|---|---|---|---|---|---|---|---|---|
| | | | | | | 2016 | 2017 | 2018 | 2019 | Male | Female |
| 1 | Friends Inn | B | 14 | 14 | 90 x 30 | - | - | - | - | 5 | 5 |
| 2 | K.K Resturent | - | 3 | 4 | 100 x 40 | - | - | - | - | 4 | 2 |
| 3 | A.H.M Rest | - | - | 16 | - | - | - | - | - | 2 | |

| | | | | | | | | | | | |
|---|---|---|---|---|---|---|---|---|---|---|---|
| 4 | A.K.R Rest | B | 8 | 7 | - | - | - | - | - | 5 | |
| 5 | BOOBI Rest | - | 3 | 1 | - | - | - | - | - | | 1 |
| 6 | Barathy Rest | - | 9 | - | 90 x 25 | - | - | - | - | 1 | 3 |
| 7 | Antany Hotel | - | 7 | 2 | - | - | - | - | - | 1 | 1 |
| 8 | Lotus Hotel | - | 10 | 10 | - | - | - | - | - | 2 | 6 |
| 9 | Thangam Lodge | - | - | 8 | - | - | - | - | - | - | 2 |
| 10 | Iyappa Rest | - | - | | 70 x 35 | - | - | - | - | - | - |
| 11 | Atna Hotel | - | 3 | 4 | - | - | - | - | - | 1 | - |
| 12 | Masu Lodge | - | - | 10 | - | - | - | - | - | 1 | - |
| 13 | Raj Hotel | - | 2 | 9 | - | - | - | - | - | 2 | - |
| 14 | Shoolaivanam | - | 16 | 16 | 30 x 25 | 1095 | 856 | 577 | 472 | 5 | 5 |
| 15 | Star Hotel | - | 6 | - | - | - | - | - | - | - | - |
| 16 | Raj Hotel | - | 12 | - | - | - | - | - | - | - | - |

**District : Mullaitivu**

| S.No | Name of Hotel | Grade/Star | No of AC Rooms | No of Non Ac Rooms | Conference Hall facilities Sq.feet | No of Customer Stayed | | | | No of Staff | |
|---|---|---|---|---|---|---|---|---|---|---|---|
| | | | | | | 2016 | 2017 | 2018 | 2019 | Male | Female |
| **1** | Rajh Restorant | - | 5 | - | - | - | - | - | - | - | - |
| **2** | KDK Restorant | - | 6 | - | - | - | - | - | - | - | - |
| **3** | Ocean Park | A | 21 | - | 320 | - | - | - | - | 8 | 4 |

**District : Mannar**

| S.No | Name of Hotel | Grade/Star | No of AC Rooms | No of Non Ac Rooms | Conference Hall facilities Sq.feet | No of Customer Stayed | | | | No of Staff | |
|---|---|---|---|---|---|---|---|---|---|---|---|
| | | | | | | 2016 | 2017 | 2018 | 2019 | Male | Female |
| 1 | Julie reception | A | 9 | 0 | 2 | 800 | 820 | 850 | 771 | 4 | - |
| 2 | K.Mahendran (Pearl rest) | A | 0 | 3 | 1 | - | - | 204 | 189 | 1 | - |
| 3 | J.C.Antony charles cross (AGAPE Hotel) | A | 18 | 0 | 1 | - | - | 175 | 217 | 1 | 2 |
| 4 | Aathi Hotel | A | 3 | 2 | - | - | - | 50 | 73 | 1 | 2 |
| 5 | 3J Restaurant | A | 2 | 4 | 1 | - | 252 | 378 | 297 | 2 | - |
| 6 | Ahash Hotel | A | 15 | 0 | 2 | 788 | 825 | 857 | 860 | 6 | 2 |
| 7 | M..N.A.Nuzair | A | 2 | 3 | 1 | 120 | 207 | 182 | 179 | 2 | - |
| 8 | Mananr Guest House | C | 17 | 3 | 1 | 210 | 270 | 285 | 219 | 3 | 4 |
| 9 | Sea Horse Rest In | C | 7 | 4 | 1 | 130 | 223 | 271 | 237 | 2 | - |
| 10 | Gate Way Rest House | C | 4 | 3 | 1 | 213 | 362 | 279 | 240 | 2 | 1 |
| 11 | Golden Rest House | C | 8 | 3 | 1 | 182 | 147 | 213 | 130 | 2 | 1 |
| 12 | Royal Rest House | C | 6 | 4 | 2 | 267 | 312 | 315 | 273 | 2 | 1 |
| 13 | Nelson Guest House | C | 2 | 8 | - | 250 | 230 | 220 | 195 | 1 | - |
| 14 | New Alfa Hotel | C | | | - | 0 | 0 | 107 | 107 | 3 | - |
| 15 | Palmyra House | 3 Star | 14 | - | yes | 600 | 800 | 950 | 1800 | 8 | 8 |
| 16 | VL Vilas Hotel | Restaurant | 6 | - | yes | | | | 30 | 1 | 1 |
| 17 | Pesalai Beach View Hotel | Restaurant | 7 | - | No | | | 300 | 350 | 3 | |
| 18 | Viyu Hotel | Restaurant | 0 | 12 | No | | 100 | 150 | 75 | 12 | 4 |
| 19 | JK Brothers | Restaurant | 2 | 2 | No | | | | | | |
| 20 | Green Line | B | 3 | 2 | Nil | 5 | 10 | 19 | 40 | 5 | Nil |

**District : Vavuniya**

| S.No | Name of Hotel | Grade/Star | No of AC Rooms | No of Non Ac Rooms | Conference Hall facilities Sq.feet | No of Customer Stayed | | | | No of Staff | |
|---|---|---|---|---|---|---|---|---|---|---|---|
| | | | | | | 2016 | 2017 | 2018 | 2019 | Male | Female |
| 1 | Pulles | - | 6 | 8 | - | 628 | 720 | 682 | 753 | - | - |
| 2 | Nilli star | - | - | - | - | - | - | - | - | - | - |
| *3* | Thampa Turest hotel | - | - | - | - | - | - | - | - | - | - |
| 4 | Oviya | 2 star | 33 | - | - | 1,922 | 2,690 | 2,992 | 3,124 | - | - |

*Source : Department of Local Government, NP*

# Chapter - 03

# Population

## Table 3.1 Population by Age and Gender, NP - 2019

| S.No | District | 0-04 | | 05-09 | | 10-14 | | 15-19 | | 20-24 | | 25-29 | | 30-34 | | 35-39 | | 40-44 | | 45-49 | | 50-54 | | 55-59 | | >=60 | | Sub Total | | Total |
|---|---|---|---|---|---|---|---|---|---|---|---|---|---|---|---|---|---|---|---|---|---|---|---|---|---|---|---|---|---|---|
| | | Male | Female | Male | Female | Male | Female | Male | Female | Male | Female | Male | Female | Male | Female | Male | Female | Male | Female | Male | Female | Male | Female | Male | Female | Male | Female | Male | Female | Male & Female |
| 1 | Jaffna | 17,974 | 18,171 | 21,889 | 22,056 | 23,853 | 24,128 | 24,899 | 25,137 | 25,114 | 25,639 | 26,529 | 26,645 | 25,041 | 24,305 | 22,545 | 22,260 | 19,210 | 20,211 | 16,125 | 17,988 | 15,114 | 18,120 | 14,675 | 17,750 | 46,059 | 55,025 | **299,027** | **317,435** | **616,462** |
| 2 | Kilinochchi | 4,732 | 5,010 | 5,609 | 5,819 | 5,749 | 6,021 | 5,629 | 5,860 | 5,513 | 5,827 | 5,625 | 5,752 | 5,606 | 5,905 | 5,488 | 5,823 | 5,225 | 5,488 | 4,863 | 5,229 | 4,728 | 5,053 | 4,609 | 4,921 | 7,678 | 8,235 | **71,054** | **74,943** | **145,997** |
| 3 | Mullaitivu | 7,593 | 7,741 | 8,294 | 8,420 | 5,078 | 5,207 | 3,616 | 3,950 | 6,881 | 7,148 | 6,434 | 6,727 | 4,305 | 4,583 | 4,359 | 4,772 | 4,156 | 4,490 | 3,720 | 4,218 | 3,585 | 4,039 | 4,143 | 3,971 | 5,615 | 5,276 | **67,779** | **70,542** | **138,321** |
| 4 | Mannar | 7,402 | 7,504 | 4,665 | 4,760 | 5,842 | 5,920 | 5,864 | 6,034 | 5,676 | 5,910 | 5,654 | 6,014 | 5,859 | 6,103 | 5,895 | 6,122 | 5,816 | 6,446 | 5,523 | 5,582 | 5,081 | 5,214 | 4,713 | 4,929 | 11,956 | 12,612 | **79,946** | **83,150** | **163,096** |
| 5 | Vavuniya | 6,151 | 6,612 | 6,856 | 7,092 | 7,199 | 7,556 | 8,119 | 8,436 | 8,703 | 8,827 | 7,929 | 8,092 | 7,464 | 7,823 | 7,305 | 7,626 | 6,760 | 7,178 | 6,171 | 6,478 | 5,618 | 6,017 | 5,162 | 5,537 | 9,372 | 10,178 | **92,809** | **97,452** | **190,261** |
| **6** | **Total** | **43,852** | **45,038** | **47,313** | **48,147** | **47,721** | **48,832** | **48,127** | **49,417** | **51,887** | **53,351** | **52,171** | **53,230** | **48,275** | **48,719** | **45,592** | **46,603** | **41,167** | **43,813** | **36,402** | **39,495** | **34,126** | **38,443** | **33,302** | **37,108** | **80,680** | **91,326** | **610,615** | **643,522** | **1,254,137** |

*Source:- District Secretariats, NP*

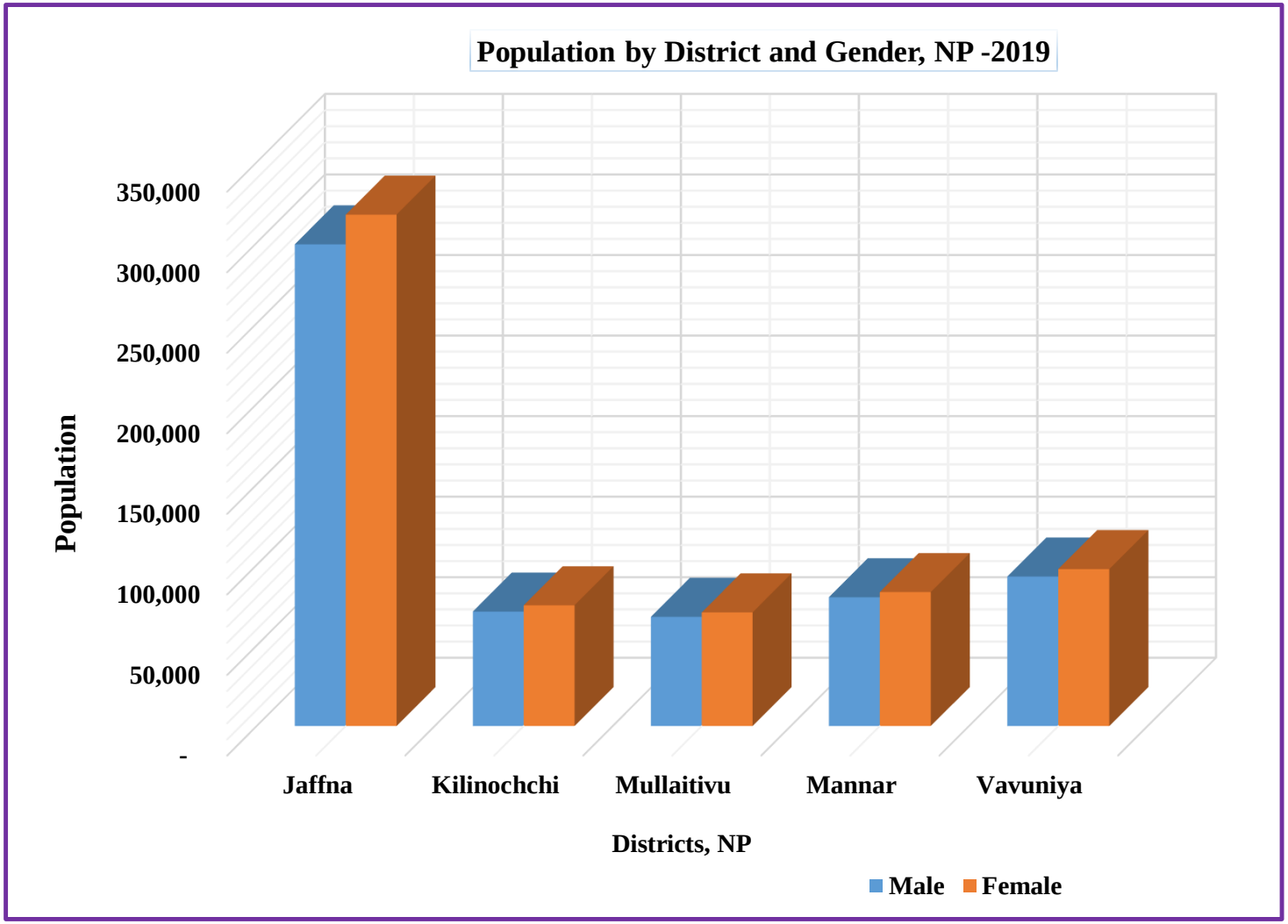


*Source:- District Secretariats, NP*

## Table 3.2 Population by Urban & Rural Sector, NP - 2019

| S.No. | Districts | Total Population | Urban | % | Rural | % |
|---|---|---|---|---|---|---|
| 1 | Jaffna | 616,462 | 123,047 | 19.96 | 493,415 | 80.04 |
| 2 | Kilinochchi | 145,997 | 52,716 | 36.11 | 93,281 | 63.89 |
| 3 | Mullaitivu | 138,321 | - | - | 138,321 | 100.00 |
| 4 | Mannar | 163,096 | 23,668 | 14.51 | 139,428 | 85.49 |
| 5 | Vavuniya | 190,261 | 34,276 | 18.02 | 155,985 | 81.98 |
| **Total** | | **1,254,137** | **233,707** | | **1,020,430** | |

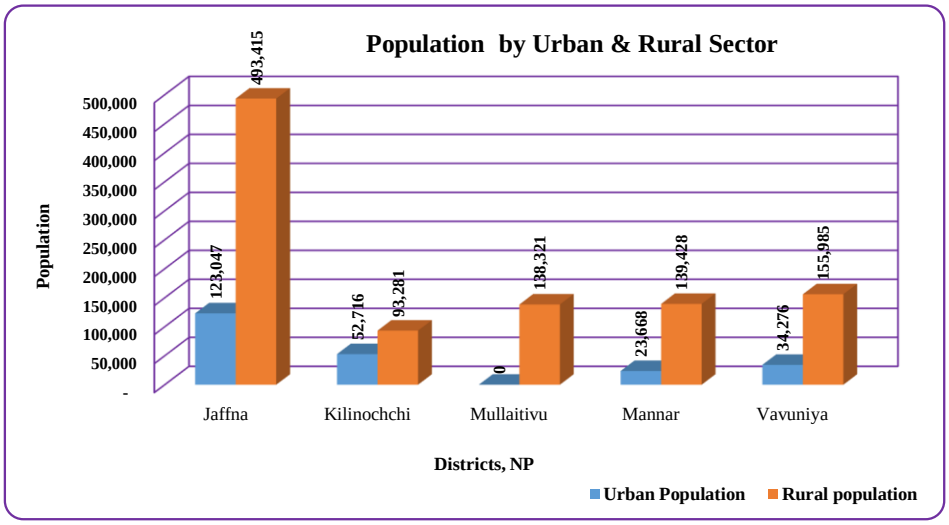


## Table 3.3 Population by Local Authorities, NP - 2019

| S.No. | District | Name of the Local Authority | No of Families | Male | Female | Total |
|---|---|---|---|---|---|---|
| 1 | Jaffna | Jaffna Municipal Council | 26,901 | 40,573 | 43,644 | **84,217** |
| | | Valvettithurai Urban Council | 3,174 | 4,523 | 4,670 | **9,193** |
| | | Pointpedro Pradeshiya Sabha | 13,423 | 20,342 | 21,425 | **41,767** |
| | | Chavakachcheri Urban Council | 5,534 | 8,345 | 8,614 | **16,959** |
| | | Karainagar Pradeshiya Sabha | 3,514 | 4,933 | 5,378 | **10,311** |
| | | Kayts Pradeshiya Sabha | 3,204 | 5,071 | 5,405 | **10,476** |
| | | Delft Pradeshiya Sabha | 1,329 | 2,045 | 2,020 | **4,065** |
| | | Velanai Pradeshiya Sabha | 5,025 | 7,913 | 8,463 | **16,376** |
| | | Valikamam West Pradeshiya Sabha | 14,636 | 22,837 | 24,439 | **47,276** |
| | | Valikamam North Pradeshiya Sabha | 14,677 | 22,195 | 23,697 | **45,892** |
| | | Valikamam South West Pradeshiya Sabha | 17,164 | 26,023 | 27,215 | **53,238** |
| | | Valikamam South Pradeshiya Sabha | 17,293 | 25,579 | 27,429 | **53,008** |
| | | Valikamam East Pradeshiya Sabha | 22,941 | 35,821 | 38,127 | **73,948** |
| | | Vadamaradchi South West Pradeshiya Sabha | 14,703 | 21,605 | 23,219 | **44,824** |
| | | Chavakachcheri Pradeshiya Sabha | 17,408 | 27,041 | 28,143 | **55,184** |
| | | Nallur Pradeshiya Sabha | 12,132 | 18,095 | 18,955 | **37,050** |
| | | Pointpedro Urban Council | 4,075 | 6,086 | 6,592 | **12,678** |
| | **Sub Total** | | **197,133** | **299,027** | **317,435** | **616,462** |

| | | | | | | |
|---|---|---|---|---|---|---|
| 2 | Kilinochchi | Karachchi Pradeshiya Sabha | `34385 | 50,905 | 54,361 | 105,266 |
| | | Poonagary Pradeshiya Sabha | 7,865 | 13,148 | 13,341 | 26,489 |
| | | Pachilaippalli Pradeshiya Sabha | 4,491 | 7,001 | 7,241 | 14,242 |
| | **Sub Total** | | **12,356** | **71,054** | **74,943** | **145,997** |
| 3 | Mullaitivu | Maritime Pattu Pradeshiya Sabha | 17,271 | 26629.00 | 27,537 | **54,166** |
| | | Puthukkudiyiruppu Pradeshiya Sabha | 20,417 | 30225.00 | 31,540 | **61,765** |
| | | Thunukkai Pradeshiya Sabha | 4,167 | 6063.00 | 6,569 | **12,632** |
| | | Manthai East Pradeshiya Sabha | 3,177 | 4862.00 | 4,896 | **9,758** |
| | **Sub Total** | | **45,032** | **67,779** | **70,542** | **138,321** |
| 4 | Mannar | Mannar Urban Council | 7,021 | 10327.00 | 13,319 | **23,646** |
| | | Mannar Pradeshiya Sabha | 13,323 | 23786.00 | 24,908 | **48,694** |
| | | Musali Pradeshiya Sabha | 8,631 | 14744.00 | 14,675 | **29,419** |
| | | Manthai West Pradeshiya Sabha | 10,614 | 17500.00 | 18,298 | **35,798** |
| | | Nanaaddaan Pradeshiya Sabha | 8,166 | 12632.00 | 12,907 | **25,539** |
| | **Sub Total** | | **47,755** | **78,989** | **84,107** | **163,096** |
| 5 | Vavuniya | Urban Council - Vavuniya | 9,564 | 16,839 | 17,437 | **34,276** |
| | | Pradeshiya sabha - Vavuniya | 26,311 | 44,911 | 47,806 | **92,717** |
| | | Pradeshiya sabha -Vavuniya South | 5,317 | 7,693 | 8,119 | **15,812** |
| | | Pradeshiya sabha -Vavuniya North | 5,655 | 9,059 | 9,237 | **18,296** |
| | | Vengalacheddikulam -Pradeshiya sabha | 8,624 | 14,307 | 14,853 | **29,160** |
| | **Sub Total** | | **55,471** | **92,809** | **97,452** | **190,261** |
| **Total** | | | **357,747** | **609,658** | **644,479** | **1,254,137** |

*Source:- District Secretariats, NP*

**Table 3.4 Births and Deaths by Gender, NP- 2019**

| S.No. | District | No.of Births | | | No.of Deaths | | |
|---|---|---|---|---|---|---|---|
| | | Male | Female | Total | Male | Female | Total |
| 1 | Jaffna | 4,778 | 4,582 | **9,360** | 2757 | 2,176 | **4,933** |
| 2 | Kilinochchi | 1,508 | 1,446 | **2,954** | 358 | 231 | **589** |
| 3 | Mullaitivu | 317 | 299 | **616** | 303 | 157 | **460** |
| 4 | Mannar | 984 | 838 | **1,822** | 287.00 | 216 | **503** |
| 5 | Vavuniya | 1,658 | 1,705 | **3,363** | 568 | 399 | **967** |
| **Total** | | **9,245** | **8,870** | **18,115** | **4,273** | **3,179** | **7,452** |

*Source:- District Secretariats, NP*

## Table 3.5 Population & Population Density by District, NP - 2019

| S.No | District | Area (Sq.Km.) | Population | Density/Sq.km |
|---|---|---|---|---|
| 1 | Jaffna | 1025.00 | 616,462 | 601.43 |
| 2 | Kilinochchi | 127900.00 | 145,997 | 1.14 |
| 3 | Mullaitivu | 2693.00 | 138,321 | 51.36 |
| 4 | Mannar | 2002.07 | 163,096 | 81.46 |
| 5 | Vavuniya | 1891.00 | 190,261 | 100.61 |
| **Total** | | **135,511.07** | **1,254,137.00** | **836.01** |

*Source:- District Secretariats, NP*

## Table 3.6 Population by Ethnic Group, NP - 2019

| S.No | District | Sri Lankan Tamils | Muslims | Sinhalese | Others | Total |
|---|---|---|---|---|---|---|
| 1 | Jaffna | 611,249 | 4,878 | 335 | - | **616,462** |
| 2 | Kilinochchi | 143,210 | 2,666 | 121 | - | **145,997** |
| 3 | Mullaitivu | 118,040 | 8,423 | 11,821 | 37 | **138,321** |
| 4 | Mannar | 93,162 | 69,002 | 932 | - | **163,096** |
| 5 | Vavuniya | 153,157 | 17,268 | 19,615 | 221 | **190,261** |
| | **Total** | **1,118,818** | **102,237** | **32,824** | **258** | **1,254,137** |

*Source:- District Secretariats, NP*

## Table 3.7 Population by Religious Group, NP - 2019

| S.No | District | Hindus | Christians | Islam | Budhist | Others | Total |
|---|---|---|---|---|---|---|---|
| 1 | Jaffna | 518,445 | 92,831 | 4,881 | 305 | - | **616,462** |
| 2 | Kilinochchi | 116,410 | 26,820 | 2,666 | 101 | | **145,997** |
| 3 | Mullaitivu | 103,336 | 15,359 | 8,423 | 11,203 | - | **138,321** |
| 4 | Mannar | 27,517 | 65,712 | 69,004 | 863 | - | **163,096** |
| 5 | Vavuniya | 127,188 | 26,278 | 17,268 | 19,527 | - | **190,261** |
| | **Total** | **892,896** | **227,000** | **102,242** | **31,999** | **-** | **1,254,137** |

*Source:- District Secretariats, NP*

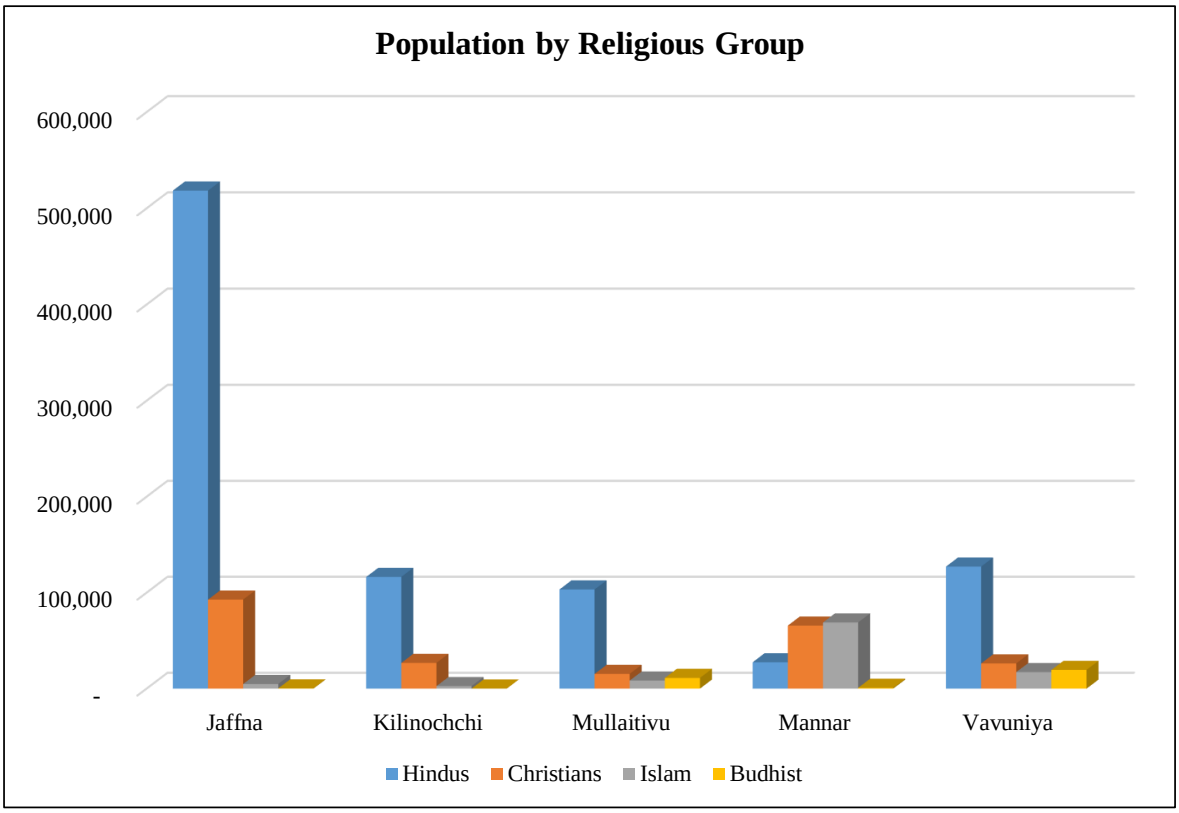

**Table 3.8 Details of Economic Status of Population -2019**

| S.No. | District | Name of the DS Division | No of total Families | No of families below the poverty line | Members |
|---|---|---|---|---|---|
| 1 | Jaffna | Delft | 1,329 | 851 | 2,628 |
| | | Islands South | 5,025 | 1,316 | 2,723 |
| | | Islands North | 3,204 | 2,255 | 7,342 |
| | | Karainagar | 3,514 | 2,206 | 7,771 |
| | | Thenmaradchi | 16,584 | 4,092 | 11,499 |
| | | Jaffna | 22,449 | 7,462 | 20,714 |
| | | Nallur | 17,164 | 4,732 | 12,808 |
| | | Valikamam North | 14,636 | 6,036 | 17,953 |
| | | Valikamam East | 17,293 | 6,114 | 17,327 |
| | | Valikamam South | 14,677 | 7,535 | 24,466 |
| | | Valikamam West | 22,941 | 6,890 | 20,095 |
| | | Valikamam South West | 22,942 | 8,290 | 24,406 |
| | | Vadamaradchy South West | 15,066 | 5,311 | 14,753 |
| | | Vadamaradchy North | 14,890 | 5,447 | 15,583 |
| | | Vadamaradchy East | 5,419 | 3,936 | 11,496 |
| | **Sub Total** | | **197,133** | **72,473** | **211,564** |
| 2 | Kilinochchi | Karachchi | 25,650 | 9,740 | 35,850 |
| | | Kandawalai | 8,735 | 5,951 | 12,035 |
| | | Pallai | 7,865 | 3,644 | 12,320 |
| | | Poonagary | 4,491 | 2,277 | 6,580 |
| | **Sub Total** | | **46,741** | **21,612** | **66,785** |
| 3 | Mullaitivu | Maritimepattu | 13,935 | 9,524 | 30,897 |
| | | Puthukkudiyiruppu | 13,774 | 9,346 | 30,305 |
| | | Oddusuddan | 6,623 | 4,863 | 15,508 |
| | | Thunukkai | 4,167 | 2,691 | 8,563 |
| | | Manthai East | 3,177 | 1,987 | 6,787 |
| | | Welioya | 3,336 | 2,445 | 6,710 |
| | **Sub Total** | | **45,012** | **30,856** | **98,770** |
| 4 | Mannar | Mannar Town | 20,362 | 13,362 | 72,393 |
| | | Nanaddan | 6,973 | 5,001 | 21,768 |
| | | Musali | 8,628 | 5,677 | 29,411 |
| | | Manthai West | 7,702 | 3,699 | 26,256 |
| | | Madhu | 4,119 | 1,723 | 13,284 |
| | **Sub Total** | | **47,784** | **29,462** | **163,112** |
| 5 | Vavuniya | Vavuniya | 35,875 | 17,947 | 53,841 |
| | | Vavuniya South | 5,317 | 2,638 | 9,122 |
| | | Vavuniya North | 5,655 | 4,100 | 13,462 |
| | | Vengalacheddikulam | 8,624 | 6,245 | 18,742 |
| | **Sub Total** | | **55,471** | **30,930** | **95,167** |
| | **Total** | | **392,141** | **185,333** | **635,398** |

*Source:- District Secretariats, NP*

**Table 3.9 Details of families benifitted through Samurdhi Programme - 2019**

| S.No | District | Name of the DS Division | No of total Families | No of Families benifitted through Samurdhi Programme | Members |
|---|---|---|---|---|---|
| 1 | Jaffna | Delft | 1,329 | 826 | 2,730 |
| | | Islands South | 5,025 | 2,400 | 8,924 |
| | | Islands North | 3,204 | 1,913 | 7,089 |
| | | Karainagar | 3,514 | 2,206 | 7,467 |
| | | Thenmaradchi | 16,584 | 7,649 | 26,556 |
| | | Jaffna | 22,449 | 5,074 | 17,096 |
| | | Nallur | 17,164 | 6,020 | 20,235 |
| | | Valikamam North | 14,636 | 6,809 | 24,651 |
| | | Valikamam East | 17,293 | 9,398 | 34,491 |
| | | Valikamam South | 14,677 | 7,486 | 25,777 |
| | | Valikamam West | 22,941 | 4,827 | 19,148 |
| | | Valikamam South West | 22,942 | 7,287 | 25,606 |
| | | Vadamaradchy South West | 15,066 | 6,054 | 20,736 |
| | | Vadamaradchy North | 14,890 | 4,898 | 17,772 |
| | | Vadamaradchy East | 5,419 | 3,201 | 10,697 |
| | **Sub Total** | | **197,133** | **76,048** | **268,975** |
| 2 | Kilinochchi | Karachchi | 25,650 | 12,986 | 39,335 |
| | | Kandawalai | 8,735 | 5,129 | 13,398 |
| | | Pallai | 7,865 | 3,914 | 13,355 |
| | | Poonagary | 4,491 | 2,033 | 7,210 |
| | **Sub Total** | | **46,741** | **24,062** | **73,298** |
| 3 | Mullaitivu | Maritimepattu | 13,935 | 7,968 | 21,324 |
| | | Puthukkudiyiruppu | 13,774 | 7,412 | 24,867 |
| | | Oddusuddan | 6,623 | 3,356 | 11,893 |
| | | Thunukkai | 4,167 | 2,181 | 7,326 |
| | | Manthai East | 3,177 | 1,620 | 5,846 |
| | | Welioya | 3,336 | 1,915 | 5,293 |
| | **Sub Total** | | **45,012** | **24,452** | **76,549** |
| 4 | Mannar | Mannar Town | 20,362 | 10,240 | 72,393 |
| | | Nanaddan | 6,973 | 4,250 | 21,768 |
| | | Musali | 8,628 | 3,547 | 29,411 |
| | | Manthai West | 7,702 | 3,442 | 26,256 |
| | | Madhu | 4,119 | 1,643 | 13,284 |
| | **Sub Total** | | **47,784** | **23,122** | **163,112** |
| 5 | Vavuniya | Vavuniya | 35,875 | 12,874 | 38,622 |
| | | Vavuniya South | 5,317 | 1,545 | 4,273 |
| | | Vavuniya North | 5,655 | 3,303 | 11,049 |
| | | Vengalacheddikulam | 8,624 | 6,245 | 18,742 |
| | **Sub Total** | | **55,471** | **23,967** | **72,686** |
| | **Total** | | **392,141** | **171,651** | **654,620** |

*Source:- District Secretariats, NP*

# Chapter - 04

# Agriculture

## Table 4.1 Cultivation programme of paddy - Extent & Production, NP- 2019

**(Target & Achievement) Maha 2018/2019 &Yala 2019**

| Detail | 2018/2019 Maha | 2019 Yala |
|---|---|---|
| Targeted (Hec) | 95,943 | 18,016 |
| Achievement Ext. (Hec) | 93,931 | 18,829 |
| **Total Production (MT)** | **226,441** | **66,371** |

*Source : Department of Agriculture, NP*

## Table 4.2 Target of paddy Land extent, achievements & production Maha 2018/2019 by District, NP

| District | Targeted (Hec) | Gross Extent Sown (Hec) | Gross Extent Harvested (Hec) | Net Extent Harvested (Hec) | Production (Mt) |
|---|---|---|---|---|---|
| Jaffna | 12,390 | 11,649 | 9,255 | 7,993 | 19,982 |
| Kilinochchi | 24,690 | 24,786 | 21,350 | 12,458 | 41,361 |
| Mannar | 21,425 | 20,200 | 15,482 | 14,782 | 72,778 |
| Mullaitivu | 17,537 | 17,456 | 13,498 | 10,722 | 37,357 |
| Vavuniya | 19,901 | 19,840 | 15,262 | 14,400 | 54,963 |
| **Total** | **95,943** | **93,931** | **74,847** | **60,355** | **226,441** |

*Source : Department of Agriculture, NP*

## Table 4.3 Target of paddy extent, achievements & production Yala - 2019 by District, NP

| District | Targeted (Hec) | Gross Extent Sown (Hec) | Gross Extent Harvested (Hec) | Net Extent Harvested (Hec) | Production (Mt) |
|---|---|---|---|---|---|
| Jaffna | - | - | - | - | - |
| Kilinochchi | 8,715 | 8,576 | 7,716 | 6,847 | 34,226 |
| Mannar | 1,380 | 2,050 | 1,625 | 1,544 | 6,947 |
| Mullaitivu | 5,296 | 5,533 | 4,471 | 4,159 | 17,352 |
| Vavuniya | 2,625 | 2,670 | 2,207 | 2,063 | 7,846 |
| **Total** | **18,016** | **18,829** | **16,019** | **14,613** | **66,371** |

*Source : Department of Agriculture, NP*

## Table 4.4. Achievement of paddy production - 2018/2019 by District, NP

| District | Targeted Extent(Hec) | Gross Extent Sown(Hec) | Gross Extent Harvested (Hec) | Extent Demaged(Hec) | Net Extent Harvest (Hec) | Average yield | | Production(Mt/Hec) |
|---|---|---|---|---|---|---|---|---|
| | | | | | | Bu/Net Ac | Mt/Net Hec | |
| Jaffna | 12,390 | 11,649 | 9,255 | 248 | 7,993 | 49.4 | 2.5 | 19,982 |
| Kilinochchi | 24,690 | 24,786 | 21,350 | 7,311 | 12,458 | 65.6 | 3.2 | 41,361 |
| Mannar | 21,425 | 20,200 | 15,482 | 0 | 14,782 | 97.2 | 4.9 | 72,778 |
| Mullaitivu | 17,537 | 17,456 | 13,498 | 2,134 | 10,722 | 68.8 | 3.4 | 37,357 |
| Vavuniya | 19,901 | 19,840 | 15,262 | 0 | 14,400 | 75.4 | 3.8 | 54,963 |
| **Total** | **95,943** | **93,931** | **74,847** | **9,693** | **60,355** | **74.0** | **3.8** | **226,441** |

*Source : Department of Agriculture, NP*

## Table 4.5 Achievement of paddy production programme, Yala - 2019 by District, NP

| District | Targeted Extent(Hec) | Gross Extent Sown(Hec) | Gross Extent Harvested (Hec) | Extent Demaged(Hec) | Net Extent Harvest (Hec) | Average yield | | Production(Mt/Hec) |
|---|---|---|---|---|---|---|---|---|
| | | | | | | Bu/Net Ac | Mt/Net Hec | |
| Jaffna | - | - | - | - | - | - | - | - |
| Kilinochchi | 8,715 | 8,576 | 7,716 | 0 | 6,847 | 98.7 | 5.0 | 34,226 |
| Mannar | 1,380 | 2,050 | 1,625 | 8 | 1,544 | 88.9 | 4.5 | 6,947 |
| Mullaitivu | 5,296 | 5,533 | 4,471 | 63 | 4,159 | 82.4 | 4.2 | 17,352 |
| Vavuniya | 2,625 | 2,670 | 2,207 | 20 | 2,063 | 75.1 | 3.8 | 7,846 |
| **Total** | **18,016** | **18,829** | **16,019** | **91** | **14,613** | **89.7** | **4.5** | **66,371** |

*Source : Department of Agriculture, NP*

## Table 4.6 Achievement of paddy production (By Irrgation type) – 2019, NP

| Item | Irrigation Type | Jaffna | Kilinochchi | Mannar | Mullaitivu | Vavuniya | Total |
|---|---|---|---|---|---|---|---|
| Target Extent (Hec) | Major | - | 21,003 | 16,584 | 12,282 | 6,593 | 56,462 |
| | Minor | - | 1,088 | 4,321 | 4,664 | 12,725 | 22,798 |
| | Rainfed | 12,390 | 11,696 | 1,900 | 5,886 | 3,208 | 35,080 |
| | **Total** | **12,390** | **33,787** | **22,805** | **22,832** | **22,526** | **114,340** |
| Gross Extent Sown (Hec) | Major | - | 21,062 | 17,254 | 12,448 | 6,462 | 57,226 |
| | Minor | - | 604 | 4,321 | 4,830 | 12,848 | 22,603 |
| | Rainfed | 11,649 | 11,696 | 675 | 5,711 | 3,200 | 32,931 |
| | **Total** | **11,649** | **33,362** | **22,250** | **22,989** | **22,510** | **112,760** |

*Source : Department of Agriculture, NP*

## Table 4.7 Cultivation of other field crops extent - Maha 2018/2019, Yala 2019, NP

| Crop | Maha 2018/2019 | | Yala 2019 | | Maha 2019/2020 | |
|---|---|---|---|---|---|---|
| | Target (Hec) | Achievement (Hec) | Target (Hec) | Achievement (Hec) | Target (Hec) | Achievement (Hec) |
| Chilli | 2209.5 | 1855 | 824 | 763.3 | 2209 | 1508.4 |
| Red Onion | 2247 | 1801.4 | 2837 | 2140 | 2247.5 | 1910 |
| Big Onion | 103.5 | 122.3 | 267.5 | 143.5 | 61 | 3444.5 |
| Green gram | 1522.5 | 761.1 | 621 | 435.6 | 1518 | 887.1 |
| Black gram | 7349 | 4708.7 | 81 | 65.2 | 7331 | 4182.1 |
| Cowpea | 1648 | 894 | 486 | 231.3 | 1647 | 875.8 |
| Grount nut | 3515 | 3729.1 | 2005 | 2170.8 | 3517 | 2530.1 |
| Gingely | 1873 | 782.4 | 72 | 79.5 | 1871 | 780.7 |
| Maize | 969 | 650.2 | 189.5 | 48.5 | 971 | 464.7 |
| Kurrakkan | 150 | 61.6 | 190 | 83.4 | 150 | 72.7 |
| Sunhemp | - | - | - | 9.1 | 10 | 28.7 |

*Source : Department of Agriculture, NP*

## Table 4.8 Crop production extent (Ha) - Maha 2018/2019 by District, NP

| District | Chilli | Big Onion | Red Onion | Black Gram | Green Gram | Cowpea | Ground nut | Maize | Kurakkan | Gingelly |
|---|---|---|---|---|---|---|---|---|---|---|
| Jaffna | 495.0 | 3.1 | 1,607.5 | 116.5 | 108.8 | 78.0 | 77.8 | 30.8 | 8.3 | 445.5 |
| Kilinochchi | 391.5 | 8.5 | 86.0 | 193.4 | 237.0 | 175.0 | 293.0 | 100.5 | 17.3 | 84.0 |
| Mannar | 282.0 | 39.4 | 18.0 | 198.5 | 60.0 | 125.5 | 206.1 | 149.0 | 1.5 | 27.2 |
| Mullaitivu | 333.5 | 10.0 | 45.0 | 544.3 | 272.5 | 256.4 | 2,711.5 | 87.9 | 7.3 | 171.5 |
| Vavuniya | 353.0 | 61.3 | 44.9 | 3,656.0 | 82.8 | 259.1 | 440.7 | 282.0 | 27.2 | 54.2 |
| **Total** | **1,855.0** | **122.3** | **1,801.4** | **4,708.7** | **761.1** | **894.0** | **3,729.1** | **650.2** | **61.6** | **782.4** |

*Source : Department of Agriculture, NP*

## Table 4.9 Crop production extent (Ha) - Yala 2019 by District, NP

| District | Chilli | Big Onion | Red Onion | Black Gram | Green Gram | Cowpea | Ground nut | Maize | Kurakkan | Gingelly |
|---|---|---|---|---|---|---|---|---|---|---|
| Jaffna | 167.8 | 5.5 | 1,565.8 | 17.0 | 127.5 | 24.0 | 69.5 | 7.8 | 79.0 | 10.5 |
| Kilinochchi | 100.0 | 5.8 | 55.0 | 13.5 | 97.0 | 85.0 | 162.0 | 11.3 | 2.3 | 3.0 |
| Mannar | 105.6 | 26.0 | 10.3 | 9.9 | 124.0 | 13.6 | 256.3 | 5.1 | - | 49.5 |
| Mullaitivu | 114.0 | 6.2 | 68.5 | 0.9 | 55.8 | 88.0 | 997.0 | 10.0 | 2.1 | 3.0 |
| Vavuniya | 276.0 | 100.0 | 440.4 | 23.9 | 31.3 | 20.7 | 686.0 | 14.3 | - | 13.5 |
| **Total** | **763.4** | **143.5** | **2,140.0** | **65.2** | **435.6** | **231.3** | **2,170.8** | **48.5** | **83.4** | **79.5** |

*Source : Department of Agriculture, NP*

**Table 4.10 Crop production, extent (Ha) Maha 2018/2019 & Yala 2019 by District, NP**

| District | Chilli | Big Onion | Red Onion | Black Gram | Green Gram | Cowpea | Ground nut | Maize | Kurakkan | Gingelly |
|---|---|---|---|---|---|---|---|---|---|---|
| Jaffna | 662.8 | 8.6 | 3,173.3 | 133.5 | 236.3 | 102.0 | 147.3 | 38.6 | 87.3 | 456.0 |
| Kilinochchi | 491.5 | 14.3 | 141.0 | 206.9 | 334.0 | 260.0 | 455.0 | 111.8 | 19.6 | 87.0 |
| Mannar | 387.6 | 65.4 | 28.3 | 208.4 | 184.0 | 139.1 | 462.4 | 154.1 | 1.5 | 76.7 |
| Mullaitivu | 447.5 | 16.2 | 113.5 | 545.2 | 328.3 | 344.4 | 3,708.5 | 97.9 | 9.4 | 174.5 |
| Vavuniya | 629.0 | 161.3 | 485.3 | 3,679.9 | 114.1 | 279.8 | 1,126.7 | 296.3 | 27.2 | 67.7 |
| **Total** | **2,618.4** | **265.8** | **3,941.4** | **4,773.9** | **1,196.7** | **1,125.3** | **5,899.9** | **698.7** | **145.0** | **861.9** |

*Source : Department of Agriculture, NP*

**Table 4.11 Extent (Ha) of selected fruits by District, NP - 2019**

| Type of Fruits | | Jaffna | Kilinochchi | Mannar | Mullaitivu | Vavuniya | Total |
|---|---|---|---|---|---|---|---|
| Banana | Existing Ext.(Hec) | 896.4 | 323.8 | 397.0 | 423.0 | 780.0 | **2,820.2** |
| | Ext.Planted(Hec) | 12.0 | 4.0 | 8.7 | 29.6 | 13.1 | **67.4** |
| | **Total Ext.(Hec)** | **908.4** | **327.8** | **405.7** | **452.6** | **793.1** | **2,887.6** |
| Lime& Lemon | Existing Ext.(Hec) | 198.0 | 67.0 | 89.5 | 138.0 | 429.0 | **921.5** |
| | Ext.Planted(Hec) | - | - | 2.0 | 1.7 | 2.4 | **6.1** |
| | **Total Ext.(Hec)** | **198.0** | **67.0** | **91.5** | **139.7** | **431.4** | **927.6** |
| Orange | Existing Ext.(Hec) | 22.0 | 15.5 | 33.9 | 28.5 | 82.0 | **181.9** |
| | Ext.Planted(Hec) | - | - | - | 3.0 | - | **3.0** |
| | **Total Ext.(Hec)** | **22.0** | **15.5** | **33.9** | **31.5** | **82.0** | **184.9** |
| Mango | Existing Ext.(Hec) | 839.0 | 306.8 | 392.4 | 397.7 | 647.0 | **2,582.9** |
| | Ext.Planted(Hec) | 1.0 | - | 11.9 | 13.1 | 14.0 | **40.0** |
| | **Total Ext.(Hec)** | **840.0** | **306.8** | **404.3** | **410.8** | **661.0** | **2,622.9** |
| Guava | Existing Ext.(Hec) | - | 55.5 | 120.9 | 62.9 | 114.0 | **353.3** |
| | Ext.Planted(Hec) | - | 0.5 | 2.0 | 4.2 | 1.7 | **8.4** |
| | **Total Ext.(Hec)** | **-** | **56.0** | **122.9** | **67.1** | **115.7** | **361.7** |
| Papaw | Existing Ext.(Hec) | 140.0 | 86.5 | 202.4 | 106.0 | 603.0 | **1,137.9** |
| | Ext.Planted(Hec) | 6.5 | - | 5.0 | 13.5 | 43.0 | **68.0** |
| | **Total Ext.(Hec)** | **146.5** | **86.5** | **207.4** | **119.5** | **646.0** | **1,205.9** |

*Source : Department of Agriculture, NP*

**Table 4.12 Achievement of vegetable cultivation - Maha 2018/2019, NP**
**Extent (Ha)**

| Crop | Jaffna | Kilinochchi | Mannar | Mullaitivu | Vavuniya | Total |
|---|---|---|---|---|---|---|
| Potato | 93.0 | - | - | - | - | **93.0** |
| Beans | 22.0 | 10.0 | 6.8 | 3.0 | 33.8 | **75.6** |
| Capsicum | 65.0 | 43.0 | 50.2 | 76.3 | 101.2 | **335.7** |
| Tomato | 108.8 | 83.0 | 45.1 | 129.4 | 71.1 | **437.4** |
| Cabbage | 49.8 | 9.0 | 7.8 | 23.8 | 51.4 | **141.8** |
| Carrot | 69.5 | 5.0 | 0.2 | 10.6 | 6.6 | **91.9** |
| Beet root | 125.3 | 4.0 | 4.5 | 10.2 | 5.0 | **149.0** |
| Raddish | 3.5 | - | 2.0 | | 10.5 | **16.0** |
| Knolkhal | - | - | - | - | 0.9 | **0.9** |
| Cauliflower | - | - | - | - | - | - |
| Leeks | 9.8 | 2.0 | - | - | - | **11.8** |
| Long beans | 138.5 | 124.0 | 42.0 | 80.1 | 77.8 | **462.4** |
| Busitavo | 3.0 | 32.0 | 18.7 | 35.2 | 12.0 | **100.9** |
| Okra | 151.0 | 148.0 | 50.4 | 107.8 | 109.6 | **566.8** |
| Brinjal | 118.3 | 193.0 | 77.6 | 209.5 | 224.2 | **822.6** |
| Bitter gourd | 54.3 | 57.0 | 27.3 | 64.0 | 69.4 | **272.0** |
| Snake gourd | 58.0 | 63.0 | 31.8 | 37.8 | 49.7 | **240.3** |
| Pumpkin | 113.8 | 115.0 | 106.4 | 74.6 | 112.3 | **522.1** |
| Luffa | - | 2.0 | 3.0 | - | 26.1 | **31.1** |
| Butternut | 18.3 | 32.0 | 13.8 | 21.3 | 4.0 | **89.4** |
| Cucumber | - | 2.0 | - | - | 12.4 | **14.4** |
| Leafy vegetable | 138.5 | 78.0 | 37.1 | 88.2 | 54.2 | **396.0** |
| Manioc | 112.5 | 142.0 | 40.4 | 162.4 | 153.1 | **610.4** |
| Sweet potato | 1.3 | 2.5 | - | 66.3 | 10.9 | **81.0** |
| King yam | - | 2.5 | - | 1.9 | - | **4.4** |
| E.F.yam | - | 2.5 | - | 1.3 | 1.5 | **5.3** |
| Other yam | - | | - | - | - | - |
| Winged beans | - | | - | - | - | - |
| **Total** | **1,361.2** | **1,151.5** | **565.1** | **1,203.7** | **1,197.7** | **5,479.2** |

*Source : Department of Agriculture, NP*

**Table 4.13 Achievement of vegetable cultivation Extent (Ha)**
**Yala 2019, NP**

| Crop | Jaffna | Kilinochchi | Mannar | Mullaitivu | Vavuniya | Total |
|---|---|---|---|---|---|---|
| Potato | 0.0 | 0.0 | 0.0 | 0.0 | 0.0 | **0.0** |
| Beans | 4.5 | 4.0 | 10.0 | 0.0 | 9.5 | **28.0** |
| Capsicum | 38.5 | 35 | 28.3 | 56.3 | 38.8 | **196.9** |
| Tomato | 81.5 | 39 | 41.7 | 74.9 | 22.3 | **259.4** |
| Cabbage | 15.5 | 2.5 | 3.5 | 2.8 | 7 | **31.3** |
| Carrot | 27.5 | 2.2 | 2 | 0.1 | 0.8 | **32.6** |
| Beet root | 47.5 | 1 | 7.1 | - | 0.8 | **56.4** |
| Raddish | 0.8 | - | - | - | 2.3 | **3.1** |
| Knolkhal | - | - | - | - | 0.2 | **0.2** |
| Cauliflower | - | - | - | - | - | **0.0** |
| Leeks | 8.5 | 0.2 | 0 | - | - | **8.7** |
| Long beans | 107 | 56.5 | 39.7 | 20.9 | 39.9 | **264.0** |
| Busitavo | 7 | 4.5 | 5.9 | 15 | 6.6 | **39.0** |
| Okra | 120.8 | 65 | 19.9 | 55.3 | 39.2 | **300.2** |
| Brinjal | 115.8 | 123.5 | 58.6 | 116.4 | 166.6 | **580.9** |
| Bitter gourd | 63 | 40 | 25.6 | 37 | 34.9 | **200.5** |
| Snake gourd | 26.3 | 36 | 32 | 21.4 | 20.1 | **135.8** |
| Pumpkin | 114.3 | 67.5 | 50.5 | 37.4 | 52.3 | **322.0** |
| Luffa | - | 0.5 | 4.8 | - | 14.3 | **19.6** |
| Butternut | 21.5 | 9 | 2.5 | 6.7 | - | **39.7** |
| Cucumbmber | 0 | 6 | 7.9 | | 6.5 | **20.4** |
| Leafy vegetable | 102 | 51 | 37.9 | 52.5 | 36.1 | **279.5** |
| Manioc | 79 | 69 | 22.7 | 77 | 70.9 | **318.6** |
| Sweet potato | 0.3 | 1.5 | 2 | 1.5 | 0.3 | **5.6** |
| King yam | 23.5 | 8.5 | 3 | 13 | 19.7 | **67.7** |
| E.F.yam | 21.5 | 1.3 | - | 5.8 | 11.1 | **39.7** |
| Other yam | - | - | - | - | 0.1 | **0.1** |
| Winged beans | - | 1.5 | - | - | - | **1.5** |
| **Total** | **1,026.3** | **625.2** | **405.6** | **594.0** | **600.3** | **3,251.4** |

*Source : Department of Agriculture, NP*

**Table 4.14 Achievement of vegetable cultivation Extent (Ha)**
**2018/2019 Maha +Yala 2019, NP**

| Crop | Jaffna | Kilinochchi | Mannar | Mullaitivu | Vavuniya | Total |
|---|---|---|---|---|---|---|
| Potato | 93.0 | - | - | - | - | **93.0** |
| Beans | 26.5 | 14.0 | 16.8 | 3.0 | 43.3 | **103.6** |
| Capsicum | 103.5 | 78.0 | 78.5 | 132.6 | 140.0 | **532.6** |
| Tomato | 190.3 | 122.0 | 86.8 | 204.3 | 93.4 | **696.8** |
| Cabbage | 65.3 | 11.5 | 11.3 | 26.6 | 58.4 | **173.1** |
| Carrot | 97.0 | 7.2 | 2.2 | 10.7 | 7.4 | **124.5** |
| Beet root | 172.8 | 5.0 | 11.6 | 10.2 | 5.8 | **205.4** |
| Raddish | 4.3 | - | 2.0 | - | 12.8 | **19.1** |
| Knolkhal | - | - | | - | 1.1 | **1.1** |
| Cauliflower | - | - | - | - | - | **-** |
| Leeks | 18.3 | 2.2 | - | - | - | **20.5** |
| Long beans | 245.5 | 180.5 | 81.7 | 101.0 | 117.7 | **726.4** |
| Busitavo | 10.0 | 36.5 | 24.6 | 50.2 | 18.6 | **139.9** |
| Okra | 271.8 | 213.0 | 70.4 | 163.1 | 148.8 | **867.1** |
| Brinjal | 234.1 | 316.5 | 136.2 | 325.9 | 390.8 | **1,403.5** |
| Bitter gourd | 117.3 | 97.0 | 52.9 | 101.0 | 104.3 | **472.5** |
| Snake gourd | 84.3 | 99.0 | 63.8 | 59.2 | 69.8 | **376.1** |
| Pumpkin | 228.1 | 182.5 | 156.9 | 112.0 | 164.6 | **844.1** |
| Luffa | - | 2.5 | 7.8 | - | 40.4 | **50.7** |
| Butternut | 39.8 | 41.0 | 16.3 | 28.0 | 4.0 | **129.1** |
| Cucumber | - | 8.0 | 7.9 | - | 18.9 | **34.8** |
| Leafy vegetable | 240.5 | 129.0 | 75.0 | 140.7 | 90.3 | **675.5** |
| Manioc | 191.5 | 211.0 | 63.1 | 239.4 | 224.0 | **929.0** |
| Sweet potato | 1.6 | 4.0 | 2.0 | 67.8 | 11.2 | **86.6** |
| King yam | 23.5 | 11.0 | 3.0 | 14.9 | 19.7 | **72.1** |
| E.F.yam | 21.5 | 3.8 | - | 7.1 | 12.6 | **45.0** |
| Other yam | - | - | - | - | 0.1 | **0.1** |
| Winged beans | - | - | - | - | 1.5 | **1.5** |
| **Total** | **2,480.5** | **1,775.2** | **970.8** | **1,797.7** | **1,799.5** | **8,823.7** |

*Source : Department of Agriculture, NP*

## Table 4.15 Maize production - Maha 2018/2019 & Yala 2019 by District, NP

| District | Maha 2018/2019 | | | Yala 2019 | | | Total Production (Mt) |
|---|---|---|---|---|---|---|---|
| | Targeted Ext.(Ha) | Achievement (Ha) | Production (Mt) | Targeted | Achievement (Ha) | Production (Mt) | |
| Jaffna | 13.0 | 30.8 | 123.2 | 11.0 | 7.8 | 31.2 | 217.0 |
| Kilinochchi | 146.0 | 100.5 | 402.0 | 40.5 | 11.3 | 45.2 | 745.5 |
| Mannar | 190.0 | 149.0 | 298.0 | 5.0 | 5.1 | 15.3 | 662.4 |
| Mullaitivu | 198.0 | 87.9 | 175.8 | 91.0 | 10.0 | 20.0 | 582.7 |
| Vavuniya | 422.0 | 282.0 | 836.9 | 42.0 | 14.3 | 46.5 | 1643.7 |
| **Total** | **969.0** | **650.2** | **1,835.9** | **189.5** | **48.5** | **158.2** | **3,851.3** |

## Table 4.16 Institutions under the purview of Department of Agriculture, NP - 2019

| District | Extension Office | Segment | AI Centres | DATC | Govt. Farm | FTC | ISTI |
|---|---|---|---|---|---|---|---|
| Jaffna | 1 | 3 | 15 | 1 | 1 | | |
| Kilinochchi | 1 | 2 | 11 | 1 | 1 | 1 | 1 |
| Mannar | 1 | 2 | 14 | 1 | - | 1 | - |
| Mullaitivu | 1 | 2 | 12 | 1 | 1 | 1 | - |
| Vavuniya | 1 | 2 | 10 | 1 | 1 | - | - |

DATC : District Agriculture Trainning center
FTC : Farmar Trainning Center
ISTI : Inservice Trainning Institue
*Source : Department of Agriculture, NP*

# Livestock

## Chapter - 05

**Table 5.1 Livestock population by District, NP - 2019**

| Type of Animals | | | Jaffna | Kilinochchi | Mannar | Mullaitivu | Vavuniya | Total |
|---|---|---|---|---|---|---|---|---|
| **Animals** | Cattle | Cross breed | 50,053 | 24,544 | 21,855 | 42,438 | 37,976 | **176,866** |
| | | Local breed | 16,599 | 26,152 | 50,790 | 38,296 | 50,572 | **182,409** |
| | Buffalo | Cross breed | - | 863 | 639 | 6,577 | 528 | **8,607** |
| | | Local breed | - | 1,863 | 5,082 | 5,868 | 4,171 | **16,984** |
| | Goat | Cross breed | 72,058 | 7,560 | 5,392 | 7,634 | 4,010 | **96,654** |
| | | Local breed | 20,804 | 11,004 | 36,796 | 8,137 | 17,290 | **94,031** |
| | Sheep | | 4,113 | 72 | 16 | 6 | 326 | **4,533** |
| | Pig | | 52 | 759 | 823 | 331 | 2,171 | **4,136** |
| **Birds** | Rabbit | | 1,156 | 397 | 890 | - | 860 | **3,303** |
| | Poultry | | 752,450 | 714,195 | 496,109 | 454,755 | 531,630 | **2,949,139** |
| | Turkey | | 465 | 1,100 | 1,193 | - | 365 | **3,123** |
| | Guinea Fowl | | 339 | 312 | 330 | - | 190 | **1,171** |
| | Duck | | 1,186 | 892 | 2,615 | - | 1,715 | **6,408** |

*Source : Department of Animal Production and Health, Northern Province*

**Table 5.2 Natural breeding by District, NP - 2019**

| District | Natural Breeding | | Pregnancy Diagnosis | Calving (Goat) | Kidding (Goat) | Castration | | |
|---|---|---|---|---|---|---|---|---|
| | Cattle | Goat | | | | Cattle | Goat | Buffalo |
| Jaffna | 2 | - | - | - | - | 76 | 28 | - |
| Kilinochchi | 6 | - | - | - | - | 181 | 52 | - |
| Mannar | 46 | - | - | - | - | 194 | 159 | - |
| Mullaitivu | 30 | 80 | - | - | - | 395 | 218 | - |
| Vavuniya | - | - | - | - | - | - | - | - |
| **Total** | **84** | **80** | - | - | - | **846** | **457** | - |

*Source : Department of Animal Production and Health, Northern Province*

**Table 5.3 Artificial Insemination by District, NP - 2019**

| District | AI in Cattle | | AI in Goat | | Pregnancy Diagnosis | | Calving | | Kidding | |
|---|---|---|---|---|---|---|---|---|---|---|
| | Target | Progress | Target | Progress | Target | Progress | Target | Progress | Target | Progress |
| Jaffna | 18,492 | 17,203 | 2,666 | 1,700 | 5,548 | 3,398 | 5,548 | 2,859 | 524 | 322 |
| Kilinochchi | 5,060 | 2,752 | 450 | 190 | 1,518 | 1,700 | 1,518 | 498 | 112 | 0 |
| Mannar | 740 | 361 | 35 | 11 | 222 | 235 | 222 | 85 | 13 | 0 |
| Mullaitivu | 3,235 | 2,941 | 125 | 61 | 972 | 771 | 972 | 687 | 15 | 5 |
| Vavuniya | 4,100 | 2,745 | 110 | 212 | 1,230 | 374 | 1,230 | 776 | 204 | 10 |
| **Total** | **31,627** | **26,002** | **3,386** | **2,174** | **9,490** | **6,478** | **9,490** | **4,905** | **868** | **337** |

*Source : Department of Animal Production and Health, Northern Province*

**Table 5.4 Artificial Insemination by District (AI), NP - 2018/2019**

| District/Range | No.of. AI Done | | | | | | No.of.Pregnancy diagnosed | | No.of.Calves Regd. | | | |
|---|---|---|---|---|---|---|---|---|---|---|---|---|
| | Cattle | | Goat | | Buffalo | | | | Cattle | | Goat | |
| | 2018 | 2019 | 2018 | 2019 | 2018 | 2019 | 2018 | 2019 | 2018 | 2019 | 2018 | 2019 |
| **Jaffna District** | | | | | | | | | | | | |
| Jaffna | 336 | 433 | 55 | 29 | - | - | 91 | 87 | 60 | 52 | 7 | 3 |
| Nallur | 1,422 | 1,646 | 205 | 137 | - | - | 206 | 389 | 205 | 293 | 18 | 24 |
| Chavakachcheri | 3,270 | 2,855 | 352 | 196 | - | - | 518 | 351 | 799 | 658 | 82 | 29 |
| Kopay | 2,553 | 2,710 | 458 | 350 | - | - | 440 | 349 | 474 | 451 | 80 | 26 |
| Karaveddy | 1,347 | 1,541 | 275 | 220 | - | - | 239 | 264 | 274 | 258 | 90 | 71 |
| Maruthankerny | 74 | 61 | 41 | 61 | - | - | 41 | 6 | 23 | 11 | 34 | 14 |
| Point Pedro | 1,271 | 1,400 | 209 | 126 | - | - | 281 | 370 | 325 | 320 | 50 | 4 |
| Tellipalai | 2,119 | 2,595 | 270 | 236 | - | - | 263 | 401 | 206 | 218 | 133 | 125 |
| Uduvil | 1,778 | 1,956 | 179 | 167 | - | - | 245 | 506 | 198 | 230 | 18 | - |
| Sandilipay | 1,116 | 1,209 | 109 | 115 | - | - | 270 | 370 | 205 | 200 | 6 | 2 |
| Vaddukkoddai | 599 | 626 | 72 | 41 | - | - | 147 | 228 | 79 | 132 | 4 | 8 |
| Velanai | 85 | 21 | 51 | 17 | - | - | 45 | 12 | 18 | 9 | 11 | 15 |
| Kayts | 50 | 27 | 18 | - | - | - | 33 | 11 | 16 | 8 | 1 | 1 |
| Vet.Hospital | - | - | - | - | - | - | 0 | 0 | 0 | 0 | - | - |
| Karainagar | 133 | 123 | 4 | 5 | - | - | 38 | 54 | 19 | 19 | - | - |
| Delft | - | - | - | - | - | - | - | - | - | - | - | - |
| **Sub Total** | **16,153** | **17,203** | **2,298** | **1,700** | **-** | **-** | **2,857** | **3,398** | **2,901** | **2,859** | **534** | **322** |
| **Kilinochchi District** | | | | | | | | | | | | |
| Karachci | 2,359 | 1,859 | 269 | 159 | - | - | 623 | 916 | 543 | 371 | 17 | - |
| Kandawalai | 966 | 765 | 17 | 27 | - | - | 366 | 680 | 96 | 108 | 1 | - |
| Poonagary | 125 | 13 | 4 | - | - | - | 60 | 0 | 51 | 8 | - | - |
| Pachchilaipallai | 169 | 115 | 10 | 4 | - | - | 81 | 104 | 12 | 11 | - | - |
| **Sub Total** | **3,619** | **2,752** | **300** | **190** | **-** | **-** | **1,130** | **1,700** | **702** | **498** | **18** | **-** |
| **Mannar District** | | | | | | | | | | | | |
| Mannar | 22 | 62 | - | 8 | - | - | 31 | 38 | 9 | 4 | - | - |
| Murunkan | 95 | 73 | 2 | 3 | - | - | 52 | 32 | 24 | 6 | - | - |
| Madhu | 58 | 77 | - | - | - | - | 39 | 48 | 14 | 30 | - | - |
| Musali | 44 | 27 | - | - | - | - | 49 | 22 | 17 | 15 | - | - |
| Manthai West | 226 | 122 | 1 | - | 2 | - | 110 | 95 | 52 | 30 | - | - |
| **Sub Total** | **445** | **361** | **3** | **11** | **2** | **-** | **281** | **235** | **116** | **85** | **0** | **0** |
| **Mullaitivu District** | | | | | | | | | | | | |
| Thunukkai | 290 | 287 | 20 | 17 | 5 | 2 | 117 | 136 | 64 | 88 | 1 | 3 |
| Manthai East | 414 | 337 | 3 | - | - | - | 102 | 67 | 46 | 53 | - | - |
| Oddisuddan | 393 | 302 | 7 | 3 | - | - | 72 | 116 | 93 | 61 | - | - |
| Mullaitivu | 474 | 461 | 7 | 11 | 2 | 30 | 252 | 189 | 135 | 124 | 3 | 2 |
| Puthukkudigiruppu | 1,164 | 1,478 | 29 | 30 | - | - | 204 | 228 | 330 | 360 | - | - |
| Welioya | 45 | 76 | 1 | - | 1 | 2 | 28 | 35 | 17 | 1 | - | - |
| **Sub Total** | **2,780** | **2,941** | **67** | **61** | **8** | **34** | **775** | **771** | **685** | **687** | **4** | **5** |
| **Vavuniya District** | | | | | | | | | | | | |
| Cheddikulam | 281 | 255 | - | - | 3 | 2 | 47 | 76 | 56 | 47 | 2 | - |
| Vavuniya | 2,981 | 2,203 | 75 | 212 | - | - | 191 | 158 | 720 | 600 | - | 10 |
| Vavuniya South | 76 | 77 | - | - | - | - | 35 | 76 | 35 | 50 | - | - |
| Vavuniya North | 274 | 210 | - | - | - | - | 54 | 64 | 94 | 79 | - | - |
| **Sub Total** | **3,612** | **2,745** | **75** | **212** | **3** | **2** | **327** | **374** | **905** | **776** | **2** | **10** |
| **Total** | **26,609** | **26,002** | **2,743** | **2,174** | **13** | **36** | **5,370** | **6,478** | **5,309** | **4,905** | **558** | **337** |

*Source : Department of Animal Production and Health, Northern Province*

## Table 5.5 Distribution of Chicks by District, NP - 2019

| District | Day Old Pullets | Month Old Pullets | Day Old Cockerals | Month Old Unsexed | Day Old Backyard ( un sexed ) |
|---|---|---|---|---|---|
| Jaffna | - | - | - | 6,408 | 142,650 |
| Kilinochchi | - | - | - | 1,010 | 2,840 |
| Mannar | - | - | - | 1,380 | 20,668 |
| Mullaitivu | 2,600 | 12,930 | 450 | 8,895 | 36,158 |
| Vavuniya | - | 6,900 | 300 | 1,235 | 71,815 |
| **Total** | **2,600** | **19,830** | **750** | **18,928** | **274,131** |

*Source : Department of Animal Production and Health, Northern Province*

## Table 5.6 Detail of Milk Collection by District, NP - 2016 - 2020

| District | Milk Collection (Litre) | | | |
|---|---|---|---|---|
| | 2016 | 2017 | 2018 | 2019 |
| Jaffna | 7,150,811 | 7,186,454 | 7,491,924 | 7,714,668 |
| Kilinochchi | 3,512,629 | 4,181,871 | 3,533,898 | 3,007,042 |
| Mannar | 3,549,858 | 3,211,420 | 3,200,297 | 2,182,582 |
| Mullaitivu | 3,720,775 | 6,001,861 | 6,380,879 | 3,746,211 |
| Vavuniya | 4,568,800 | 6,387,850 | 7,166,234 | 7,349,690 |
| **Total** | **22,502,873** | **26,969,456** | **27,773,232** | **24,000,193** |

*Source : Department of Animal Production and Health, Northern Province*

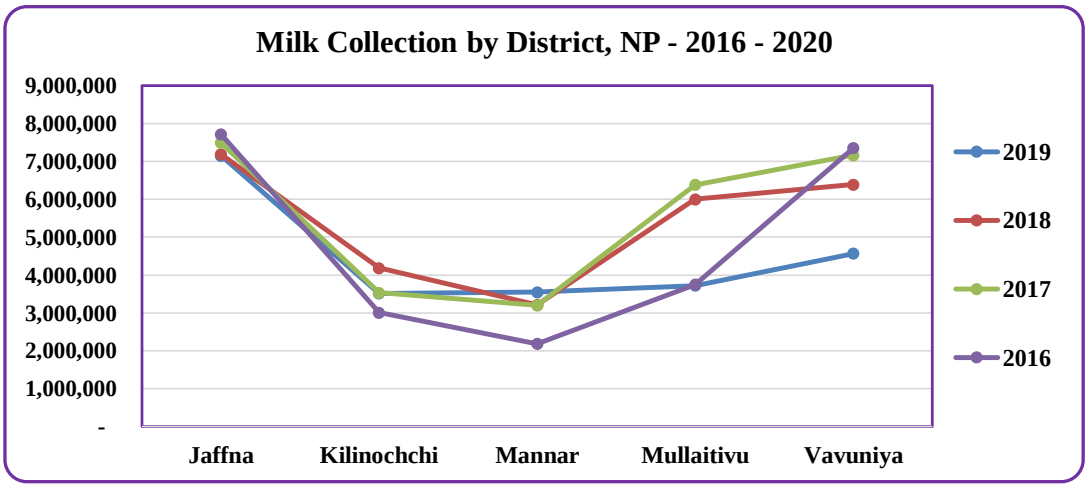

## Table 5.7 Issue of breeding materials and cases attended by range, NP - 2019

| District / Range | Poultry | | | | | Dispensary Cases | Field Cases | Post Mortem |
|---|---|---|---|---|---|---|---|---|
| | Day Old Pullets | Day Old Cockerals | Day Old Broilers | Month Old Unsexed Backyard | Day Old Unsexed Backyard | | | |
| **JAFFNA DISTRICT** | | | | | | | | |
| Jaffna | - | - | - | 225 | 6,371 | 11,344 | 203 | 4 |
| Nallur | - | - | - | 1,895 | 14,925 | 40,926 | 475 | 38 |
| Chavakachcheri | - | - | - | 387 | 16,585 | 72,440 | 1,395 | 35 |
| Kopay | - | - | - | 225 | 14,430 | 33,872 | 821 | 27 |
| Karaveddy | - | - | - | 325 | 11,543 | 33,024 | 807 | 4 |
| Maruthankerny | - | - | - | 505 | 6,045 | 1,728 | 333 | 3 |
| Point Pedro | - | - | - | 325 | 12,400 | 20,395 | 580 | 21 |
| Tellipalai | - | - | - | 865 | 12,663 | 35,437 | 484 | 15 |
| Uduvil | - | - | - | 100 | 9,396 | 18,138 | 636 | 16 |
| Sandilipay | - | - | - | 325 | 7,937 | 13,228 | 509 | 12 |
| Vaddukkodai | - | - | - | 321 | 7,345 | 27,460 | 379 | - |
| Velanai | - | - | - | 285 | 3,558 | 4,133 | 650 | 13 |
| Kayts | - | - | - | 275 | 5,367 | 4,092 | 237 | - |
| Vet. Hospital | - | - | - | - | 6,540 | 26,189 | 32 | 10 |
| Karainagar | - | - | - | 225 | 7,545 | 3,286 | 116 | 1 |
| Delft | - | - | - | 125 | - | 6 | 31 | - |
| **Sub total** | **-** | **-** | **-** | **6,408** | **142,650** | **345,698** | **7,688** | **199** |
| **KILINOCHCHI DISTRICT** | | | | | | | | |
| Kilinochchi | - | - | - | - | - | 27,833 | 12,367 | 23 |
| Kandawalai | - | - | - | 1,010 | 2,840 | 3,028 | 2,174 | 18 |
| Poonakary | - | - | - | - | - | 9,236 | 1,002 | 1 |
| Pachchilaipallai | - | - | - | - | - | 20,248 | 2,077 | 48 |
| **Sub total** | **-** | **-** | **-** | **1,010** | **2,840** | **60,345** | **17,620** | **90** |
| **MANNAR DISTRICT** | | | | | | | | |
| Mannar | - | - | - | - | 4,545 | 5,464 | 489 | 80 |
| Murunkan | - | - | - | 200 | 4,513 | 8,055 | 7,521 | 1 |
| Madhu | - | - | - | 0 | 4,890 | 866 | 3,003 | 11 |
| Musali | - | - | - | 780 | 3,100 | 3,134 | 5,222 | 91 |
| Manthai West | - | - | - | 400 | 3,620 | 762 | 2,170 | 19 |
| **Sub total** | **-** | **-** | **-** | **1,380** | **20,668** | **18,281** | **18,405** | **202** |
| **MULLAITHIVU DISTRICT** | | | | | | | | |
| Thunukkai | - | - | 920 | 465 | 7,200 | 1,014 | 1,244 | 76 |
| Manthai East | 100 | 450 | 3,000 | 150 | 2,800 | 223 | 630 | 0 |
| Oddisuddan | - | - | 3,050 | 2,150 | 7,671 | 5,536 | 1,786 | 16 |
| Mullaitivu | - | - | 200 | 5,470 | 9,425 | 2,537 | 1,120 | 5 |
| Puthukkudigiruppu | 2,400 | - | 5,760 | 380 | 9,062 | 29,904 | 13,614 | 4 |
| Welioya | 100 | - | - | 280 | - | 1,707 | 1,689 | 9 |
| **Sub total** | **2,600** | **450** | **12,930** | **8,895** | **36,158** | **40,921** | **20,083** | **110** |
| **VAVUNIYA DISTRICT** | | | | | | | | |
| Cheddikulam | - | - | - | - | 35781 | 5668 | 2126 | 323 |
| Vavuniya | - | - | - | 700 | 22700 | 50992 | 20730 | 60 |
| Vavuniya South | - | 50 | - | - | 4500 | 1792 | 2052 | 32 |
| Vavuniya North | - | 250 | 6,900 | 535 | 8834 | 4250 | 1525 | 73 |
| **Sub total** | **-** | **300** | **6,900** | **1,235** | **71815** | **62702** | **26433** | **488** |
| **Total** | **2,600** | **750** | **19,830** | **18,928** | **274,131** | **527,947** | **90,229** | **1,089** |

*Source : Department of Animal Production and Health, Northern Province*

## Table 5.8 Immunization in Cattle & Poultry by range, NP - 2019

| District/Range | Cattle | | | Poultry | | |
|---|---|---|---|---|---|---|
| | HS | FMD | BQ | RANIKHET | FOWL POX | GUMBERO |
| **JAFFNA DISTRICT** | | | | | | |
| Jaffna | - | 1,057 | - | 77,327 | 9,029 | 51,887 |
| Nallur | 138 | 2,909 | - | 122,385 | 16,050 | 66,671 |
| Chavakachcheri | - | 7,599 | - | 292,507 | 18,200 | 170,471 |
| Kopay | - | 4,621 | - | 232,700 | 11,200 | 98,100 |
| Karaveddy | - | 2,620 | - | 105,918 | 2,435 | 53,283 |
| Maruthankerny | 60 | 735 | - | 16,390 | 2,200 | 8,700 |
| Point Pedro | 120 | 3,194 | - | 139,310 | 21,000 | 115,800 |
| Tellipalai | 196 | 4,904 | - | 94,655 | 9,174 | 54,026 |
| Uduvil | - | 5,533 | - | 153,570 | 6,250 | 68,300 |
| Sandilipay | - | 2,370 | - | 68,449 | 3,200 | 40,100 |
| Vaddukkodai | 63 | 1,941 | - | 104,770 | 1,400 | 23,700 |
| Velanai | - | 1,222 | - | 53,175 | 2,160 | 22,598 |
| Kayts | - | 983 | - | 59,274 | 1,753 | 18,610 |
| Vet. Hospital, Jaffna | - | - | - | 142,320 | 8,400 | 111,600 |
| Karainagar | - | 1,127 | 220 | 64,100 | 4,750 | 24,300 |
| Deflt | - | 482 | 201 | 23,200 | 1,800 | 3,100 |
| **Sub Total** | **577** | **41,297** | **421** | **1,750,050** | **119,001** | **931,246** |
| **KILINOCHCHI DISTRICT** | | | | | | |
| Kilinochchi | 1,200 | 4,540 | - | 176,000 | 50,900 | 96,300 |
| Kandawalai | - | 6,310 | - | 67,400 | 2,500 | 3,000 |
| Poonagari | 594 | 3,777 | - | 45,380 | 16,570 | 37,400 |
| Pachchilaipalli | 60 | 1,135 | 28 | 51,695 | 13,200 | 32,600 |
| **Sub Total** | **1,854** | **15,762** | **28** | **340,475** | **83,170** | **169,300** |
| **MANNAR DISTRICT** | | | | | | |
| Mannar | - | 1,880 | 1,123 | 70,200 | 4,600 | 3,500 |
| Murunkan | 168 | 9,161 | 2,293 | 57,800 | 6,240 | 23,425 |
| Madhu | 486 | 3,300 | 338 | 27,800 | 1,500 | - |
| Musali | - | 2,108 | 1,215 | 43,380 | 5,470 | 6,990 |
| Manthai West | - | 2,946 | 2,703 | 43,200 | 15,100 | 18,600 |
| **Sub Total** | **654** | **19,395** | **7,672** | **242,380** | **32,910** | **52,515** |
| **MULLAITTIVU DISTRICT** | | | | | | |
| Thunukkai | 1,120 | 8,700 | 5,860 | 22,812 | 3,970 | 11,793 |
| Manthai East | 3,630 | 3,720 | - | 31,727 | 2,290 | 5,925 |
| Oddusuddan | - | 4,057 | - | 16,190 | - | 4,873 |
| Mullaittivu | 1,155 | 1,475 | - | 73,779 | 13,968 | 62,978 |
| Puthukkudigiruppu | 2,080 | 7,074 | 145 | 35,135 | 9,000 | 28,060 |
| Welioya | 359 | 2,290 | 200 | 9,150 | 5,400 | 8,150 |
| **Sub Total** | **8,344** | **27,316** | **6,205** | **188,793** | **34,628** | **121,779** |
| **VAVUNIYA DISTRICT** | | | | | | |
| Cheddikulam | - | 9,070 | 3,405 | 27,800 | 31,000 | 12,600 |
| Vavuniya | - | 6,824 | 2,704 | 112,883 | 89,120 | 124,699 |
| Vavuniya South | - | 2,348 | 1,551 | 19,800 | 9,000 | 8,600 |
| Vavuniya North | 800 | 5,591 | 1,480 | 25,500 | - | 15,000 |
| **Sub Total** | **800** | **23,833** | **9,140** | **185,983** | **129,120** | **160,899** |
| **Total** | **12,229** | **127,603** | **23,466** | **2,707,681** | **398,829** | **1,435,739** |

*Source : Department of Animal Production and Health, Northern Province*

**Table 5.9 Milk, Egg, Meat & other Production, NP - 2019**

| Details | | | Jaffna | Kilinochchi | Mannar | Mullaitivu | Vavuniya | Total |
|---|---|---|---|---|---|---|---|---|
| Milk ( Litres/day) | Cow Milk | Milk Cattles | 23,028 | 14,910 | 27,325 | 20,449 | 32,700 | **118,412** |
| | | Daily Production (Lit) | 56,616 | 11,689 | 6,882 | 8,983 | 31,647 | **115,817** |
| | Buffalo Milk | Milk Buffaloes | - | 897 | 2,379 | 3,262 | 1,699 | **8,237** |
| | | Daily Production (Lit) | - | 218 | 151 | 2,206 | 2,038 | **4,614** |
| | Goat Milk | MilkGoat | 23,888 | 5,613 | 3,908 | 14,380 | 2,920 | **50,709** |
| | | Daily Production (Lit) | 1,895 | 8 | 4 | - | 73 | **1,981** |
| Eggs ( Nos / Day) | | Laying Hens | 212,665 | 222,532 | 140,245 | 122,991 | 209,500 | **907,933** |
| | | Daily Production (Nos) | 56,423 | 18,527 | 6,896 | 2,983 | 25,019 | **109,849** |
| Meat ( Kg/day) | | Beef | 1,981 | 516 | 3,141 | 786 | 1,151 | **7,575** |
| | | Mutton | 1,081 | 159 | 1,224 | 228 | 647 | **3,341** |
| | | Chicken | 8,364 | 1,416 | 5,231 | 1,507 | 5,001 | **21,519** |
| Other products ( Litres/day) | | Curd | 928 | 86 | 87 | 308 | 623 | **2,032** |
| | | Ghee | 61 | 27 | 11 | 59 | 28 | **186** |
| | | Yoghurt | 34 | 61 | 15 | 99 | 322 | **531** |
| | | Milk Toffee | 77 | 7 | - | 59 | 57 | **200** |
| | | Milk Lolly | 121 | 38 | - | 87 | 8 | **254** |
| | | Panneer | 40 | - | - | 9 | 11 | **60** |
| | | Butter | - | - | - | - | - | **-** |
| | | Others | - | - | - | - | - | **-** |

*Source : Department of Animal Production and Health, Northern Province*

**Table 5.10 Livestock Farm Families**

**Table 5.10.1 Livestock Farm Families, Jaffna District - 2019**

| Lifestock Farm Families | | Veterinary Range | | | | | | | | | | | | | | | Total |
|---|---|---|---|---|---|---|---|---|---|---|---|---|---|---|---|---|---|
| | | Jaffna | Nallur | Chavakachchei | Kopay | Point Pedro | Karaveddy | Uduvil | Tellipalai | Sandilipay | Vaddukoddai | Velanai | Kayts | Delf | Karainagar | Maruthankerny | |
| Neat Cattle | <5 | 407 | 811 | 2,910 | 2,789 | 991 | 1,489 | 3,173 | 1,915 | 1,776 | 1,372 | 415 | 257 | - | 379 | 226 | **18,910** |
| | **6 - 10** | 48 | 101 | 409 | 250 | 200 | 63 | 114 | 210 | 100 | 204 | 12 | 42 | - | 99 | 39 | **1,891** |
| | **11 - 50** | 10 | 18 | 97 | 58 | 27 | 29 | 47 | 67 | 26 | 55 | 14 | 28 | - | 18 | 19 | **513** |
| | **51 -100** | 2 | - | 17 | 8 | 2 | 4 | 2 | 3 | - | 6 | - | 1 | - | 4 | 6 | **55** |
| | **>101** | - | - | 10 | 14 | - | 2 | - | 1 | - | 4 | - | - | - | - | 3 | **34** |
| **Sub Total** | | **467** | **930** | **3,443** | **3,119** | **1,220** | **1,587** | **3,336** | **2,196** | **1,902** | **1,641** | **441** | **328** | **-** | **500** | **293** | **21,403** |
| Buffalo | <5 | - | - | - | - | - | - | - | - | - | - | - | - | - | - | - | **-** |
| | **6 - 10** | - | - | - | - | - | - | - | - | - | - | - | - | - | - | - | **-** |
| | **11 - 25** | - | - | - | - | - | - | - | - | - | - | - | - | - | - | - | **-** |
| | **26 -50** | - | - | - | - | - | - | - | - | - | - | - | - | - | - | - | **-** |
| | **51 -100** | - | - | - | - | - | - | - | - | - | - | - | - | - | - | - | **-** |
| | **>101** | - | - | - | - | - | - | - | - | - | - | - | - | - | - | - | **-** |
| **Sub Total** | | **-** | **-** | **-** | **-** | **-** | **-** | **-** | **-** | **-** | **-** | **-** | **-** | **-** | **-** | **-** | **-** |
| Goat | <5 | 436 | 971 | 774 | 4,870 | 1,694 | 3,354 | 2,006 | 1,790 | 180 | 729 | 270 | 174 | - | 78 | 185 | **17,511** |
| | **6 -10** | 40 | 43 | 3,115 | 655 | 180 | 146 | 110 | 30 | 86 | 13 | - | 42 | - | 17 | 107 | **4,584** |
| | **11- 20** | 9 | 20 | 45 | 22 | 24 | 4 | 5 | 36 | 60 | 4 | 42 | 20 | - | 4 | 30 | **325** |
| | **21 -50** | 2 | - | 47 | 8 | 12 | 4 | 2 | 30 | 10 | 1 | 2 | 1 | - | - | 11 | **130** |
| | **>50** | - | - | 2 | 10 | - | - | - | 3 | 2 | - | - | - | - | - | 6 | **23** |
| **Sub Total** | | **487** | **1,034** | **3,983** | **5,565** | **1,910** | **3,508** | **2,123** | **1,889** | **338** | **747** | **314** | **237** | **-** | **99** | **339** | **22,573** |
| Poultry | <25 | 41 | 634 | 12,024 | 9,235 | 419 | 1,800 | 13,067 | 1,744 | 10,256 | 322 | 273 | 767 | - | 268 | 57 | **50,907** |
| | **26-50** | 72 | 167 | 333 | 1,630 | 360 | 284 | 7 | 257 | 333 | 383 | 45 | 26 | - | 56 | 89 | **4,042** |
| | **51-100** | 25 | 127 | 158 | 169 | 530 | 185 | 55 | 155 | 46 | 84 | 27 | 15 | - | 36 | 34 | **1,646** |
| | **101-500** | 6 | 72 | 49 | 26 | 25 | 58 | 11 | 24 | 18 | 14 | 12 | 1 | - | 12 | 8 | **336** |
| | **501 -1000** | - | 3 | 3 | 2 | 3 | - | 4 | 5 | 4 | - | - | - | - | - | - | **24** |
| | **>1001** | - | 1 | 2 | - | - | - | 1 | - | 1 | - | - | - | - | - | - | **5** |
| **Sub Total** | | **144** | **1,004** | **12,569** | **11,062** | **1,337** | **2,327** | **13,145** | **2,185** | **10,658** | **803** | **357** | **809** | **-** | **372** | **188** | **56,960** |
| Sheep | | - | 8 | 4 | 27 | - | 3 | 52 | 16 | 73 | 1 | - | 1 | - | - | - | |
| Pigs | | - | 2 | - | - | 1 | - | 1 | - | 3 | - | 1 | - | - | - | - | |
| Rabbits | | 6 | 28 | 16 | - | 18 | 30 | 53 | 20 | 20 | 2 | - | 2 | - | - | - | |
| Ducks | | - | 167 | 40 | 320 | - | 250 | 150 | 48 | 200 | 3 | 4 | 4 | - | - | - | |
| Turkey | | 6 | 30 | 21 | 120 | - | 145 | 40 | 56 | 40 | 2 | - | 5 | - | - | - | |
| Guinea Fowl | | - | 50 | 4 | - | - | 150 | 54 | 44 | 35 | 2 | - | - | - | - | - | |
| Others | | - | 249 | 30 | - | - | - | - | - | 4 | 10 | - | - | - | - | - | |
| **Sub Total** | | **12** | **534** | **115** | **467** | **19** | **578** | **350** | **184** | **375** | **20** | **5** | **12** | **-** | **-** | **-** | |
| **Total** | | **1,110** | **3,502** | **20,110** | **20,213** | **4,486** | **8,000** | **18,954** | **6,454** | **13,273** | **3,211** | **1,117** | **1,386** | **-** | **971** | **820** | **100,936** |

*Source :Department of Animal Production and Health, Northern Province*

**Table 5.10.2 Livestock Farm Families Kilinochchi & Mannar District - 2019**

| Lifestock Farm Families | | Veterinary Range - Kilinochchi District | | | | | Veterinary Range - Mannar District | | | | | |
|---|---|---|---|---|---|---|---|---|---|---|---|---|
| | | Kandawalai | Kilinochchi | Poonagary | Pachchilaipalai | Total | Mannar | Murunkan | Manthai West | Madhu | Musalai | Total |
| Neat Cattle | <5 | 1,342 | 1,643 | 1,587 | 438 | **5,010** | 1,400 | 900 | 607 | 100 | 606 | **3,613** |
| | 6-10 | 513 | 302 | 642 | 161 | **1,618** | 320 | 200 | 576 | 100 | 243 | **1,439** |
| | 11-50 | 291 | 108 | 259 | 103 | **761** | 55 | 90 | 233 | 100 | 304 | **782** |
| | 51-100 | 31 | 37 | 16 | 25 | **109** | 10 | 45 | 63 | 10 | 34 | **162** |
| | >101 | 22 | 16 | 5 | 2 | **45** | 3 | 25 | 43 | 20 | 11 | **102** |
| **Sub Total** | | **2,199** | **2,106** | **2,509** | **729** | **7,543** | **1,788** | **1,260** | **1,522** | **330** | **1,198** | **6,098** |
| Buffalo | <5 | - | 6 | - | - | **6** | 8 | - | 3 | - | 1 | **12** |
| | 6-10 | - | 4 | - | - | **4** | - | - | 3 | - | - | **3** |
| | 11-50 | 1 | 4 | 6 | 1 | **12** | - | 3 | 1 | 30 | 1 | **35** |
| | 51-100 | - | 8 | 11 | - | **19** | - | 4 | - | 10 | 1 | **15** |
| | >101 | 2 | 7 | - | - | **9** | 3 | 3 | 1 | 4 | 1 | **12** |
| **Sub Total** | | **3** | **29** | **17** | **1** | **50** | **11** | **10** | **8** | **44** | **4** | **77** |
| Goat | <5 | 60 | 196 | 320 | 266 | **842** | 15 | 25 | 148 | 90 | 38 | **316** |
| | 6-10 | 260 | 226 | 160 | 180 | **826** | 20 | 20 | 96 | 100 | 51 | **287** |
| | 11-20 | 20 | 24 | 79 | 4 | **127** | 30 | 115 | 46 | 100 | 121 | **412** |
| | 21-50 | 10 | 56 | 35 | 3 | **104** | 15 | 75 | 37 | 100 | 260 | **487** |
| | >50 | 6 | 28 | 14 | 1 | **49** | 10 | 44 | 15 | 50 | 36 | **155** |
| **Sub Total** | | **356** | **530** | **608** | **454** | **1,948** | **90** | **279** | **342** | **440** | **506** | **1,657** |
| Poultry | <25 | 1,992 | 1,526 | 755 | 930 | **5,203** | 4,800 | 495 | 1,763 | 50 | 1,691 | **8,799** |
| | 26-50 | 513 | 429 | 213 | 262 | **1,417** | 1,150 | 220 | 1,297 | 250 | 130 | **3,047** |
| | 51-100 | 9 | 599 | 94 | 70 | **772** | 185 | 50 | 92 | 323 | 34 | **684** |
| | 101-500 | 16 | 106 | 16 | 8 | **146** | 60 | - | 44 | 150 | 11 | **265** |
| | 501 -1000 | - | 2 | 2 | 1 | **5** | - | - | 1 | 2 | 1 | **4** |
| | >1001 | - | 1 | - | - | **1** | - | - | - | - | 1 | **1** |
| **Sub Total** | | **2,530** | **2,663** | **1,080** | **1,271** | **7,544** | **6,195** | **765** | **3,197** | **775** | **1,868** | **12,800** |
| **Pigs** | | - | 11 | - | - | **11** | - | 2 | 2 | - | - | **4** |
| **Sheep** | | 2 | 14 | 2 | 5 | **23** | 3 | 4 | 8 | 4 | 1 | **20** |
| **Ginifowl** | | 16 | 12 | 4 | 2 | **34** | - | 20 | 10 | - | 6 | **36** |
| **Rabbits** | | 200 | 688 | 4 | - | **892** | - | 100 | 50 | 2,000 | 465 | **2,615** |
| **Ducks** | | 400 | 698 | 2 | - | **1,100** | - | 60 | 58 | 1,000 | 75 | **1,193** |
| **Turkey** | | 300 | - | 12 | - | **312** | - | 150 | 45 | - | 135 | **330** |
| **Others** | | 650 | 428 | 4 | 5 | **1,087** | - | 320 | 177 | - | 75 | **572** |
| **Sub Total** | | **1,568** | **1,851** | **28** | **12** | **3,459** | **3** | **656** | **350** | **3,004** | **757** | **4,770** |
| **Total** | | **6,656** | **7,179** | **4,242** | **2,467** | **20,544** | **8,087** | **2,970** | **5,419** | **4,593** | **4,333** | **25,402** |

*Source :Department of Animal Production and Health, Northern Province*

**Table 5.10.3 Livestock Farm Families Mullaitivu & Vavuniya Districts - 2019**

| Lifestock Farm Families | | Veterinary Range - Mullaitivu District | | | | | | | Veterinary Range - Vavuniya District | | | | |
|---|---|---|---|---|---|---|---|---|---|---|---|---|---|
| | | Maritimepattu | Thunukkai | Oddusuddan | Puthukudiyirupu | Manthai East | Weli Oya | Total | Vavuniya | Vavuniya South | Cheddikulam | Vavuniya North | Total |
| Neat Cattle | <5 | 444 | 1,648 | 120 | 979 | 303 | 476 | **3,970** | 8,038 | 393 | 320 | 552 | **9,303** |
| | 6-10 | 65 | 410 | 140 | 172 | 500 | 108 | **1,395** | 1,619 | 181 | 910 | 215 | **2,925** |
| | 11-50 | 17 | 185 | 190 | 250 | 100 | 137 | **879** | 306 | 199 | 550 | 175 | **1,230** |
| | 51-100 | 13 | 30 | 45 | 42 | 12 | 31 | **173** | 18 | 13 | 42 | 29 | **102** |
| | >101 | 9 | 15 | 20 | 37 | 18 | 15 | **114** | 16 | 7 | 16 | 30 | **69** |
| **Sub Total** | | **548** | **2,288** | **515** | **1,480** | **933** | **767** | **6,531** | **9,997** | **793** | **1,838** | **1,001** | **13,629** |
| Buffaloes | <5 | 18 | 10 | - | - | - | 30 | **58** | 5 | 4 | 19 | 36 | **64** |
| | 6-10 | 6 | 7 | - | 15 | 5 | 20 | **53** | 4 | 2 | - | 43 | **49** |
| | 11-50 | 28 | - | - | 34 | 20 | 13 | **95** | 9 | 2 | 6 | 42 | **59** |
| | 51-100 | 10 | 9 | 15 | 17 | 15 | 10 | **76** | 9 | 2 | 3 | 12 | **26** |
| | >101 | 6 | 4 | 5 | - | 8 | 5 | **28** | 3 | 2 | - | 3 | **8** |
| **Sub Total** | | **68** | **30** | **20** | **66** | **48** | **78** | **310** | **30** | **12** | **28** | **136** | **206** |
| Goat | <5 | 195 | 114 | 35 | 30 | 54 | 55 | **483** | 379 | 28 | 242 | 73 | **722** |
| | 6 - 10 | 32 | 55 | 58 | 16 | 32 | 40 | **233** | 213 | 35 | 72 | 125 | **445** |
| | 11 - 20 | 45 | 91 | 30 | 14 | 8 | 40 | **228** | 120 | 21 | 287 | 23 | **451** |
| | 21 - 50 | 32 | 57 | 10 | 8 | 13 | 15 | **135** | 20 | 13 | 32 | 17 | **82** |
| | >50 | 4 | 7 | 3 | 1 | 7 | 1 | **23** | 4 | 3 | 46 | 6 | **59** |
| **Sub Total** | | **308** | **324** | **136** | **69** | **114** | **151** | **1,102** | **736** | **100** | **679** | **244** | **1,759** |
| Poultry | <25 | 5,187 | 510 | 1,250 | 70 | 234 | 3,005 | **10,256** | 8,390 | 630 | 3,188 | 1,806 | **14,014** |
| | 26-50 | 993 | 215 | 250 | 207 | 134 | 4 | **1,803** | 2,590 | 385 | 114 | 1,769 | **4,858** |
| | 51-100 | 259 | 84 | 40 | 205 | 12 | 5 | **605** | 1,150 | 190 | 39 | 409 | **1,788** |
| | 101-500 | 96 | 11 | 6 | 374 | 1 | 2 | **490** | 92 | 82 | 26 | 259 | **459** |
| | 501 -1000 | - | - | - | 11 | - | - | **11** | 21 | - | 20 | 9 | **50** |
| | >1001 | - | - | - | - | - | - | **-** | 6 | 1 | 12 | - | **19** |
| **Sub Total** | | **6,535** | **820** | **1,546** | **867** | **381** | **3,016** | **13,165** | **12,249** | **1,288** | **3,399** | **4,252** | **21,188** |
| **Sheep** | | - | - | - | - | - | 1 | **1** | 19 | - | 5 | 5 | **29** |
| **Pigs** | | 10 | 4 | - | 2 | 3 | 3 | **22** | 15 | 11 | 3 | 11 | **40** |
| **Rabbits** | | - | - | - | - | - | - | **-** | 20 | - | - | 25 | **45** |
| **Ducks** | | - | - | - | - | - | - | **-** | 500 | 350 | 65 | 800 | **1,715** |
| **Turkey** | | - | - | - | - | - | - | **-** | 250 | - | 15 | 100 | **365** |
| **Guinea Fowl** | | - | - | - | - | - | - | **-** | 150 | - | 40 | - | **190** |
| **Others** | | - | 60 | - | 51 | - | - | **111** | 450 | - | 40 | - | **490** |
| **Sub Total** | | **10** | **64** | **-** | **53** | **3** | **4** | **134** | **1,404** | **361** | **168** | **941** | **2,874** |
| **Total** | | **7,469** | **3,526** | **2,217** | **2,535** | **1,479** | **4,016** | **21,242** | **24,416** | **2,554** | **6,112** | **6,574** | **39,656** |

*Source : Department of Animal Production and Health, Northern Province*

**Table 5.11 Performance of Dept. of Animal Production & Health, NP - 2016 - 2019**

| Functions | 2016 | 2017 | 2018 | 2019 |
|---|---|---|---|---|
| **1. Artifical Insermination Services** | | | | |
| 1. Insermination in Cattle | 29,428 | 30,102 | 26,609 | 26,002 |
| 2. Insermination in Goat | 4,333 | 4,000 | 2,743 | 2,174 |
| 3. Pregnancy Diagnosis | 5,526 | 6,142 | 5,370 | 6,478 |
| 4. Calving | 5,634 | 6,184 | 5,309 | 4,905 |
| 5. Kidding | 398 | 466 | 558 | 337 |
| **2.Natural Breeding** | | | | |
| 1. Stud Service | | | | |
| Cattle | 18 | 107 | 503 | 84 |
| Goat | 5 | 51 | 407 | 80 |
| 2. Pregnancy Diagnosis | - | - | 5 | - |
| 3. Calving | - | - | - | - |
| 4. Kidding | - | - | - | - |
| 5. Castration | 1,344 | 1,763 | 2,197 | 1,303 |
| **3. Health Service** | | | | |
| 1. O.P.D Cases | 463,004 | 468,611 | 481,874 | 527,947 |
| 2. P.M Exam | 756 | 927 | 1,646 | 1,089 |
| 3. Field Cases | 146,493 | 145,446 | 180,369 | 90,229 |
| **4.Vaccinations** | | | | |
| 1. Ranikhet | 2,644,989 | 2,286,963 | 2,224,063 | 2,707,681 |
| 2. Fowl Fox | 261,650 | 278,276 | 301,810 | 398,829 |
| 3. Gumboro | 1,570,415 | 1,305,253 | 1,320,461 | 1,435,739 |
| 4. H.S | 104 | 2,623 | 21,492 | 12,229 |
| 5. B.Q | 55,567 | 74,289 | 38,350 | 23,466 |
| 6. FMD | 78,197 | 121,531 | 113,017 | 127,603 |
| **5.Issue of Breeding Materials** | | | | |
| 1. D.O Broiler | 19,242 | 48,970 | 47,179 | 19,830 |
| 2. D.O Cockerals | 250 | 10,548 | 1,100 | 750 |
| 3. D.O Pullets | 2,205 | 2,910 | 2,934 | 2,600 |
| 4. D/O Backyard unsexed | 240,624 | 300,095 | 281,811 | 274,131 |
| 5. Month Old chicks | 87,182 | 1,205 | 38,629 | 18,928 |
| 6. Bull Calves | 143 | 78 | 59 | 10 |
| 7. Heifer | 1,129 | 1,210 | 306 | 109 |
| 8. Buffalo Bull/ Heifer | 57 | 42 | 17 | - |
| 9. Goat Female | 1,582 | 2,144 | 1,916 | 909 |
| 10. Goat Male | 285 | 521 | 492 | 223 |
| **6.Training / Extension Service** | | | | |
| 1. No of Training | 623 | 876 | 925 | 763 |
| 2. No of Farmers Participated | 18,601 | 21,033 | 27,628 | 20,329 |
| 3. Farmers Sent to T/S for Training | 93 | 32 | 25 | - |
| **7. Any Other Services** | | | | |
| 1. Milk Collection(lit) | 22,502,873 | 26,969,456 | 27,773,232 | 24,000,193 |

*Source : Dept of Animal Production & Health , NP*

**Table 5.12 Institutions under Provincial Department of Animal Production & Health, NP - 2019**

| District | Region ( DS Division ) | Veterinary Surgeon Office | Poultry farm | Goat farm | Cattle farm | Regional Training Centre | Vet-Hospital | Bull Calf Rearing Centre | Artificial Insemination Centre |
|---|---|---|---|---|---|---|---|---|---|
| Jaffna | Jaffna | 1 | - | - | - | - | - | - | - |
| | Nallur | 1 | - | - | - | - | - | - | 1 |
| | Chavakachcheri | 1 | - | - | - | - | - | - | - |
| | Kopay | 1 | 1 | - | - | - | - | - | - |
| | Point Pedro | 1 | - | - | - | - | - | - | - |
| | Karaveddy | 1 | - | - | - | - | - | - | - |
| | Uduvil | 1 | - | - | - | - | 1 | - | - |
| | Thellipalai | 1 | - | - | - | - | - | - | - |
| | Sandilipay | 1 | - | - | - | - | - | - | - |
| | Vaddukoddai | 1 | - | - | - | - | - | - | - |
| | Velanai | 1 | - | - | - | - | - | - | - |
| | Kayts | 1 | - | - | - | - | - | - | - |
| | Delft | 1 | - | - | - | - | - | - | - |
| | Karanagar | 1 | - | - | - | - | - | - | - |
| | Maruthankerny | 1 | - | - | - | - | - | - | - |
| **Sub Total** | | **15** | **1** | **-** | **-** | **-** | **1** | **-** | **1** |
| Kilinochchi | Kilinochchi | 1 | - | - | - | 1 | - | - | - |
| | Poonagary | 1 | - | - | - | - | - | - | - |
| | Pachchilaipallai | 1 | - | - | - | - | - | - | - |
| | Kandavalai | 1 | - | - | - | - | - | - | - |
| **Sub Total** | | **4** | **-** | **-** | **-** | **1** | **-** | **-** | **-** |
| Mannar | Mannar | 1 | - | - | - | - | - | - | - |
| | Murunkan | 1 | - | - | - | - | - | - | - |
| | Manthai West | 1 | - | - | - | - | - | - | - |
| | Madhu | 1 | - | - | - | - | - | - | - |
| | Musali | 1 | - | - | - | - | - | - | - |
| **Sub Total** | | **5** | **-** | **-** | **-** | **-** | **-** | **-** | **-** |
| Mullaitivu | Mullaitivu | 1 | - | - | - | - | - | - | - |
| | Thunukkai | 1 | - | - | 1 | - | - | - | - |
| | Oddusuddan | 1 | - | - | - | - | - | - | - |
| | Manthai East | 1 | - | - | - | - | - | - | - |
| | Puthukkudigiruppu | 1 | - | - | - | - | - | - | - |
| | Welioya | 1 | - | - | - | - | - | - | - |
| **Sub Total** | | **6** | **-** | **-** | **1** | **-** | **-** | **-** | **-** |
| Vavuniya | Vavuniya | 1 | 1 | 1 | - | 1 | - | - | - |
| | Vavuniya South | 1 | - | - | - | - | - | - | - |
| | Cheddikulam | 1 | - | - | - | - | - | 1 | - |
| | Vavuniya North | 1 | - | - | - | - | - | - | - |
| **Sub Total** | | **4** | **1** | **1** | **-** | **1** | **-** | **1** | **-** |
| **Total** | | **34** | **2** | **1** | **1** | **2** | **1** | **1** | **1** |

*Source : Department of Animal Production and Health, Northern Province*

# Chapter - 06

# Fisheries

## Table 6.1 Fishing families by District, NP 2014 - 2019

| District | 2014 | 2015 | 2016 | 2017 | 2018 | 2019 |
|---|---|---|---|---|---|---|
| Jaffna | _ | _ | _ | _ | _ | 21,603 |
| Kilinochchi | 3,817 | 4,156 | 4,118 | 4,145 | 4,180 | 4,145 |
| Mannar | 11,079 | 11,133 | 9,452 | 9,759 | 987 | 10,195 |
| Mullaitivu | 4,210 | 4,212 | 3,800 | 2,668 | 2,908 | 3,412 |
| Vavuniya | _ | _ | _ | _ | _ | _ |
| **Total** | **19,106** | **19,501** | **17,370** | **16,572** | **8,075** | **39,355** |

## Table 6.2 Fishermen Cooperative Societies by District, NP - 2019

| District | No.of registered fisheries Co-operative Societies | No.of members in fisheries Co-operative Societies |
|---|---|---|
| Jaffna | 117 | 20,304 |
| Kilinochchi | 26 | 3,897 |
| Mannar | 40 | 1,107 |
| Mullaitivu | 29 | 31 |
| Vavuniya | _ | _ |
| **Total** | **212** | **25,339** |

## Table 6.3 Number of beneficiaries under fisherman pension scheme by District, NP - 2019

| District | No.of fisherman benefited under pension scheme | No.of fisherman who are in receipt of pension | No.of fisherman paying premium on installment basic |
|---|---|---|---|
| Jaffna | 3 | 120 | _ |
| Kilinochchi | 1,999 | 102 | _ |
| Mannar | 5,544 | 438 | 2,910 |
| Mullaitivu | 457 | 71 | _ |
| Vavuniya | _ | _ | _ |
| **Total** | **8,003** | **731** | **2,910** |

*Source: Inland fisheries Unit, Ministry of Agriculture, NP*

**Table 6.4 Fresh fish production in costal fisheries by District, NP 2014 - 2019 (Mt)**

| District | 2014 | 2015 | 2016 | 2017 | 2018 | 2019 |
|---|---|---|---|---|---|---|
| Jaffna | _ | _ | _ | _ | _ | 45,875.00 |
| Kilinochchi | 14,207.48 | 11,189.78 | 11,839.15 | 11,586.95 | 11,069.99 | 11,269.50 |
| Mannar | 25,938.00 | 13,509.00 | 16,307.00 | 20,709.00 | 23,048.00 | 25,336.00 |
| Mullaitivu | 7,845.20 | 9,423.54 | 8,719.35 | 5,372.55 | 3,106.30 | |
| Vavuniya | _ | _ | _ | _ | _ | |
| **Total** | **47,990.68** | **34,122.32** | **36,865.50** | **37,668.50** | **37,224.29** | **82,480.50** |

**Table 6.5 Dried fish production by District, NP 2014 - 2019**

| District | Fish Production (Mt) | | | | | |
|---|---|---|---|---|---|---|
| | 2014 | 2015 | 2016 | 2017 | 2018 | 2019 |
| Jaffna | _ | _ | _ | _ | _ | 2,691.00 |
| Kilinochchi | 726.00 | 750.00 | 780.00 | 820.00 | 845.00 | 870.00 |
| Mannar | 7,780.00 | 472.00 | 815.00 | 828.00 | 922.00 | 1,013.00 |
| Mullaitivu | 7,845.20 | 9,423.54 | 8,719.35 | 5,372.55 | 3,106.30 | _ |
| Vavuniya | _ | _ | _ | _ | _ | _ |
| **Total** | **16,351.20** | **10,645.54** | **10,314.35** | **7,020.55** | **4,873.30** | **4,574.00** |

**Table 6.6 Number of crafts in operation by District, NP - 2019**

| District | Total Crafts | In board Multiday | In board one day | Out Board FRP | Traditional Mechanized | Traditional Non Mechanized | Madel |
|---|---|---|---|---|---|---|---|
| Jaffna | 7,542 | 103 | 421 | 4,250 | 655 | 1,901 | 212 |
| Kilinochchi | 1,432 | | | 1,116 | 215 | 101 | |
| Mannar | 4,820 | 41 | 209 | 3,231 | 558 | 769 | 12 |
| Mullaitivu | _ | _ | _ | 1,292 | _ | 178 | |
| Vavuniya | _ | _ | _ | _ | _ | _ | _ |
| **Total** | **13,794** | **144** | **630** | **9,889** | **1,428** | **2,949** | **224** |

**Table 6.7 Ice Plants and production capacity, NP - 2019**

| District | Plants (nos) | Capacity (tons/day) |
|---|---|---|
| Jaffna | 9 | 27.5 |
| Kilinochchi | 2 | 12.5 |
| Mannar | 4 | 88.0 |
| Mullaitivu | 2 | 27,420.0 |
| Vavuniya | _ | _ |
| **Total** | **17** | **27,548.0** |

*Source: Inland fisheries Unit, Ministry of Agriculture, NP*

**Table 6.8 Fresh water tanks and Reservoirs, NP - 2019**

| District | D.S Division | Name of Tank | Fresh Water Area / Catchments Area (Sq.Km) |
|---|---|---|---|
| Jaffna | | Nil | |
| Kilinochchi | Karachi | Iranaimadu Tank | 587.93 |
| | | Akkarayan Tank | 106.71 |
| | | Vannerikkulam Tank | 12.95 |
| | Poonakary | Kariyalainagapaduvan | 119.90 |
| | | Murippu Tank | 27.20 |
| | Karachi | Aanavilunthan Tank | 68.60 |
| | Mullaitivu | Kanagampigai Tank | 26.68 |
| | Karachchi | Puthumurippu Tank | 67.02 |
| **Sub Total** | | | **1016.99** |
| Mannar | Manthai West | Periyamadu Tank | 369.00 |
| | | Koorai Tank | 24.86 |
| | Madu | Mullikkulam | 32.87 |
| | | Thadchanamaruthamadu | 113.27 |
| | Mannar | Giant Tank | 38.00 |
| | | Periyapandivirishan Tank | 89.92 |
| **Sub Total** | | | **667.92** |
| Mullaitivu | Manthai West | Vavunikkulam | 228.92 |
| | Puthukkudiyeruppu | Visuvamadu Tank | 33.15 |
| | Thunukkai | Kalvilan Kulam | 14.89 |
| | | Thaniyan Kulam | 45.33 |
| | | Ampalapperumal Kulam | 61.05 |
| | Puthukkudiyeruppu | Mathavalasingam | 51.80 |
| | | Kanukkerny Kulam | 67.99 |
| | | Muththayankaddu Tank | 170.29 |
| | | Maruthamadu | _ |
| | Karaithuraipattu | Thannimurippu Tank | _ |
| | Puthukkudiyeruppu | Udayarkaddu Tank | 61.51 |
| **Sub Total** | | | **734.93** |
| Vavuniya | Vavuniya(Town) | Pavatkulam | 121.40 |
| | | Muhaththan Tank | 211.00 |
| | | Kalmadu Tank | 52.32 |
| | | Vavuniya Tank | 27.20 |
| | | Rambaiveddi Tank | 80.00 |
| | Vavuniya South | Mamaduva Tank | 67.40 |
| | | Iraddaiperiyakulam | 212.00 |
| **Sub Total** | | | **771.32** |

*Source: Inland fisheries Unit, Ministry of Agriculture, NP*

## Table 6.9 Fishing villages - Jaffna District - 2019

| D.F.E.O Division | FI Division | DS Division | Name of Fishing Village | No of fishing Families |
|---|---|---|---|---|
| Jaffna | Alliyawalai | Maruthakerney | Chundikulam | _ |
| | | | Kaddaikadu | 305 |
| | | | Vettilaikerny | 170 |
| | | | Aliyawalai | 337 |
| | | | Uduthrai | 490 |
| | Thalayady | | Vathirayan | 320 |
| | | | Maruthakerny | 170 |
| | | | Thalayady | 74 |
| | | | Chempianpattu | 195 |
| | | | Mamuni | 168 |
| | | | Kudarappu | 40 |
| | | | Nagarkovil East | 150 |
| | Point Pedro east | | Nagarkovil West | 178 |
| | | | Kudarkoil West | 226 |
| | | | Kudarkoil East | 159 |
| | | | potpathy | 280 |
| | | | Manalkadu | 231 |
| | | | Katkovalam | 142 |
| | | Pointpedro | Thumpalai East | 299 |
| | | | Munai | 299 |
| | | | Koddady | 189 |
| | | | Supparmadam | 223 |
| | | | Inparuddy | **228** |
| | Point Pedro West | | Sakkoddai | 155 |
| | | | Polyandy East | 276 |
| | | | Polyandy West | 200 |
| | | | Valvettithurai | 382 |
| | | | Aththikovilady | 495 |
| | | | Kerudavil | 58 |
| | | | Thondamanaru | 158 |
| | | Karaveddy | Karaveddy | 95 |
| | | Kopay | Puththur | 50 |
| | | | Atchchuveli | 35 |

| | | | | |
|---|---|---|---|---|
| Jaffna | | Tellipalai | Thondamanaru Akkrai | 75 |
| | | | Valalai | 120 |
| | | | Thiyiddy | 125 |
| | | | Palaly | 610 |
| | | | Mylliddy | 695 |
| | | | Urani | 45 |
| | | | Kankesanthurai | 110 |
| | | | valiththundal | 56 |
| | KKS East | | Senthankulam | 117 |
| | | | Seenthilpanthal | 46 |
| | | Sandilipay | Poity | 39 |
| | | | Mareesankoodal | 54 |
| | | | Mathagal | 457 |
| | | | Santhai | 300 |
| | | | Pandatherippu-Sillalai | 40 |
| | | | Manipaay | 85 |
| | | | Chavatkddu | 813 |
| | | | Uyarapplam | 92 |
| | | | Kakkaitivu | 121 |
| | | | Navali | 97 |
| | | | Thiruvadinilai | 122 |
| | | | Chulipuram West | 366 |

| | | | | |
|---|---|---|---|---|
| | KKS West | Karainagar | Tholpuram | 250 |
| | | | Ponnalai | 49 |
| | | | Vaddukoddai | 120 |
| | | | Moolai | 137 |
| | | | Araly West | 68 |
| | | | Araly Centre | 419 |
| | | | Araly South | 50 |
| | | | Araly East | 51 |
| | | | Kasurina Beach | 101 |
| | | | Sambalodal | 256 |
| | | | Maruthapuram | 106 |
| | | | Verapiddy | 137 |
| | | | Viyavil | 42 |
| | | | Neelankadu | 37 |
| | | | Thoppukadu | 90 |
| | | | palavodai | 67 |
| | | | Uri | 334 |
| | | Kayts | Piddiolai | 211 |
| | | | Analaitivu | 128 |
| | | | Eluvaitivu | 105 |
| | | | Thampaddy | 275 |
| | | | Kayts | 110 |
| | | | Paruththiadaippu | 69 |
| | | | **Total** | **14,574** |

*Source: Inland fisheries Unit, Ministry of Agriculture, NP*

**Table 6.10 Fishing villages - Kilinochchi District - 2019**

| D.F.E.O Division | FI Division | GN Division | Name of Fishing Village | No of Fishing Families |
|---|---|---|---|---|
| Kilinochchi | Pallai | Kovilvayal | Sangathrvayal | 195 |
| | | Puloppalai | Puloppalai | 95 |
| | | Kilaly | Kilaly | 122 |
| | | Allippalai | Arathinagar | 65 |
| | | **Total** | | **477** |
| | Kandawalai | Puliyampokkanai | Nagenthirapuram | 132 |
| | | Tharmapuram | Tharmapuram | 140 |
| | | Punnai neeravi | Kannaginagar | 370 |
| | | Thattuvankatti | Thattuvankatti | 139 |
| | | Piramanthanaru | Piramanthanaru | 125 |
| | | Punnai neeravi | Kollaru | 175 |
| | | **Total** | | **1,081** |
| | Poonagary | Nallur | Nallur | 30 |
| | | Gowtharimunai | Nagathevanthurai | 10 |
| | | Gowtharimunai | Gowtharimunai | 70 |
| | | Pallikudah | Pallikudah | 270 |
| | | Pallikudah | Valarmathy | 40 |
| | | **Total** | | **420** |
| | Nachchikudah | Mulankavil | Anpupuram | 65 |
| | | Iranaimathanagar | Iranaimathanagar | 289 |
| | | Nachikudah | St-Yakappur | 245 |
| | | Nachikudah | Annaivelankanni | 290 |
| | | Ponnaveli | Valipatu | 300 |
| | | Kiranchci | Kiranchchi | 227 |
| | | Palavi | Palavi | 35 |
| | | Kariyalaiunagapaduvan | Kumulamunai | 85 |
| | | Nachikudah | Nachikudah | 300 |
| | | Mulankavil | St-Sebustiyan | 75 |
| | | Nachikudah | Nallayan | 105 |
| | | **Sub Total** | | **2,016** |
| | | **Total** | | **3,994** |

**Table 6.11 Fishing villages - Mannar District - 2019**

| DFEO Division | FI Division | Name of Fishing Village | No. of fishing families |
|---|---|---|---|
| Mannar | Pesalai | Talaimannar West | 267 |
| | | Talamannar Pier | 539 |
| | | Talaimannar Station | 83 |
| | | Nadukkudah | 67 |
| | | Sriskanda(Murugankovilady) | 71 |
| | | Pesalal | 1,843 |
| | | **Sub Total** | **2,870** |
| | Erukkalampiddy | Siruthoppu | 61 |
| | | Periekarisal | 226 |
| | | Sinnakarisal | 163 |
| | | Puthukkudiyiruppu | 233 |
| | | Thoddaveli | 109 |
| | | Erukkalampiddy | 607 |
| | | Tharapuram | _ |
| | | **Sub Total** | **1,399** |
| | Mannar | Pallimunali | 990 |
| | | Panakaddikoddu | 1,251 |
| | | Thalvupadu | 587 |
| | | Southbar | 90 |
| | | Periyakadal | 96 |
| | | Uppukulam | 94 |
| | | **Sub Total** | **3,108** |
| | Nanattan | Vankalal | 620 |
| | | Naruvilikkulam | 120 |
| | | Achankulam | 80 |
| | | **Sub Total** | **820** |
| | Chilavathural | Arippu | 231 |
| | | Saverlyarpuram | 105 |
| | | Thomalyar | 14 |
| | | Chllavathural | 54 |
| | | Koolankulam | 45 |
| | | Kokkupadayan | 38 |
| | | Kondachchi | 33 |
| | | Kond achikudah | 22 |
| | | Karadykuli | 31 |
| | | Mullikkulam | 52 |
| | | Hunais Nagar | 25 |
| | | Marichukaddy (kayakulli) | 114 |
| | | **Sub Total** | **764** |
| | Vidatativu | Pappamoddai | 77 |
| | | Vidatalitivu | 258 |
| | | Vidatalitivu East (Sharkkiya) | 87 |
| | | Kaththalampiddy | 40 |
| | | Illuppaikadavai | 92 |
| | | Anthoniyarpuram | 159 |
| | | Monrampiddy | 256 |
| | | Thevenpiddy | 235 |
| | | **Sub Total** | **782** |
| | | **Grand Total** | **12,613** |

*Source: Inland fisheries Unit, Ministry of Agriculture, NP*

## Table 6.12 Details of fisheries Anchorage Points, NP

| District | DS Division | GN Division | FI Division | Anchorages |
|---|---|---|---|---|
| Jaffna | Jaffna | Gurunagar<br>Passaiyoor | Jaffna West<br>Jaffna East | 1<br>1 |
| Kilinochchi | - | - | - | - |
| Mannar | - | - | - | - |
| Mullaitivu | - | - | - | - |
| Vavuniya | - | - | - | - |

## Table 6.13 Coastal Belt, NP (Km)

| District | Distance |
|---|---|
| Jaffna (Including Island & Excluding Lagoon) | 182.0 |
| Kilinochchi | 128.0 |
| Mannar | _ |
| Mullaitivu | _ |
| Vavuniya | _ |
| **Total** | **310.0** |

*Source: Inland fisheries Unit, Ministry of Agriculture, NP*

**Table 6.14 Details of Landing Sites, NP**

**Table 6.14.1 Details of Landing Sites, Jaffna District - 2019**

| Zone | FI Division | DS Division | No. | Fishing Villages | NO. | Name of Landing Sites |
|---|---|---|---|---|---|---|
| Vadamaradchi | Aliyawalai | Maruthakerney | 1 | Chundikulam | 1 | Chundikulam |
| | | | 2 | Kaddaikadu | 2 | Kaddaikadu |
| | | | 3 | Vettilaikerny | 3 | Vettilaikerny |
| | | | 4 | Aliyawalai | 4 | Aliyawalai |
| | Thalayady | | 5 | Uduthurai | 5 | Uduthurai |
| | | | 6 | Vathirayan | 6 | Vathirayan |
| | | | 7 | Maruthankerny | 7 | Maruthakerny |
| | | | 8 | Thalayady | 8 | Thalayady |
| | | | 9 | Chempianpattu | 9 | Chempianpattu |
| | | | 10 | Mamuni | 10 | Mamuni |
| | Pointpedro East | Pointpedro | 11 | Kudarappu | 11 | Kudarappu |
| | | | 12 | Nagarkovil East | 12 | Nagarkovil East |
| | | | 13 | Nagarkovil West | 13 | Nagarkovil West |
| | | | 14 | Kudarkoil West | 14 | Kudarkoil West |
| | | | 15 | Kudarkoil East | 15 | Kudarkoil East |
| | | | 16 | potpathy | 16 | potpathy |
| | | | 17 | Manalkadu | 17 | Manalkadu |
| | | | 18 | Katkovalam | 18 | Katkovalam |
| | | | 19 | Thumpalai East | 19 | Thumpalai East |
| | | | 20 | Munai | 20 | Munai |
| | Pointpedro West | Karaveddy | 21 | Koddady | 21 | Koddady |
| | | | 22 | Supparmadam | 22 | Supparmadam |
| | | | 23 | Inparuddy | 23 | Inparuddy |
| | | | 24 | Sakkoddai | 24 | Sakkoddai |
| | | | 25 | | 25 | Thikkam |
| | | | 26 | Polyandy East | 26 | Polyandy East |
| | | | 27 | Polyandy West | 27 | Polyandy West |
| | | | 28 | Valvettithurai | 28 | Valvettithurai |
| | | | 29 | Aththikovilady | 29 | Aththikovilady |
| | | | 30 | Kerudavil | 30 | Kerudavil |
| | | | 31 | Thondamanaru | 31 | Thondamanaru |
| | | | 32 | Karaveddy | 32 | Thondamanaru (Legoon) |
| Valikamam | KKS East | Kopay | 33 | Puththur | | |
| | | | 34 | Achchveli | | |
| | | | 35 | Thondamanaru Akkrai | 33 | Thondamanaru Akkrai |
| | | | 36 | Valalai | 34 | Valalai |
| | | Thellipalai | 37 | Thiyiddy | 35 | Thiyiddy |
| | | | 38 | Palaly | 36 | Palaly |
| | | | 39 | Mylliddy | 37 | Mylliddy |

| | | | | | | |
|---|---|---|---|---|---|---|
| Valikamam | KKS West Sandilipay Chulipuram | Sandilipay | 40 | Urani | 38 | Urani |
| | | | 41 | Kankesanthurai | 39 | Kankesanthurai |
| | | | 42 | valiththundal | 40 | valiththundal |
| | | | 43 | Senthankulam | 41 | Senthankulam |
| | | | 44 | Seenthilpanthal | 42 | Seenthilpanthal |
| | | | 45 | Poity | 43 | Poity |
| | | | 46 | Mareesankoodal | 44 | Mareesankoodal |
| | | | 47 | Mathagal | 45 | Mathagal |
| | | | 48 | Santhai | | |
| | | | 49 | Pandatherippu-Sillalai | | |
| | | | 50 | Manipaay | | |
| | | | 51 | Chavatkddu | | |
| | | | 52 | Uyarapplam | 46 | Kakkaitivu |
| | | | 53 | Kakkaitivu | 47 | Kallundai |
| | | | 54 | Navali | | |
| | | Chankanai | 55 | Thiruvadinilai | 48 | Thiruvadinilai |
| | | | 56 | Chulipuram West | 49 | Chulipuram West |
| | | | 57 | Tholpuram | 50 | Ponnalai |
| | | | 58 | Ponnalai | | |
| | | | 59 | Vaddukoddai | | |
| | | | 60 | Moolai | | |
| | | | 61 | Araly West | 51 | Araly West |
| | | | 62 | Araly Centre | 52 | Araly Centre |
| | | | 63 | Araly South | 53 | Araly South |
| | | | 64 | Araly East | 54 | Araly East |
| | | Karainagar | 65 | Kasurina Beach | 55 | Kasurina Beach |
| | | | 66 | Sambalodal | 56 | Sambalodal |
| | | | 67 | Maruthapuram | 57 | Maruthapuram |
| | | | 68 | Verapiddy | 58 | Verapiddy |
| | | | 69 | Viyavil | 59 | Viyavil |
| | | | 70 | Neelankadu | 60 | Neelankadu |
| | | | 71 | Thoppukadu | 61 | Thoppukadu |
| | | | 72 | palavodai | 62 | palavodai |
| | | | 73 | Uri | 63 | Uri |
| | | | 74 | Piddiolai | 64 | Piddiolai |

*Source: Inland fisheries Unit, Ministry of Agriculture, NP*

**Cont..**

| Zone | FI Division | DS Division | No. | Fishing Villages | No. | Fish Landing Centre |
|---|---|---|---|---|---|---|
| Islands | Kayts | Velanai | 75 | Nainativu South | 65 | Nainativu South |
| | | | 76 | Nainativu North | 66 | Nainativu Noruth |
| | | Kayts | 77 | Analaitvu | 67 | Analaitvu |
| | | | 78 | Eluaitivu | 68 | Eluaitivu |
| | | | 79 | Thampaddy | 69 | Thampaddy |
| | | | 80 | Kayts | 70 | Kayts |
| | | | 81 | Paruththiadaippu | 71 | Paruththiadaippu |
| | | | 82 | Melinchimunai | 72 | Melinchimunai Kannaki Ammanthua |
| | | | 83 | Sinnamadu | 73 | Suruvil |
| | Delft | Delft | 84 | Delft East | 74 | Delft East |
| | | | 85 | Delft Centre | 75 | Delft Centre |
| | | | 86 | Delft WestVellai | 76 | Delft WestVellai |
| | | | 87 | Vellai | 77 | Vellai |
| | Velanai | Velanai | 88 | Mandaitivu | 78 | Mandaitivu |
| | | | 89 | Allaipiddy | 79 | Allaipiddy |
| | | | 90 | Cheddipulam | 80 | Cheddipulam |
| | | | 91 | venpuavinakar | 81 | venpuavinakar |
| | | | 92 | Thurayoor | 82 | Thurayoor |
| | | | 93 | Ambigainagar | 83 | Ambigainagar |
| | | | 94 | pungudutheevu East | 84 | pungudutheevu East |
| | | | 95 | pungudutheevu Centre | 85 | pungudutheevu Centre |
| | | | 96 | pungudutheevu West | 86 | pungudutheevu West |
| | Jaffna West | Nallur | 97 | Kokkuvil West | | Kakkaitivu |
| | | Jaffna | 98 | Navanthurai | 87 | Navanthurai |
| | | | 99 | Koddady | 88 | Koddady |
| | | | 100 | Gurunagar | 89 | Gurunagar |
| | Jaffna East | | 101 | Passaiyoor | 90 | Passaiyoor |
| | | | 102 | Colombuththurai | 91 | Colombuththurai |
| | | Nallur | 103 | Manianthoddam | 92 | Manianthoddam |
| | | | 104 | Uthayapuram | 93 | Uthayapuram |
| | | | 105 | Poompuhaar | 94 | Poompuhaar |
| | | | 106 | Arialai East | 95 | Arialai East |
| | | | 107 | Periyathodam | 96 | Periyathodam |
| Thenmaradchi | Chavakachcheri | Chavakachcheri | 108 | Navatkuli | 97 | Navatkuli |
| | | | 109 | Kaithady Navatkuli | 98 | Kaithady Navatkuli |
| | | | 110 | Maravanpulo | 99 | Maravanpulo |
| | | | 111 | Thanankiappu | 100 | Thanankiappu |
| | | | 112 | Chavakachcheri | 101 | Chavakachcheri |
| | | | 113 | Meesalai | 102 | Meesalai |
| | | | 114 | Kachchai | 103 | Kachchai |
| | | | 115 | Ketpeli | 104 | Ketpeli |

*Source: Inland fisheries Unit, Ministry of Agriculture, NP*

## Table 6.14.2 Details of Landing Sites, Kilinochchi District - 2019

| FI Division | Name of Landing Sites | DS Division | GN Divisin |
|---|---|---|---|
| Poonakary | Nallur | Poonagary | Nallur |
| | Chettiyarkurichchi | | Gnanimudam |
| | Nagathevanthuri | | Gowtharimunai |
| | Sangupiddy | | Paramankirai |
| | Gowtharimunai | | Gowtharimunai |
| | Kalmunai | | Gowtharimunai |
| | Vinaci Oadai | | Gowtharimunai |
| | Pallikkuda | | Pallikkachu |
| | Chettiyartharavelli | | Pallikkachu |
| | Monniththalui | | Gowtharimunai |
| | Anthiniyar koviladi | | Nachchikudha |
| Nachchikkuda | Iranaimuthanagar | | Iranaimuthanagar |
| | Nachchikudha | | Nachchikudha |
| | Nochchimunai | | Konyalai Nayapaduvan |
| | Kumulamunai | | Konyalai Nayapaduvan |
| | Annaivelankanni | | Nachchikudha |
| | Kiranchi | | Kiranchi |
| | Valaippadu | | Ponnaveli |
| | Palavi | | Palavi |
| Pallai | Kilaly | Pachchilaippalli | Kilaly |
| | Arathinagar | | Allippalai |
| | Sangaththaruayal | | Kovilvoyal |
| | Pulopalai East | | Pulopalai |
| Kandawalai | Elephant pass | | Elephant pass |
| | Kaddadythurai | | Punnaineeravi |
| | Thadduvankoddy | | Thadduvankoddy |
| | Anniladiththapiddy | | Puliyampokkanai |
| | Peiparapiddy | | Punnainneeravi |
| Karachchi | Kunchchupparonthan | Karachchi | Uruththirapuram North |

*Source: Inland fisheries Unit, Ministry of Agriculture, NP*

## Table 6.14.3 Details of Landing Sites, Mannar District - 2019

| FI Division | DS Division | GN Division | Name of Landing Sites |
|---|---|---|---|
| Chilavaturai | Musali | Arippu West | Arippu West |
| | | Arippu East | Arippu East(Puthukudiyiruppu) |
| | | Saveriyarpuram | Saveriyarpuram |
| | | Saveriyarpuram | Thomayar |
| | | Koolankulam | Koolankulam |
| | | Chilavaturai | Chilavaturai |
| | | Kokkupadayan | Kondachikuda 1 |
| | | Kokkupadayan | Kandachikuda 2 (Kokkupadayan) |
| | | Kondachchi | Kandachikuda 3 (Kondachchi) |
| | | Kondachchi | Kayakuli |
| | | Kondachchi | Unais Farockpadu |
| | | Karadikuly | Maruthodikudah |
| | | Mullikulam | Mullikulam |
| Erukkalampiddy | Mannar | Siruthoppu | Srikantha 1 |
| | | Siruthoppu | Kalladypadu (Vankalaipadu) |
| | | Periyakarisal | Karisalpadu |
| | | Puhukudiyiruppu | Minarapadu (puthukudiyiruppu) |
| | | Ward-1,Erukkalampiddy | Amaipadukai (Erukkalampiddy) |
| | | Ward-9,Erukkalampiddy | Kalladypadu (Erukkalampiddy) |
| | | Ward-9,Erukkalampiddy | Usimookku |
| | | Puhukudiyiruppu | puthukudiyiruppu padu |
| | | Oolaithoduvai | Oolaithoduvai(Sinnakarisal) |
| Mannar | | pallimunai | pallimunai |
| | | Uppukulam South | Konthaipiddy 1 |
| | | Uppukulam South | Konthaipiddy 2(uppukulam) |
| | | Pattah | Mannar Bridge 1(Panankattkottu) |
| | | Periyakadai | Mannar Bridge 2(Periyakadai) |
| | | Southbar | Southbar |
| | | Thalvupadu | Thalvupadu |
| | | Thoddaveli | Malivady (Anchu Thennampillai padu |
| Nanattan | Nanattan | Vankalai | Vankalai |
| | | Naruvilikulam | Naruvilikulam |
| | | Achchankulam | Achchankulam |
| Pesalai | Mannar | Talaimannar village North | Talaimannar West |
| | | Talaimannar Pier | Talaimannar Pier |
| | | Kaddukarankudiyiruppu | Kurusupadu |
| | | Pesalai North | Pesalai 1 |
| | | Pesalai North | Pesalai 2 |
| | | Pesalai North | Pesalai 3 (Lurthumathapadu) |
| | | Siruthoppu | Kattaspathiri(Pesalai 4) |
| | | Thullukudiyiruppu | Nadukudah |
| | | Kaddukarankudiyiruppu | Old Pier(Talaimannar station) |
| | | Pesalai North | Srikantha (siruthoppu 2) |
| Vidaththaltivu | Manthai Wast | Pappamoddai | Keelikaraiyanpiddy |
| | | Pappamoddai | Palakaimunai (pappamoddai) |
| | | Vidataltivu East | Vidataltivu East |
| | | Vidataltivu West | Vidataltivu West |
| | | Kalliyady | Katjalmpiddy |
| | | Ilupaikadavai | Padakuthurai (Ilupaikadavai) |
| | | Anthoniyarpuram | Anthoniyarpuram |
| | | Paliyaru | Paliyaru |
| | | Paliyaru | Moonrampiddy (paliyaru) |
| | | Thevanpiddy | Thevanpiddy |

*Source: Inland fisheries Unit, Ministry of Agriculture, NP*

**Table 6.14.4 Details of Landing Sites, Mullaitivu District - 2019**

| FI Division | Name of Landing sites | DS Division | GN Division |
|---|---|---|---|
| Kokkilai | KokkilaiWest | Maritime patta | Mullaitivu/77 |
| | Karanaddukerny | | Mullaitivu/79 |
| | Kokilai-micrant | | Mullaitivu/ 77 |
| | Kokkuthoduwai | | Mullaitivu/ 81 |
| | Puliyamunai | | Mullaitivu/ 77 |
| | Kokikilai East | | Mullaitivu/ 77 |
| | Kudaththurai | | Mullaitivu /78 |
| Nayaru | Kumulamunai | | Mullaitivu/ 119 |
| | Nayaru | | Mullaitivu/ 83 |
| | Semmalai | | Mullaitivu/ 84 |
| | Alampil | | Mullaitivu/ 86, |
| | Uppumaveli | | Mullaitivu/ 87 |
| | Semmalai-micrant | | Mullaitivu/ 85 |
| Mullaitivu town | Selvapuram | | Mullaitivu/ 94 |
| | Kovilkadiyiruppu | | Mullaitivu/ 95 |
| | Manatkudiyirappa | | Mullaitivu/ 96 |
| | Vannankulam | | Mullaitivu/ 92 |
| | Kallappadu North | | Mullaitivu/ 91 |
| | Kallapadu South | | Mullaitivu/ 90 |
| | Silawaththai | | Mullaitivu/ 88 |
| | Keppapilavu | | Mullaitivu/ 102 |
| | Vattapalavu | | Mullaitivu/ 101 |
| | Vadduwakal | | Mullaitivu/ 98 |
| | Mullaivaikkal East | | Mullaitivu/ 98 |
| | Mullaivaikkal West | | Mullaitivu/ 99 |
| Mullaitivu north | Valaignermadam | | Mullaitivu/ 99 |
| | Maththalan | | Mullaitivu/ 100 |
| | Salai | | Mullaitivu/ 100 |
| | Pepparaipiddi | | Mullaitivu/ 100 |
| | Suthanthiriapuram | Puthukkudiyirappu | Mullaitivu/ 48 |
| | Theripuram | | Mullaitivu/ 44 |
| | Puthukkudiyiruppu | | Mullaitivu/ 41 |
| | Aananthapuram | | Mullaitivu/ 40 |

*Source: Inland fisheries Unit, Ministry of Agriculture, NP*

**Table 6.15 Information of Fresh Water Tanks by Districts, NP -2019**

| S.No | District | Major | Medium | Minor | Total (Ha) |
|---|---|---|---|---|---|
| 1 | Jaffna | - | - | - | - |
| 2 | Mannar | 3 | 6 | - | 9 |
| 3 | Vavuniya | 2 | 6 | - | 8 |
| 4 | Kilinochchi | 8 | - | - | 8 |
| 5 | Mullaitivu | 3 | 14 | - | 17 |
| **Total** | | **16** | **26** | **-** | **42** |

Major Tanks (>800 Ha)
Medium Tanks ( 200 Ha - 800 Ha)
Minor Tanks (< 200 Ha)

**Table 6.16 Basic statistics of marine fisheries by fishing District, NP - 2019**

| S.No | District | No of FI Division | Total Fishing Households | | Active fisheries | Fishing Households Population | Fish Landings |
|---|---|---|---|---|---|---|---|
| 1 | Jaffna | 14 | 21,603 | | 22,170 | 92,552 | 115 |
| 2 | Kilinochchi | 4 | 4,145 | | 3,897 | 17,500 | 23 |
| 3 | Mannar | - | - | - | - | - | - |
| 4 | Vavuniya | - | - | - | - | - | - |
| 5 | Mullaitivu | - | - | - | - | - | - |
| **Total** | | **18** | **25,748** | | **26,067** | **110,052** | **138** |

*Source: Inland fisheries Unit, Ministry of Agriculture, NP*

## Table 6.17 Details of Inland fishing & production, NP - 2019

| S.No | District | D.S Division | Fish Production (In Kg) |
|---|---|---|---|
| 1 | Jaffna | Maruthankeni | 50.94 |
| 2 | Kilinochchi | Karachchi | 427.50 |
| | | Kandawalai | |
| | | Poonakari | |
| 3 | Muillaitivu | Manthai west | 504.29 |
| | | Puthukkudiyeruppu | |
| | | Thunukai | |
| | | Oddusuddan | |
| 4 | Mannar | Manthai west | 313.29 |
| | | Madu | |
| | | Musali | |
| 5 | Vavuniya | Vavuniya | 153.93 |
| | | Vavuniya South | |

*Source: Inland fisheries Unit, Ministry of Agriculture, NP*

# Chapter - 07

# Irrigation



## Major/Medium (Provincial) tanks, NP

### Table 7.1 Major/Medium tanks, Kilinochchi District

| S.No | Name of the Tank | D.S.Division | Capacity (Ac.Ft) | Irrigable Area | Catchment Araa | |
|---|---|---|---|---|---|---|
| | | | | (Ha) | (Sq.MI) | (Sq.Km) |
| 1. | Akkarayan Kulam | Karachchi | 27,340.00 | 1,382.84 | 41.20 | 106.71 |
| 2. | Iranamadu | Karachchi Kandawalai | 120,650.00 | 8,897.21 | 227.00 | 587.93 |
| 3. | Kalmadu | Kandawalai | 12,280.00 | 1,396.20 | 26.50 | 68.64 |
| 4. | Kanagampigai | Karachchi | 1,319.00 | 105.22 | 10.30 | 26.68 |
| 5. | Kariyalai Nagapaduwan | Poonagari | 11,791.00 | 609.07 | 46.00 | 119.14 |
| 6. | Piramanthal Aru | Kandawalai | 3,128.00 | 243.63 | 25.89 | 67.06 |
| 7. | Puthumurippu | Karachchi | 4,901.00 | 398.62 | 10.50 | 27.20 |
| 8. | Vanneri | | 1,713.00 | 145.07 | 5.00 | 12.95 |
| 9. | Kudamurutty Tank | Poonagari | 2,950.00 | 647.51 | 75.85 | 196.46 |
| **Total** | | | **186,072.00** | **13,825.37** | **468.24** | **1,212.75** |

*Source: Department of Irrigation, NP*

### Table 7.2 Major/Medium tanks, Mannar District

| S.No | Name of the Tank | D.S.Division | Capacity (Ac.Ft) | Irrigable Area | Catchment Araa | |
|---|---|---|---|---|---|---|
| | | | | (Ha) | (Sq.MI) | (Sq.Km) |
| 1. | Admpan Kulam | Manthai West | 580 | 161.88 | 4.50 | 11.66 |
| 2. | Kurai Tank | | 2,062 | 303.52 | 9.60 | 24.86 |
| 3. | Maruthamadu Anicut | | 410 | 226.63 | 2.67 | 6.92 |
| 4. | Periyamadu Tank | | 5,780 | 303.52 | 142.00 | 367.78 |
| 5. | Welimaruthamadu | | 2,766 | 303.52 | 156.00 | 404.04 |
| 6. | Periyapandivirichchan | Madhu | 2,816 | 245.24 | 32.40 | 83.92 |
| 7. | Thadchanamaruthamadu | | 1,141 | 214.49 | 43.00 | 111.37 |
| 8. | Mullikulam | Madhu | 1,500 | 151.76 | 12.67 | 32.82 |
| **Total** | | | **17,055** | **1,910.56** | **402.84** | **1,043.36** |

*Source: Department of Irrigation, NP*

## Table 7.3 Major/Medium tanks, Mullaitivu District

| S.No | Name of the Tank | D.S.Division | Capacity (Ac.Ft) | Irrigable Area | Catchment Araa | |
|---|---|---|---|---|---|---|
| | | | | (Ha) | (Sq.MI) | (Sq.Km) |
| **Vavunikulam Division** | | | | | | |
| 1. | Ampalaperumal | Thunukkai | 3,062 | 252.13 | 23.57 | 61.05 |
| 2. | Iyan Kulam | | 3,950 | 385.27 | 13.50 | 34.97 |
| 3. | Kalvilan Kulam | | 1,513 | 161.88 | 5.75 | 14.89 |
| 4. | Koddaikaddiya Kulam | | 1,040 | 163.90 | 9.50 | 24.61 |
| 5. | Kollavilan Kulam | Manthai East | 787 | 106.03 | 2.40 | 6.22 |
| 6. | Mallavi Kulam | Thunukkai | 740 | 131.53 | 1.85 | 4.79 |
| 7. | Maruthan Kulam | | 1,700 | 182.11 | 10.30 | 26.68 |
| 8. | Murukandy Kulam | | 1,780 | 144.07 | 7.55 | 19.55 |
| 9. | Panankamam Kulam | Manthai East | 725 | 121.41 | 1.50 | 3.89 |
| 10. | Tenniyan Kulam | Thunukkai | 4,375 | 343.99 | 17.50 | 45.33 |
| 11. | Therankandal Kulam | | 732 | 121.41 | 4.75 | 12.30 |
| 12. | Vavunikulam | Manthai East / Thunukkai | 41,942 | 2,791.18 | 88.00 | 227.92 |
| **Muthuiyankaddu Division** | | | | | | |
| 13 | Kanukkerny tank | Maritimepattu | 2,315 | 733.71 | 26.25 | 67.99 |
| 14 | Madawalasingam | | 5,125 | 161.07 | 20.00 | 51.80 |
| 15 | Neethukai Kulam | | 47,953 | 2,473.49 | 65.75 | 170.29 |
| 16 | Muthu Iyan Kaddu | Oddusuddan | 1,944 | 149.74 | 9.50 | 24.61 |
| 17 | Thannimurippu Kulam | | 17,706 | 956.70 | 51.00 | 132.09 |
| 18 | Udayarkaddu Kulam | Puthukudiyirippu | 10,820 | 518.01 | 23.75 | 61.51 |
| 19 | Visvamadu Kulam | | 3,630 | 326.99 | 12.80 | 33.15 |
| 20 | Maruthamadu Tank | | 890 | 202.35 | 21.50 | 55.69 |
| **Total** | | | **152,729** | **10,426.97** | **416.72** | **1,079.30** |

*Source: Department of Irrigation, NP*

**Table 7.4 Major/Medium tanks, Vavuniya District**

| No | Name of the Tank | D.S.Division | Capacity (Ac.Ft) | Irrigable Area | Catchment Araa | |
|---|---|---|---|---|---|---|
| | | | | (Ha) | (Sq.MI) | (Sq.Km) |
| **Vavuniya Division** | | | | | | |
| 1. | Aliyamaruthamadu Tank | Vavuniya | 454 | 92.27 | 3.20 | 8.29 |
| 2. | Chemamadu Tank | | 2,560 | 242.82 | 14.50 | 37.56 |
| 3. | Kalmadu Tank | | 1,037 | 161.88 | 20.20 | 52.32 |
| 4. | Kanagarayan Kulam | Vavuniya North | 1,100 | 127.07 | 3.50 | 9.07 |
| 5. | Kombuvaithakulam | Vavuniya | 658 | 84.99 | 2.40 | 6.22 |
| 6. | Mallikai Kulam | | 815 | 121.41 | 2.45 | 6.35 |
| 7. | Maharambai Kulam | | 650 | 87.01 | 6.10 | 15.80 |
| 8. | Moonayamadu Kulam | | 324 | 87.01 | 21.70 | 56.20 |
| 9. | Nampan Kulam | | 1037 | 103.60 | 2.35 | 6.09 |
| 10. | Pampaimadu | | 875 | 105.22 | 7.00 | 18.13 |
| 11. | Vavuniya Tank | | 1,970 | 172.81 | 10.50 | 27.20 |
| 12. | Velan Kulam | Vavuniya | 735 | 90.65 | 1.90 | 4.92 |
| **Cheddikulam Division** | | | | | | |
| 13 | Eropothana Tank | Vavuniya South | 650 | 96.32 | 9.75 | 25.25 |
| 14 | Madukanda Tank | | 1,400 | 161.88 | 4.30 | 11.14 |
| 15 | Mahakachchikodiya | | 970 | 104.01 | 7.20 | 18.65 |
| 16 | Mamaduwa | | 3,030 | 266.69 | 26.00 | 67.34 |
| 17 | Periyathampanai | Vengala Cheddikulam | 1,095 | 138.41 | 9.12 | 23.62 |
| **Total** | | | **19,360** | **2,244.05** | **152.17** | **394.12** |

*Source: Department of Irrigation, NP*

## Table 7.5 Major/Medium tanks under the National Programme, NP

| District | Name of Major Tanks | D.S Division | Irrigable Area (Acs) |
|---|---|---|---|
| Jaffna | | - | - |
| Kilinochchi | - | - | - |
| Mannar | Giants tank | Manthai West, Nanaddan, Mannar Town | 24,438 |
| | Akkathymurippu kulam | Musali | 6,231 |
| | Viyadi kulam | Musali | 1,253 |
| Mullaitivu | - | - | - |
| Vavuniya | Pavat kulam | Vavuniya South, Vengalacheddikulam | 4,134 |
| | Muhattan kulam | Vengalacheddikulam | 774 |
| | Iratperiya kulam | Vavuniya South | 542 |
| | Rajendran Kulam | Vavuniya | 295 |
| | Maruthamadu Kulam | Vavuniya South | 438 |
| | Kallaru Anicut | Vengalacheddikulam | 600 |
| **Grant Total** | | | **38,705** |

*Source: Department of Irrigation, NP*

## Table 7.6 Minor tanks by District, NP

| District | No of Minor Tanks | Irrigable Area (Ha) | No of Farm Families Benefited |
|---|---|---|---|
| Mullaitivu | 212 | 3,909 | 4,106 |
| Vavuniya (with 32 Anicuts) | 870 | 27,877 | 18,216 |
| Mannar | 465 | 16,954 | 5,022 |
| Kilinochchi | 532 | 4,028 | 11,213 |
| **District** | **No of Minor Tanks** | **Paddy Land & Heigh land Area (in Ha)** | **No of Farm Families Benefited** |
| Jaffna | 1,033 | 19,602 | 54,417 |
| **Total** | 3,112 | **72,369** | **92,974** |

*Source: Department of Irrigation, NP*

## Table 7.7 Salt Water Exclusion Scheme, Jaffna District

| No | Salt Water Exclusion Schemes | District | D.S Division | Acre (Ha) |
|---|---|---|---|---|
| 1 | Sambalodai Bund | Jaffna | Karainagar | 132 |
| 2 | Kurukkukadal Bund | | Kayts | 121 |
| 3 | Saravanai Bund | | Velanai | 162 |
| 4 | Melinchimunai Bund | | Kayts | 51 |
| 5 | Irrupiddy Bund | | Velanai | 121 |
| 6 | Miniyanvaikal Bund | | Velanai | 101 |
| 7 | Mankumban Bund | | Velanai | 83 |
| 8 | Vernon Bund | | Karainagar | 49 |
| 9 | Panamkani | | Delft | 20 |
| 10 | Mandaithivu Bund | | Velanai | 162 |
| 11 | Kallundai Bund | | Sandilipay | 182 |
| 12 | Thevanikulam Bund | | Velanai | 121 |
| 13 | Kiluvanai vaikal flodd outlet | | Karainagar | 20 |
| 14 | Athankaraiodai | | Delft | 40 |
| 15 | Solanodai Bund | | Velanai | 91 |
| 16 | Uppukali Bund | | Velanai | 91 |
| 17 | Kaliyaru | | Velanai | 121 |
| 18 | Periyamathavady vaikkal | | Karainagar | 81 |
| 19 | Araly Bund | | Chankanai | 405 |
| 20 | Vellaikadal Bund | | Kayts | 121 |
| 21 | Mudhalikuli Bund | | Kayts | 91 |
| 22 | Kalikulam Bund | | Kayts | 121 |
| 23 | Naranthanai Bund | | Kayts | 81 |
| 24 | Madathuveli Bund | | Velanai | 4 |
| 25 | Allaipidy | | Velanai | 10 |
| 26 | Vellai Bund | | Delft | 20 |
| 27 | Chakalavodai vaikal Bund | | Karainagar | 40 |
| 28 | Suruvil vaikkal to kurukkukadal | | Kayts | 50 |
| 29 | Thuvanampiddy Bund | | Kayts | 40 |
| 30 | Thampaddy Bund | | Kayts | 50 |
| 31 | Thillai Bund | | Karainagar | 101 |
| 32 | Paravaikkadal | | Karainagar | 121 |
| 33 | Ponnalai costal area SWE Bund | | Changanai | 55 |
| 34 | Veddukkalai kulam | | Delft | 150 |
| **Grant Total** | | | | **3,209** |

*Source: Department of Irrigation, NP*

## Table 7.8 Salt Water Exclusion Scheme, Kilinochchi District

| No | Salt Water Exclusion Schemes | District | Name of D.S Division | Acre (Ha) |
|---|---|---|---|---|
| 1 | Ramankalappu SWE Bund | Kilinochchi | Poonagary | 78 |
| 2 | Karukaithevu SWE Bund | | Poonagary | 120 |
| 3 | Uppalavankalappu SWE Bund | | Poonagary | 68 |
| 4 | Nallur SWE Bund | | Poonagary | 75 |
| 5 | Kudamuruddi Barrage | | Poonagary | 1,700 |
| 6 | Malapu Kulam | | Poonagary | 184 |
| 7 | Kokkudailjan Kulam | | Poonagary | 52 |
| 8 | Nagamunai SWE | | Poonagary | 750 |
| 9 | Anaikidanku SWE | | Poonagary | |
| 10 | Pallavarayankaddu Manalkadu SWE | | Poonagary | 2,700 |
| 11 | Paramankerai SWE Bund | | Poonagary | 1,400 |
| 12 | Ganimadam-Sithankurichchi SWE Bund | | Poonagary | 1,159 |
| 13 | Vedukadu SWE Bund | | Poonagary | |
| 14 | Pavoodai SWE Bund | | Poonagary | |
| 15 | Venerasodai SWE Bund | | Poonagary | |
| 16 | Gowtharimunai SWE Bund | | Poonagary | |
| **Grant Total** | | | | **8,286** |

*Source: Department of Irrigation, NP*

**Table 7.9 Details of damaged tanks, NP - 2019**

| District | Name of D.S Division | Name of the tank | Capacity (Ac.ft) |
|---|---|---|---|
| Mullaitivu | Oddusuddan | Niththakai Kulam | 1,944 |
| | Manthai East | Maruthankulam | |
| **Grand Total** | | | **1,944** |

*Source: Department of Irrigation, NP*

**Table 7.10 Details of Lagoon Schemes, Jaffna District**

| No | Lagoon Schemes | District | D.S Division | Water Spread Area ($km^2$) | Catchment Area ($km^2$) |
|---|---|---|---|---|---|
| 1 | Vadamarachchi Lagoon | Jaffna | Pallai, Maruthankerny, Point Pedro, Chavakachcheri, Karaveddy & Kopay | 78 | 326 |
| 2 | Upparu Lagoon | | Kopay,Karaveddy, Chavakachcheri & Nallur | 25.6 | 217.6 |

**Table 7.11 Details of Drainage Scheme, Jaffna District**

| No | Drainage Schemes | District | D.S Divisions | Area (Acs) |
|---|---|---|---|---|
| 1 | Valukkai Aru | Jaffna | Tellippalai, Uduvil, Chankanai, Sandilipay | 20,000 |

*Source: Department of Irrigation, NP*

## Table 7.12 Details of River Basins, NP

| No | Name of the River | Catchment Area (in Sq.km) | Approx.Length (in km) |
|---|---|---|---|
| 1 | Ma oya | 1024 | 184 |
| 2 | Churiyan Aru | 74 | 12 |
| 3 | Chavar ARU | 31 | 5 |
| 4 | Paladi Aru | 61 | 10 |
| 5 | Munidel Aru | 187 | 20 |
| 6 | Kodalikkallu Aru | 75 | 20.6 |
| 7 | Per Aru | 378 | 39.6 |
| 8 | Pali Arru (Mannar) Mullaitivu | 84 | 11 |
| 9 | Maruthapilly Aru | 41 | 10 |
| 10 | Theravil Aru | 91 | 26.3 |
| 11 | Piramenthal Aru | 83 | 23 |
| 12 | Netheli Aru | 122 | 31 |
| 13 | Kanakarayan Aru | 906 | 86 |
| 14 | Kalavalappu Aru | 57 | 21 |
| 15 | Akkarayan Aru | 194 | 32 |
| 16 | Mandekal Aru | 300 | 43.6 |
| 17 | Pallavarayankaddu Aru | 161 | 31 |
| 18 | Pali Aru | 450 | 63 |
| 19 | Chippi Aru | 66 | 14 |
| 20 | Parangi Aru | 842 | 81 |
| 21 | Nay Aru (Mannar) | 567 | 48 |
| 22 | Aruvi aru | 3246 | 164 |
| 23 | Kal aru | 210 | 34 |
| 24 | Moderagoma aru | 932 | 39 |

*Source: Department of Irrigation, NP*




# Health

## Chapter - 08

## Table 8.1 Provisional Indicators of Health status & Health Services, NP - 2019

| S.No. | Indicators | Jaffna | Mannar | Vavuniya | Mullaitivu | Kilinochchi | Northern Province |
|---|---|---|---|---|---|---|---|
| 1 | **VITAL STATISTICS** | | | | | | |
| | Population ( Mid Year) | **618,234** | **110,790** | **189,928** | **132,260** | **128,252** | **1,179,464** |
| 1.1 | No. of Live Births | 9,132 | 2,018 | 2,344 | 1,897 | 1,910 | 17,301 |
| 1.2 | Crude Birth Rate | **14.8** | **18.2** | **12.3** | **14.3** | **14.9** | **14.7** |
| | (No. of live Births per 1000 Population) | | | | | | |
| 1.3 | No. of Deaths (Hospital Deaths only) | 4,952 | 503 | 967 | 106 | 589 | 7,117 |
| 1.4 | Crude Death Rate | **8.0** | **4.5** | **5.1** | **0.8** | **4.6** | **6.0** |
| | (No. of Deaths per 1000 Population) | | | | | | |
| 1.5 | No. of Infants Deaths | 105 | 19 | 24 | 22 | 24 | 194 |
| 1.6 | Infant Mortality Rate | **0.2** | **0.2** | **0.1** | **0.2** | **0.2** | **0.2** |
| | (No. of Infant Death per 1000 live Births) | | | | | | |
| 1.7 | No. of Deaths of Children(1-5) years | 16 | 8 | 6 | 9 | 6 | 45 |
| 1.8 | No of child between 1 - 5 years | 30,272 | 8,064 | 10,106 | 7,099 | 5,219 | 60,760 |
| 1.9 | Child Mortality Rate<br>(No. of death of children between 1 and 5 | **0.5** | **1.0** | **0.6** | **1.3** | **1.1** | **0.7** |
| 1.10 | No of Maternal Deaths (2019) | 8,797 | 2,018 | 2,344 | 1,683 | 2,176 | 17,018 |
| | No of live Births (2019) | 3 | 1 | - | 1 | 1 | 6 |
| 1.11 | Maternal Mortality Rate<br>(No. of Maternal Death 100,000 live birth) | **34.1** | **49.6** | **-** | **59.4** | **46.0** | **35.3** |
| 1.12 | Still Births | 53 | 11 | 13 | 11 | 13 | 101 |
| | Still Birth Rate<br>(No of Still Births for 1000 Births)<br>(Births = Live Birth+Still Birth) | **5.8** | **5.4** | **5.5** | **5.8** | **6.8** | **5.8** |

*Source : -Department of Health, NP*

## Table 8.2 Key Indicators of Health Sector, NP - 2019

| S.No | KEY INDICATORS | Jaffna | Mannar | Vavuniya | Mullaitivu | Kilinochchi | Northern Province |
|---|---|---|---|---|---|---|---|
| | Total Population (Mid Year Estimated in 2019, Source - FHB) | 618,234 | 110,790 | 189,928 | 132,260 | 128,252 | 1,179,464 |
| 1.00 | **Pregnant Women Registered :** | | | | | | |
| | Number of Pregnant Mothers Registered | 9,553 | 2,536 | 3,063 | 1,966 | 2,379 | 19497 |
| | Estimated Births | 8,835 | 2,297 | 3,380 | 1,103 | 2,795 | 18410 |
| | Estimated Total Pregnancies(Estimated Births*1.1) | 9,719 | 2,328 | 3,719 | 1,213 | 3,075 | 20054 |
| | % Pregnant Mothers Registered | 98.3 | 108.9 | 82.4 | 162.1 | 77.4 | 97.2 |
| | Number of Pregnant women registered before 12 weeks of pregnancy | 9,075 | 2,360 | 2,852 | 1,839 | 2,276 | 18,402 |
| | % Pregnant women registered before 12 weeks of pregnancy | 95.0 | 93.1 | 93.1 | 93.5 | 95.7 | 94.4 |
| | No.of Teenage Pregnant Mothers (<20 years) | 373 | 141 | 163 | 123 | 142 | 942 |
| | % of Teenage Pregnancies | 3.9 | 5.6 | 5.3 | 6.3 | 6.0 | 4.8 |
| 1.01 | **Preg. women protect. with tetanus toxoid** | | | | | | |
| | Number of mothers Protected with TT at the time of delivery | 8,215 | 2,135 | 2,504 | 1,772 | 2,007 | 16,633 |
| | No of Total Deliveries ( Source: H509 MOH Return) | 8,219 | 2,140 | 2,516 | 1,779 | 2,014 | 16,668 |
| | % of mothers Protected with TT at the time of delivery | 100.0 | 99.8 | 99.5 | 99.6 | 99.7 | 99.8 |
| 1.03 | **Ante Natal Care** | | | | | | |
| | Number of mothers screened for BMI | 8,383 | 2,137 | 2,526 | 1666 | 2,065 | 16,777 |
| | Number of Pregnant mothers with **BMI**<18.5 at first visit | 1,226 | 315 | 430 | 322 | 409 | 2,702 |
| | % of Pregnant mothers with **BMI**<18.5 at first visit | 14.6 | 14.7 | 17.0 | 19.3 | 19.8 | 16.1 |
| | No of mothers tested for haemoglobin | 8,179 | 2,095 | 2,468 | 1,776 | 2,026 | 16,544 |
| | **% of mothers tested for haemoglobin** | 99.5 | 97.9 | 98.1 | 99.8 | 100.6 | 99.3 |
| | No of pregnant mothers with moderate anaemia (Hb<11g/dl) | 3,537 | 322 | 720 | 668 | 503 | 5,750 |

## Table 8.2 Key Indicators of Health Sector, NP - 2019

| S.No | KEY INDICATORS | Jaffna | Mannar | Vavuniya | Mullaitivu | Kilinochchi | Northern Province |
|---|---|---|---|---|---|---|---|
| | % of pregnant mothers with moderate anaemia (Hb<11g/dl) | 43.0 | 15.0 | 28.6 | 37.5 | 25.0 | 34.5 |
| | No. of pregnant mothers with severe anaemia (Hb<8g/dl) | 20 | 4 | 3 | 4 | 5 | 36 |
| | % of pregnant mothers with severe anaemia (Hb<8g/dl) | 0.2 | 0.2 | 0.1 | 0.2 | 0.2 | 0.2 |
| 1.04 | **Deliveries:** | | | | | | |
| | Total No.of deliveries | 9,185 | 2,137 | 2,516 | 1,793 | 2014 | 17,645 |
| | Estimated Births | 8,835 | 2,297 | 3,380 | 1,683 | 2795 | 18,990 |
| | No of Hospital Deliveries (Source:IMMR Hospital Return) | 8,380 | 1,785 | 3,799 | 1,778 | 3,018 | 18,760 |
| | No of Private Hospital Deliveries | 673 | - | 19 | | - | 692 |
| | No of Home Deliveries reported | 6 | 5 | 10 | 1 | 1 | 23 |
| | % of Home Deliveries | 0.1 | 0.2 | 0.4 | 0.1 | 0.0 | 0.1 |
| | Total number of Live Births reported | 9,132 | 2,018 | 2,344 | 1,897 | 1,910 | 17,301 |
| | **% of Live Births reported** | 103.4 | 87.9 | 69.3 | 112.7 | 68.3 | 91.1 |
| **1.05** | **Crude Birth Rate (No. of live Births per 1000 Population)** | 14.8 | 18.2 | 12.3 | 14.3 | 14.9 | 14.7 |
| | Total number Deaths | 4,952 | 503 | 967 | 106 | 589 | 7,117 |
| | **Crude Death Rate- (No of death per 1000 population)** | 8.0 | 4.5 | 5.1 | 0.8 | 4.6 | 6.0 |
| | No of deliveries conducted by trained personnel | 852 | 219 | 289 | 220 | 170 | 1,750 |
| | No.of Low birth weight babies (<2500g)among Single birth | 7,778 | 2,302 | 2,312 | 1,849 | 1,875 | 16,116 |
| | Total Single Live Birth babies reported | 11.0 | 9.5 | 12.5 | 11.9 | 9.1 | 10.9 |
| 1.06 | **% of low birth weight babies** | | | | | | |

## Table 8.2 Key Indicators of Health Sector, NP - 2019

| S.No | KEY INDICATORS | Jaffna | Mannar | Vavuniya | Mullaitivu | Kilinochchi | Northern Province |
|---|---|---|---|---|---|---|---|
| 1.07 | **Post Natal Care** | | | | | | |
| | Number of delivered women received PP visit at home within 10 days by PHM | 7,891 | 1,962 | 2,376 | 1,598 | 1,957 | 15,784 |
| | **% delivered women received PP visit at home within 10 days by PHM( for Estimated Births)** | 89.3 | 85.4 | 70.3 | 94.9 | 70.0 | 83.1 |
| | **% delivered women received PP visit at home within 10 days by PHM( for Total Deliveries)** | 96.0 | 91.7 | 94.4 | 89.8 | 97.2 | 94.7 |
| | No. of Live Births(2018) | 8,797 | 2,018 | 2,344 | 1,683 | 2,176 | 17,018 |
| | No of Maternal Deaths(2018 Data) | 3 | 1 | 0 | 1 | 1 | 6 |
| 1.08 | **Maternal Mortality Rate( 2018 ) (No. of Maternal Deaths /100,000 live births)** | 34.1 | 49.6 | - | 59.4 | 46.0 | 35.3 |
| 1.09 | **Perinatal Mortality** | | | | | | |
| | No.of Still Births repored | 53 | 11 | 13 | 11 | 13 | 101 |
| 1.10 | **Still Birth Rate (No of Still Births for 1000 Births) (Births = Live Births+Still Births)** | 5.8 | 5.4 | 5.5 | 5.8 | 6.8 | 5.8 |
| | No of early neonatal Deaths ( 1-7 days) | 49 | 7 | 12 | 14 | 17 | 99 |
| | **Perinatal Mortality Rate ( Still birth+Early neonatal Deaths( 1-7 days)*1000 /(Total Live Births reported +Still Birth)** | 11.1 | 8.9 | 10.6 | 13.1 | 15.6 | 11.5 |
| | **No of neonatal Deaths ( 1-28 Days)** | 64 | 9 | 22 | 17 | 18 | 130 |
| | **Neonatal Mortality Rate ( No of Neonatal deaths / Total Live Birth *1000** | 7.0 | 4.5 | 9.4 | 9.0 | 9.4 | 7.5 |
| 2.00 | **Infant Care:** | | | | | | |
| | Number of infants registered | 8,603 | 2,470 | 2,992 | 1,820 | 2,364 | 18,249 |
| | Estimated Births | 8,835 | 2,297 | 3,380 | 1,683 | 2,795 | 18,990 |
| | % of Infant registered | 97.4 | 107.5 | 88.5 | 108.1 | 84.6 | 96.1 |

## Table 8.2 Key Indicators of Health Sector, NP - 2019

| S.No | KEY INDICATORS | Jaffna | Mannar | Vavuniya | Mullaitivu | Kilinochchi | Northern Province |
|---|---|---|---|---|---|---|---|
| | No. of Infants Deaths | 105 | 19 | 24 | 22 | 24 | 29 |
| 2.01 | **Infant Mortality Rate (No. of Infant Deaths per 1000 live Births)** | 11.5 | 9.4 | 10.2 | 11.6 | 12.6 | 1.7 |
| | Total no of infants weighed | 7,991 | 1,999 | 2,723 | 1842 | 2,079 | 2,079 |
| | No of infants with moderate under weight (<-2SD--3SD) | 467 | 68 | 179 | 65 | 69 | 848 |
| | % of infants with moderate under weight (<-2SD--3SD) | 5.8 | 3.4 | 6.6 | 3.5 | 3.3 | 40.8 |
| | No of infants with severe under weight<-3SD) | 84 | 16 | 44 | 15 | 16 | 175 |
| | % of infants with severe under weight(<-3SD) | 1.1 | 0.8 | 1.6 | 68.2 | 0.8 | 8.4 |
| | No of Overweight &obese | 12 | 6 | 12 | 6 | 4 | 40 |
| | % of Overweight &obese | 0.2 | 0.3 | 0.4 | 27.3 | 0.2 | 1.9 |
| 2.02 | **Young Children (1-2 years) weighed** | | | | | | |
| | No of young Children 1-2 years weighed | 7,599 | 1,872 | 2,529 | 1,354 | 1,884 | 15,238 |
| | No of young Childern 1-2 years with moderate under weight (<-2SD--3SD) | 789 | 166 | 358 | 161 | 164 | 1,638 |
| | % of young children with moderate under weight (below 2nd percentile) | 10.4 | 8.9 | 14.2 | 11.9 | 8.7 | 10.7 |
| | No of Childern 1-2 years with severe under weight(<-3SD) (below 3rd percentile) | 102 | 24 | 61 | 32 | 20 | 239 |
| | % of young children with severe under weight(below 3rd percentile) | 1.3 | 1.3 | 2.4 | 2.4 | 1.1 | 1.6 |
| 2.03 | **Pre-school Children** | | | | | | |
| | Number of Pre school Childeren 2-5 years weighed | 21,402 | 55,055 | 7,046 | 12,846 | 34,113 | 130,462 |
| | No of Children 2-5 years with moderate under weight (<-2SD--3SD) | 2,180 | 7,186 | 1,221 | 2,607 | 8929 | 22,123 |

## Table 8.2 Key Indicators of Health Sector, NP - 2019

| S.No | KEY INDICATORS | Jaffna | Mannar | Vavuniya | Mullaitivu | Kilinochchi | Northern Province |
|---|---|---|---|---|---|---|---|
| | % of 2-5 years children with moderate under weight(below 2nd percentile) | 10.2 | 13.1 | 17.3 | 20.3 | 26.2 | 17.0 |
| | No of Children 2-5 years with severe under weight(<-3SD) (3rd percentile) | 295 | 1,199 | 169 | 421 | 1069 | 3,153 |
| | % of 2-5 years children with severe under weight(below 3rd percentile) | 1.4 | 2.2 | 2.4 | 3.3 | 3.1 | 2.4 |
| | No of Stunting Children 2-5 years | 1,765 | 116 | 751 | 3 | 40 | 2,675 |
| | % of Stunting Children 2-5 years | 8.2 | 0.2 | 10.7 | 0.0 | 0.1 | 2.1 |
| | No. of Deaths of Children(1-5) years | 16 | 8 | 6 | 9 | 6 | 45 |
| | No of children between 1 - 5 years | 30,272 | 8,064 | 10,106 | 7,099 | 5,219 | 60,760 |
| 2.04 | **Child Mortality Rate (No. of death of children between 1 and 5 year per 1000 children of same age)** | 0.5 | 1.0 | 0.6 | 1.3 | 1.1 | 0.7 |
| 2.05 | **School Health** | | | | | | |
| | Total no.of school children | 114,679 | 26,069 | 36,443 | 27,111 | 30,316 | 234,618 |
| | Total Number of Schools | 456 | 137 | 176 | 125 | 105 | 999 |
| | No. of Schools taken up for SMI | 456 | 137 | 164 | 125 | 105 | 987 |
| | % of School taken up for SMI | 100.0 | 100.0 | 93.2 | 100.0 | 100.0 | 98.8 |
| | Total No of School children in grade 1 ,4, 7 ,& 10 | 34,988 | 8,576 | 11,973 | 9,256 | 13,231 | 42,365 |
| | Total No of School children in grade 1 ,4, 7 ,& 10 screened | 47,314 | 11,222 | 9,586 | 8,585 | 11,711 | 88,418 |
| | Number of school children identified for visual & hearing defects | 2,431 | 285 | 347 | 251 | 164 | 3,478 |
| | % of school children identified for visual & hearing defects | 5.1 | 2.5 | 3.6 | 2.9 | 1.4 | 3.9 |
| | Number of school children with visual & hearing defects, corrected | 1,557 | 124 | 106 | 169 | 57 | 2,013 |
| | **% of school children screened for visual & hearing Corrected** | 3.3 | 1.1 | 1.1 | 2.0 | 0.5 | 2.3 |
| ` | **School Dental Health:** | | | | | | |
| | Number of School Children Screened by School Dental Therapist | 4,367 | 4,255 | 3,235 | 42,827 | 3,235 | 57,919 |
| | % of children screened by School Dental Therapist | 36.5 | 46.0 | 24.5 | 99.5 | 24.5 | |

## Table 8.2 Key Indicators of Health Sector, NP - 2019

| S.No | KEY INDICATORS | Jaffna | Mannar | Vavuniya | Mullaitivu | Kilinochchi | Northern Province |
|---|---|---|---|---|---|---|---|
| | Number of schools children detected with dental caries | 1,550 | 2,363 | 1,017 | 19,398 | 1,017 | 25,345 |
| | % of schools children detected with dental caries | 35.5 | 55.5 | 31.4 | 45.3 | 31.4 | |
| | Number of schools children identified with dental caries corrected | 983 | 1,348 | 561 | 15,131 | 561 | 18,584 |
| | % of schools children identified with dental caries corrected | 63.4 | 57.0 | 55.2 | 78.0 | 55.2 | |
| 3.00 | **Family Planning** | | | | | | |
| | No. of eligible couples | 98,504 | 9,101 | 32,125 | 21,834 | 23,234 | 152,673 |
| | No.of current users of modern methods of **FP.** | 51,591 | - | 16,946 | 14,691 | 14,864 | 98,092 |
| | % of eligible couples using Modern family planning | 52.4 | - | 52.8 | 67.3 | 64.0 | 64.2 |
| | **Family Planning- New acceptors by modern method in 2019** | | | | | | |
| | **Permanent methods** | | | | | | |
| | Vasectomy | 948 | 2 | - | - | 1 | 951 |
| | Tubectomy | 2 | 3,711 | 369 | 227 | 222 | 4,531 |
| | **Total no of New acceptors of Permanent methods (2019)** | 950 | 11,674 | 369 | 227 | 223 | 13,443 |
| | **% of New acceptors of Permanent methods** | 1.0 | 128.3 | 1.1 | 1.0 | 1.0 | 8.8 |
| | **Temporary methods** | | | | | | |
| | Oral pills | 783 | 1,433 | 160 | 287 | 285 | 2,948 |
| | %of Oral pills | 0.8 | 15.7 | 0.5 | 1.3 | 1.2 | 1.9 |
| | Injectable | 2,288 | 2,800 | 861 | 827 | 940 | 7,716 |
| | % of Injectable | 2.3 | 30.8 | 2.7 | 3.8 | 4.0 | 5.1 |
| | IUD | 569 | 688 | 42 | 86 | 414 | 1,799 |
| | % of IUD | 0.6 | 7.6 | 0.1 | 0.4 | 1.8 | 1.2 |
| | Implants | 680 | 909 | 601 | 615 | 214 | 3,019 |
| | % of Implants | 0.7 | 10.0 | 1.9 | 2.8 | 0.9 | 2.0 |
| | **Total no New acceptors of using Temporary methods (2019)** | 4,320 | 5,830 | 1,664 | 1,815 | 1,850 | 15,479 |
| | **% of New acceptors Temporary methods (2019)** | 4.4 | 64.1 | 5.2 | 8.3 | 8.0 | 10.1 |

## Table 8.2 Key Indicators of Health Sector, NP - 2019

| S.No | KEY INDICATORS | Jaffna | Mannar | Vavuniya | Mullaitivu | Kilinochchi | Northern Province |
|---|---|---|---|---|---|---|---|
| | **Community Health** | | | | | | |
| 4.01 | **Percentage of Notified Cases Investigated** | | | | | | |
| | Number of notifiable cases reported | 9,224 | 343 | 984 | 370 | 703 | 11,624 |
| | Number of notifiable cases investigated | 9,092 | 343 | 984 | 370 | 700 | 11,489 |
| | % Investigated | 98.6 | 100.0 | 100.0 | 100.0 | 99.6 | 98.8 |
| | Number of notified cases investigated within 7 Days | 8940 | 320 | 984 | 100 | 687 | 11,031 |
| | % of notified cases investigated within 7 Days | 96.9 | 93.3 | 100.0 | 27.0 | 97.7 | 94.9 |
| 4.02 | **Percentage of Household with adequate latrine facilities:** | | | | | | |
| | Total no of houses | 139,862 | 30,741 | 36,703 | 35,623 | 38,467 | 281,396 |
| | Total No.of household with adequate latrine facilities: | 127,656 | 27,584 | 35634 | 32,033 | 32,669 | 255,576 |
| | % of household with adequate latrine facilities: | 91.3 | 89.7 | 97.1 | 89.9 | 84.9 | 90.8 |
| | **Percentage of Household with availability of safe drinking water :** | | | | | | |
| | Total no of household with availability of safe drinking water | 63,366 | 24,482 | 17,948 | 17,253 | 14,388 | 137,437 |
| | % of household with availability of safe drinking water | 45.3 | 79.6 | 48.9 | 48.4 | 37.4 | 48.8 |
| 5.00 | **Food Establishments:** | | | | | | |
| | Total Number Food Handing Insitutions | 1173 | 753 | 581 | 581 | 784 | 3,872 |
| | Number Food Handing Insitution Examined | 1173 | 753 | 581 | 581 | 784 | 3,872 |
| | % Food Handing Insitution Examined | 100.0 | 100.0 | 100.0 | 100.0 | 100.0 | 100.0 |
| **6.00** | **Specialised Campaign** | | | | | | |
| 6.01 | **Malaria** | | | | | | |
| | No. of slides examined | 72,441 | 33,617 | 26,122 | 27,949 | 26,162 | 186,291 |
| | No. of slide positive for malaria (Pf) | - | | - | - | - | - |
| | No. of slide positive for malaria (Pv) | - | 2,500 | - | 1 | - | 2,501 |
| | Number of houses sprayed | - | | - | - | - | - |

## Table 8.2 Key Indicators of Health Sector, NP - 2019

| S.No | KEY INDICATORS | Jaffna | Mannar | Vavuniya | Mullaitivu | Kilinochchi | Northern Province |
|---|---|---|---|---|---|---|---|
| | Microscopically Confirmed Malaria Cases Detected | - | | - | - | - | - |
| | No of deaths due to malaria | - | | - | - | - | - |
| 6.02 | **Dengue** | | | | | | |
| | Confirmed Cases | 7,050 | 180 | 256 | 192 | 265 | 7,943 |
| | Deaths | 3 | | 1 | - | 1 | 5 |
| 6.03 | **Tuberculosis** | | | | | | |
| | Total No. of TB Cases | 272 | 21 | 52 | 23 | 61 | 429 |
| | Pulmonary Sputum Positive Cases | 132 | 12 | 27 | 15 | 32 | 218 |
| | Pulmonary Sputum Negative Cases | 65 | 5 | 5 | 6 | 19 | 100 |
| | Extra Pulmonary TB Cases | 75 | 4 | 20 | 2 | 7 | 108 |
| | No. of TB Deaths | 4 | 3 | 8 | - | 3 | 18 |
| 6.04 | **Filariasis** | | | | | | |
| | Number of persons examined | - | | - | - | - | - |
| | Total cases under treatment | - | | - | - | - | - |
| 6.05 | **Leprosy** | | | | | | |
| | Number of new cases registered : | 29 | 6 | 18 | 4 | 2 | 24 |
| | Total cases under treatment: | 30 | 10 | 18 | 4 | 5 | 27 |
| | No.of Deaths | - | - | - | - | - | - |
| | No of children with leprosy | 3 | 2 | - | - | - | 5 |
| | % of child leprosy cases | 10.3 | 33.3 | - | - | - | 20.8 |
| 6.06 | **S.T.D.** | | | | | | |
| | Number of new patients registered at the STD Clinic | 305 | 20 | 240 | 57 | 122 | 419 |
| | Number of new patients with STIs registered at the STD Clinic | 156 | 6 | 114 | 26 | 62 | 202 |
| | Total number of Clinic Visits by STD patients & others | 14,222 | 3,450 | 6,883 | 1,980 | 2,935 | 11,798 |
| | Number of HIV cases reported for the year | 10 | - | 3 | - | 1 | 4 |

## Table 8.2 Key Indicators of Health Sector, NP - 2019

| S.No | KEY INDICATORS | Jaffna | Mannar | Vavuniya | Mullaitivu | Kilinochchi | Northern Province |
|---|---|---|---|---|---|---|---|
| | Cumulative Number of HIV cases reported from the district | 98 | 1 | 25 | 9 | 1 | 35 |
| | Deaths due to AIDS | 2 | - | 1 | - | - | 1 |
| 6.07 | **Rabies** | | | | | | |
| | No of estimated dogs | 74,398 | 12,700 | 23,741 | 17,091 | 16,033 | 56,865 |
| | Total No. of dogs Sterilized | 1,450 | 569 | 400 | 601 | 404 | 1,405 |
| | No of female dogs Steriliztd | 1,450 | 569 | 400 | 601 | 404 | 1,405 |

*Source : -Department of Health, NP*

## Table 8.3 No. of Out Patients treated by Health Services, NP - 2019

| Institutions | Jaffna | Mannar | Vavuniya | Mullaitivu | Kilinochchi | Northern Province |
|---|---|---|---|---|---|---|
| Teaching Hospital | 333,612 | | | | | 333,612 |
| General Hospital | | 124,491 | 260,669 | 79,286 | 165,952 | 630,398 |
| Base Hospital (Type A) | 281,239 | | | 28,545 | | 309,784 |
| Base Hospital (Type B) | 177,848 | 47,634 | 75,554 | 129,252 | 54,598 | 484,886 |
| Divisional Hospital | 896,053 | 218,023 | 185,269 | 166,112 | 215,208 | 1,680,665 |
| Primary Medical Care Unit | 262,368 | 60,198 | 63,875 | 28,596 | 19,769 | 434,806 |
| **Total** | **1,951,120** | **450,346** | **585,367** | **431,791** | **455,527** | **3,874,151** |

*Source : -Department of Health, NP*

## Table 8.4 No. of Inpatient treated by Health Services NP - 2019

| Institutions | Jaffna | Kilinochchi | Mannar | Mullaitivu | Vavuniya | Northern Province |
|---|---|---|---|---|---|---|
| Teaching Hospital | 134,258 | | | | | 134,258 |
| General Hospital | | 124,491 | 65,036 | 20,684 | 44,940 | 255,151 |
| Base Hospital (Type A) | 72,548 | | | 2,405 | 4,491 | 79,444 |
| Base Hospital (Type B) | 21,951 | 47,634 | 6,996 | 12,574 | | 89,155 |
| Divisional Hospital | 38,076 | 218,023 | 7,996 | 5,860 | 15,447 | 285,402 |
| **Total** | **266,833** | **390,148** | **80,028** | **41,523** | **64,878** | **843,410** |

*Source : -Department of Health, NP*

## Table 8.5 Preventive Care Institutions, NP - 2019

| Institution | Jaffna | Mannar | Vavuniya | Mullaitivu | Kilinochchi | Northern Province |
|---|---|---|---|---|---|---|
| GHC | 55 | 40 | 31 | 42 | 48 | **216** |
| School Dental Clinic | 14 | 4 | 6 | 3 | 2 | **29** |
| MOH | 14 | 5 | 4 | 6 | 4 | **33** |
| AMC | 1 | 1 | 1 | 1 | 1 | **5** |
| District Respiratory Diseases Control Unit | 1 | 1 | 1 | 1 | 1 | **5** |

*Source : -Department of Health, NP*

## Table 8.6 Detail of Malaria Control, NP - 2019

| DPDHS Region/ District | No of Blood Films Taken | No of Positive cases | |
|---|---|---|---|
| | | No of slide positive for Malaria ( Pf) | No of slide positive for Malaria ( Pv) |
| Jaffna | 72,441 | 0 | 0 |
| Mannar | 33,617 | 0 | 2500 |
| Vavuniya | 26,122 | 0 | 0 |
| Mullaithivu | 27,949 | 0 | 1 |
| Kilinochchi | 26,162 | 0 | 1 |
| **Total** | **186,291** | **-** | **2,502** |

*Source :- Department of Health, NP*

## Table 8.7 Birth, Death & Mortality Rates, NP - 2019

| DPDHS Region/ District | Crude Birth Rate | Crude Death Rate | Infant Mortality Rate | Maternal Mortality Rate |
|---|---|---|---|---|
| Jaffna | 14.8 | 8.0 | 0.2 | 0.3 |
| Mannar | 18.2 | 4.5 | 0.2 | 0.0 |
| Vavuniya | 12.3 | 5.1 | 0.1 | 0.0 |
| Mullaithivu | 14.3 | 0.8 | 0.2 | 0.0 |
| Kilinochchi | 14.9 | 4.6 | 0.2 | 0.0 |
| **Total** | **14.7** | **6.0** | **0.2** | **1.0** |

*Source : - Department of Health, NP*

## Table 8.8 New Acceptance of Family Planning, NP - 2019

| DPDHS Region /District | Permanent Methods | | Temporary Methods | | | |
|---|---|---|---|---|---|---|
| | Tubectomy | Vasectomy | Injection | Oral | IUD | Implant |
| Jaffna | 2 | 948 | 2,288 | 783 | 569 | 680 |
| Mannar | 3711 | 2 | 2,800 | 1,433 | 688 | 909 |
| Vavuniya | 369 | | 861 | 160 | 42 | 601 |
| Mullaithivu | 227 | | 827 | 287 | 86 | 615 |
| Kilinochchi | 222 | 1 | 940 | 285 | 414 | 214 |
| **Total** | **4,531** | **951** | **7,716** | **2,948** | **1,799** | **3,019** |

*Source :- Department of Health, NP*

## Table 8.9 Incidence of Selected Notifiable Diseases & Deaths, NP - 2019

| DISEASES | Jaffna | | Mannar | | Vavuniya | | Mullaitivu | | Mullaitivu | | Northern Province | |
|---|---|---|---|---|---|---|---|---|---|---|---|---|
| | Cases | Deaths | Cases | Deaths | Cases | Deaths | Cases | Deaths | Cases | Deaths | Cases | Deaths |
| **Intestinal infectious disease** | | | | | | | | | | | | |
| Tuberculosis | 317 | 2 | 21 | 0 | 52 | 8 | 16 | 0 | 406 | 10 | 812 | 20 |
| Diptheria | 11 | 0 | 0 | 0 | 0 | 0 | 0 | 0 | 11 | 0 | 22 | 0 |
| Whooping cough | 1 | 0 | 1 | 0 | 0 | 0 | 0 | 0 | 2 | 0 | 4 | 0 |
| Rabies | 2 | 1 | 0 | 0 | 0 | 0 | 0 | 0 | 2 | 1 | 4 | 2 |
| Measles | 14 | 0 | 6 | 0 | 0 | 0 | 0 | 0 | 20 | 0 | 40 | 0 |
| Mumps | 18 | 0 | 2 | 0 | 0 | 0 | 1 | 0 | 21 | 0 | 42 | 0 |
| Viral hepatitis | 6 | 0 | 0 | 0 | 0 | 0 | 0 | 0 | 6 | 0 | 12 | 0 |
| Malaria | 1 | 0 | 0 | 0 | 0 | 0 | 1 | 0 | 2 | 0 | 4 | 0 |
| Chicken pox | 273 | 0 | 1 | 0 | 60 | 0 | 15 | 0 | 349 | 0 | 698 | 0 |
| Dengue Haemoragic fever | 7857 | 3 | 271 | - | 256 | 1 | 192 | 0 | 8576 | 4 | 17,152 | 8 |
| Encephalities | 12 | 0 | 3 | 0 | 5 | 0 | 0 | 0 | 20 | 0 | 40 | 0 |
| Typhoid | 41 | 0 | 15 | 0 | 12 | 0 | 7 | 0 | 75 | 0 | 150 | 0 |
| Food Poisoning | 112 | 0 | 1 | 0 | 7 | 0 | 4 | 0 | 124 | 0 | 248 | 0 |
| Meningitis | 22 | 0 | 10 | 0 | 5 | 0 | 5 | 0 | 42 | 0 | 84 | 0 |
| Diarrhoes and Dysentery | 390 | 0 | 4 | 0 | 12 | 0 | 21 | 0 | 427 | 0 | 854 | 0 |
| Leprospirosis | 33 | 1 | 1 | 0 | 36 | 0 | 27 | 0 | 97 | 1 | 194 | 2 |
| **Total** | **9,110** | **7** | **336** | **-** | **445** | **9** | **289** | **-** | **10,180** | **16** | **20,360** | **32** |

*Source :- Department of Health, NP*

## Table 8.10 Health Institutions by District, NP - 2019

| RDHS REGION | Jaffna | Mannar | Vavuniya | Mullaitivu | Kilinochchi | Northern Province |
|---|---|---|---|---|---|---|
| **Curative Care Instituitons** | | | | | | |
| Teaching Hospital (Under Line Ministry) | 1 | | | | | **1** |
| District General Hospital | | 1 | 1 | 1 | 1 | **4** |
| Base Hospital Type A | 2 | | | 1 | 0 | **3** |
| Base Hospital Type B | 2 | 1 | 1 | 2 | 1 | **7** |
| Divisional Hospital | 23 | 9 | 8 | 7 | 7 | **54** |
| Primary Medical Care unit | 17 | 11 | 5 | 8 | 4 | **45** |
| **Sub Total** | **45** | **22** | **15** | **19** | **13** | **114** |
| **Preventive Care Institutions** | | | | | | |
| GHC | 55 | 40 | 31 | 42 | 48 | 216 |
| School Dental Clinic | 14 | 4 | 6 | 3 | 2 | 29 |
| MOH | 14 | 5 | 4 | 6 | 4 | 33 |
| Chest Clinic | 1 | 1 | 1 | 1 | 1 | 5 |
| STD Clinic | 1 | 1 | 1 | 1 | 1 | 5 |
| AMC | 1 | 1 | 1 | 1 | 1 | 5 |
| **Sub Total** | **86** | **52** | **44** | **54** | **57** | **293** |
| **Grant Total** | **131** | **74** | **59** | **73** | **70** | **407** |

*Source :- Department of Health, NP*

## Table 8.11 Laboratories, Blood Banks & Bio Medical Engineering Units, NP - 2019

| Districts | No.of Laboratories | No.of Blood Banks | No.of Bio-Medical Engineering Units |
|---|---|---|---|
| Jaffna | 4 | 2 | 1 |
| Kilinochchi | 2 | 1 | 1 |
| Mannar | 1 | 1 | 1 |
| Mullaitivu | 3 | 1 | 1 |
| Vavuniya | 1 | 1 | 1 |

*Source :- Department of Health, NP*

## Table: 8.12 Distribution of Medical Equipment & Beds Strength, NP - 2019

| Type of Institutions | Jaffna District | Bed Strength | Kilinochchi District | Bed Strength | Mannar District | Bed Strength | Mullaithivu District | Bed Strength | Vavuniya District | Bed Strength |
|---|---|---|---|---|---|---|---|---|---|---|
| **Teaching Hospital** | 1 | 1,314 | 0 | 0 | 0 | 0 | 0 | 0 | 0 | 0 |
| ***SUB TOTAL*** | **1** | **1314** | **0** | **0** | **0** | **0** | **0** | **0** | **0** | **0** |
| **District General Hospital** | 0 | 0 | 1. Kilinochchi | 292 | 1. Mannar | 331 | 1. Mullaithivu | 256 | 1. Vavuniya | |
| ***SUB TOTAL*** | | | | | | | | | | |
| **Base Hospital (Type A)** | 1. Point Pedro | 292 | 0 | 0 | 0 | 0 | | 0 | 0 | 0 |
| | 2. Tellipalai | 434 | 0 | 0 | 0 | 0 | 1. Mankulam | 30 | 0 | 0 |
| ***SUB TOTAL*** | | **726** | **0** | **0** | **0** | **0** | **0** | **30** | **0** | **0** |
| **Base Hospital (Type B)** | 1. Kayts | 197 | 1.Mulankavil | 39 | 1.Murunkan | 105 | 1. Mallavi | 135 | 1.Cheddikulam | 90 |
| | 2. Chavakachcheri | 44 | | 0 | | 0 | 2. Puthukudiyiruppu | 90 | | 0 |
| ***SUB TOTAL*** | | **241** | **0** | **39** | **0** | **105** | **0** | **225** | **0** | **90** |
| **Divisional Hospital** | 1. Delft | 23 | 1. Akkarayankulam | 87 | 1. Adampan | 72 | 1 Nattankandal | 37 | 1. Nedunkerny | |
| | 2. Punguduthivu | 25 | 2. Poonakary | 28 | 2. Talaimannar | 60 | 2 Unapulavu | 48 | 2. Ulukulam | |
| | 3. Valvettithurai | 82 | 3. Palai | 25 | 3. Pesalai | 49 | 3.. Oddusuddan | 31 | 3. Pavatkulam | |
| | 4. Analaitivu | 24 | 4. Tharmapuram | 28 | 4. Chilawathurai | 38 | 4. Sampathnuwara | 116 | 4.Poovarasankulam | |
| | 5. Atchuveli | 77 | 5. Uruthirapuram | 6 | 5. Vidathaltivu | 72 | 5. Alampil | 10 | 5. Neriyakulam | |
| | 6. Chankanai | 84 | 6. Veravil | 17 | 6. Erukkalampitti | 19 | 6. Kokulai | 8 | 6. Sithamparapuram | |
| | 7. Karainagar | 30 | 7. Vaddakachchi | 0 | 7. Vankalai | 14 | 7.Moonkilaru | 7 | 7. Puliyankulam | |
| | 8. Kopay | 54 | | | 8. Nanattan | 19 | | | 8. Mamaduwa | |
| | 9. Nainathivu | 34 | | | 9..Periyapandivirichchan | 17 | | | | |
| | 10. Maruthankerny | 31 | | | | | | | | |
| | 11. Vaddukoddai | 21 | | | | | | | | |
| | 12. Velanai | 23 | | | | | | | | |
| | 13. Pandatharippu | 43 | | | | | | | | |
| | 14. Alaveddy | 8 | | | | | | | | |
| | 15. Ampan | 10 | | | | | | | | |

| | | | | | | | | | | |
|---|---|---|---|---|---|---|---|---|---|---|
| **Divisional Hospital** | 16. Gurunagar | 6 | | | | | | | | |
| | 17. Karaveddy | 25 | | | | | | | | |
| | 18. Kodikamam | 30 | | | | | | | | |
| | 19. Kondavil | 8 | | | | | | | | |
| | 20. Mandaithivu (N.F) | 0 | | | | | | | | |
| | 21. Manipay | 8 | | | | | | | | |
| | 22. Varany | 15 | | | | | | | | |
| | 23. Illavalai | 14 | | | | | | | | |
| ***SUB TOTAL*** | | **675** | **0** | **191** | **0** | **360** | **0** | **257** | **0** | **0** |
| **Primary Medical Care** | 1. Chunnakam | | 1. Piramanthanaru | | 1. Iranai Illupaikulam | | 1. Thunukkai | | 1. Omanthai | |
| | 2. Erlalai | | 2. Kandawalai | | 2. Maruchchukaddy | | 2. Iyankankulam | | 2. Sooduventhapulavu | |
| | 3. Inuvil | | 3. Vannerikulam | | 3. Thiruketheeswaram | | 3. Kumulamunai | | 3. Bogeswewa | |
| | 4. Kaithady | | 4. Jeyapuram | | 4. Vellankulam | | 4.Thevipuram | | 4. Navvi | |
| | 5. Kankesanthurai (N.F) | | | | 5. Periyamadu | | 5.Ampalavanpokkanai | | 5. Kaneshapuram | |
| | 6. Kokuvil | | | | 6. Pandaravelli | | 6. Mulliyawalai | | | |
| | 7. Kurumpasiddy | | | | 7. Tharapuram | | 7.Karippaddamurippu | | | |
| | 8. Point Pedro | | | | 8. Uyilankulam | | 8. Kiribenwewa | | | |
| | 9. Punnalaikadduvan | | | | 9. Kunchukulam | | | | | |
| | 10.Puthur | | | | 10. Veppamkulam | | | | | |
| | 11.Tholpuram | | | | 11. Kerisuddan | | | | | |
| | 12.Uduvil | | | | | | | | | |
| | 13.Urumpirai | | | | | | | | | |
| | 14.Mulliyan | | | | | | | | | |
| | 15.Vaddukoddai | | | | | | | | | |
| | 16.Eluwaitivu | | | | | | | | | |
| | 17.Jaffna (Thirunevely) | | | | | | | | | |

*Source :- Department of Health, NP*

**Cont …**

| Type of Institutions | Jaffna | BEDS STRENGTH | Kilinochchi | BEDS STRENGTH | Mannar | BEDS STRENGTH | Mullaithivu | BEDS STRENGTH | Vavuniya | BEDS STRENGTH |
|---|---|---|---|---|---|---|---|---|---|---|
| Primary Medical Care Unit | 1. Chunnakam | | 1. Piramanthanaru | | 1. Iranai Illupaikulam | | 1. Thunukkai | | 1. Omanthai | |
| | 2. Erlalai | | 2. Kandawalai | | 2. Maruchchukaddy | | 2. Iyankankulam | | 2. Sooduventhapulavu | |
| | 3. Inuvil | | 3. Vannerikulam | | 3. Thiruketheeswaram | | 3. Kumulamunai | | 3.Bogeswewa | |
| | 4. Kaithady | | 4. Jeyapuram | | 4. Vellankulam | | 4.Thevipuram | | 4.Navvi | |
| | 5. Kankesanthurai (N.F) | | | | 5. Periyamadu | | 5.Ampalavanpokkanai | | 5.kaneshapuram | |
| | 6. Kokuvil | | | | 6.Pandaravelli | | 6. Mulliyawalai | | | |
| | 7. Kurumpasiddy | | | | 7.Tharapuram | | 7.Karippaddamurippu | | | |
| | 8. Point Pedro | | | | 8.Uyilankulam | | 8. Kiribenwewa | | | |
| | 9. Punnalaikadduvan | | | | 9.Kunchukulam | | | | | |
| | 10.Puthur | | | | 10.Veppamkulam | | | | | |
| | 11. Tholpuram | | | | 11.Kerisuddan | | | | | |
| | 12. Uduvil | | | | | | | | | |
| | 13. Urumpirai | | | | | | | | | |
| | 14. Mulliyan | | | | | | | | | |
| | 15.Vaddukoddai | | | | | | | | | |
| | 16.Eluwaitivu | | | | | | | | | |
| | 17.Jaffna(Thirunevely) | | | | | | | | | |
| **SUB TOTAL** | 17 | 0 | 4 | 0 | 11 | | 8 | | 5 | |
| **Grand total** | **45** | **2956** | **13** | **522** | **22** | **796** | **19** | **768** | **15** | |

| | | | | | | | | | | |
|---|---|---|---|---|---|---|---|---|---|---|
| Gramodaya Health Centre | **MOH Chava** | | **MOH Karachchi** | | **MOH Mannar** | | **MOH Mullaithivu** | | **MOH Vavuniya** | |
| | 1.Kachchai | | 1.Sivanagar | | 1.Sinnakarisal | | 1.Kallapadu | | 1. Pandarikulam | |
| | 2.Usan | | 2.Aanaivilunthan | | 2.Puthukudiyiruppu | | 2.Silawaththai | | 2.Samanamkulam | |
| | 3.Manthuvil | | 3.Puthumurippu | | 3.Thalvupadu | | 3.Mullivaikkal | | 3.Maharambaikulam | |
| | 4.Maravanpullo | | 4.Skanthapuram | | 4.Pallimunai | | 4.Alampil | | 4.Koomankulam | |
| | 5. Madduvil | | 5.Santhapuram | | 5.Tharapuram | | 5.Kumulamunai | | 5.Rajendrankulam | |
| | 6.ezluthumadduval | | 6.Unionkulam | | 6.Erukkalampiddy | | 6.Uduppukkulam | | 6.Nelukulam | |
| | 7.Vidaththalpalai | | 7.Uthayanagar west | | 7.Thalaimannar | | 7.Thanneerutu | | 7.Eachchankulam | |
| | 8.Madduvil North | | 8.Ramanathapuram | | 8.Thoddavely | | 8.Neeravipitty | | 8.Sathirikoolankulam | |
| | | | 9.Kanagambikaikulam | | | | 9.Mamulai | | 9.Palamoddai | |
| | **MOH Changanai** | | 10.Malayalapuram | | **MOH Murunkan** | | 10.Vattappalai | | 10.Semamadu | |
| Gramodaya Health Centre | 9.Pannagam | | 11.selvanager | | 9.Madukkarai | | 11.Ambalavanpokkanai | | 11.Santhasolai | |
| | 10.Ponnalai | | 12.Ananthapuram | | 10.Jeevanagar | | | | 12.Panrikaithakulam | |
| | **PointPedro** | | 13.Ponnager | | 11.Katkadanthakulam | | **MOH Mallavi** | | 13.Thavasikulam | |
| | 11.Viyaparimoolai | | 14.Majavanoor | | | | 12Kalvilan | | 14.Salambaikulam | |
| | 12.Thikkam | | 15.Uttuppulam | | **MOH Musali** | | 13.Therankandal | | 15. Kalmadhu | |
| | 13.Aaththiyady | | 16.Jeyathinagar | | 12.Sirukulam (MOH Office) | | 14.Iyankankulam | | 16. Asikulam | |
| | 14.Thumbalai east | | 17.Vaddakkachchi | | 13.Muththaripputhurai | | 15.Pandiyankulam | | 17.Cekkaddipulavu | |
| | 15.Katkovalam | | 18.Barathipuram | | 14..Chilawathurai-(RDS Building) | | 16.Panankamam | | **MOH Vavuniya North** | |
| | 16.Polikandi | | 19.Thiruvaiyaru | | 15.Akaththimurippu | | 17.Palinagar | | 18.Kanakarajankulam | |
| | 17.Thondamanaru | | 20.Uruthirapuram | | 16.Potkeni | | 18.Vannivilankulam | | 19.Nainamadu | |
| | **MOH Velanai** | | **MOH Kandawalai** | | 17.Kondachchi | | 19.Vinayakapuram | | 20.Puliyankulam | |
| | 18.Allaipiddy | | 21.Kalmadunagar | | 18..Palakkuli | | 20.Puththuvedduvan | | 21.Kulavisuddan | |
| | 19.Ambikainagar | | 22.Puliyampokkanai | | 19..Pichchavaniyankulam | | 21.Kollavilankulam | | 22..Paddikudiyiruppu | |
| | **MOH Sandilipay** | | 23.Kallaru | | 20..Puthuveli | | **MOH Puthukkudyiruppu** | | 23..Katkulam | |
| | 20..Chavalkadu | | 24.Paranthan | | 21.Hunais Nagar | | 22.Eranapalai | | 24.Sinnadampan | |
| | 21.Anaikoddai | | 25.Punnaineeravi | | 22..Mullikulam-(DH,Marichchikatty) | | 23.Kompavil | | | |
| | 22.Piranpattu | | 26..Murasumoddai | | | | 24.Kaiveli | | | |
| | 23.Sillalai | | 27.Piramanthanaru | | **MOH Manthai west** | | 25.Vallipunam | | **MOH Vavuniya South** | |
| | 24.Mathkal | | | | | | | | 25.Alagalle | |
| | **MOH Nallur** | | 28.Tharmapuram | | 23.Vidathalthivu West | | 26.Suthanthirapuram | | 26.Madukanda | |
| | 25.Ariyalai(Navalady) | | 29.Kannakinager | | 24.Illupakkadavai | | 27.Viswamadu East | | 27..Agbopura | |

| | | | | | | | | | | |
|---|---|---|---|---|---|---|---|---|---|---|
| Gramodaya Health Centre | **MOH Uduvil** | | **MOH Poonagary** | | 25.Moonrampiddi | | 28.Manikkapuram | | 28.Galabogesweva | |
| | 26.Thavady | | 30.Kiranchi | | 26.Alkaddiveli | | | | | |
| | 27.Sanguvely | | 31.Pallikuda(4th mile post) | | 27.Periyamadhu | | **MOH Oddusuddan** | | | |
| | 28. Evinai | | 32.Thampirai | | 28.Soornapuri - (Nedunkandal PHM Office) | | 29.Koolamurippu | | **MOH Cheddikulam** | |
| | **MOH Kopay** | | 33.Gowtharimunai | | | | 30.Othiyamalai | | 29.Varikuddiyur | |
| | 29.Urelu | | 34.Mudkompan | | 29.Eachilawathai | | 31.Thanduvan | | 30..Andiyapuliyankulam | |
| | 30.Neervely | | 35.Iranaimathanager | | 30.Aathimoodai | | 32.Katchilaimadu | | 31.Periyathampanai | |
| | 31.Atchchelu | | 36.Nagapaduvan | | 31.Sannar(new) | | 33.Muththaiyankaddu left bank | | | |
| | 32.Vatharawathai | | 37.Valaippadu | | | | 34.Muththaiyankaddu right bank | | | |
| | 33.Kaddapirai | | 38.Gnaimadam | | | | 35.Ampakamam | | | |
| | 34.Valalai | | 39.Anpunagar | | | | | | | |
| | **MOH Karaveddy** | | 40.Karukkaithivu | | | | | | | |
| | 35.Kottawaththai | | 41.Nachchikkuda | | | | | | | |
| | 36.Samarapaku | | | | | | | | | |
| | 37.imaiyanan | | | | | | | | | |
| | 38.Kaddaveli | | | | | | | | | |
| | 39.Udupitty | | | | | | | | | |

*Source : -Department of Health, NP*

| Type of Institutions | Jaffna | BEDS STRENGTH | Kilinochchi | BEDS STRENGTH | Mannar | BEDS STRENGTH | Mullaithivu | BEDS STRENGTH | Vavuniya |
|---|---|---|---|---|---|---|---|---|---|
| Gramodaya Health Centre | **MOH Tellipaali** | | **MOH Palai** | | **MOH Madhu** | | 36.Karippaddamurippu | | **CC (MOH Vavuniya** |
| | 40.Alaveddy | | 42.Iyakkachchi | | 32.Sinnavalayankaddu | | 37.Thirumurukandy | | 1.kathiravelarpoovarasankulam |
| | 41Vithagapuram | | 43.Karanthai | | 33.Mathakiramam | | 38.Kathaliyarsamalankulam | | 2.Chekkaddipulavu |
| | 42.Senankaladdy | | 44.Ithavil | | 34..Thatchanamaruthamadhu | | 39.Oddusuddan | | 3.Nochchikulam |
| | 43.Kuddiyapulam | | 45.Thampakamam | | 35.Kaddaiyadampan | | | | 4..Samayapuram |
| | 44..Kulamangal | | 46.Kilali | | 36..Periyapandivirichan | | **MOH Welioya** | | 5.Velankulam |
| | rose1980 | | 47.Mukavil | | 37.Sinnapandivirichchan | | 40.Janakapura | | |
| | 46.Vemankamam(Palai) | | 48.Pulopalai | | 38..Kakkeyankulam | | 41.Sampathnuwara | | **CC (MOH Va.north)** |
| | 47.Palay | | | | 39.Madhinanagar | | 42..Eththawettunuwewa | | 6..Nedunkerny(C.C) |
| | 48.Kadduvan | | | | 40.Mullikkulam -Dammage | | | | 7.Olumadu(C.C) |
| | **MOH Kayts** | | | | | | | | **CC ( MOH va.south)** |
| | 49.Nellinchimunai | | | | | | | | 8.Rangethgama(CC) |
| | | | | | | | | | **CC (Va.south)** |
| | | | | | | | | | 07.Rangethgama |
| | | | | | | | | | 08.Mahakachakodiya |
| | | | | | | | | | 09.Neduikulama |
| | | | | | | | | | 10.Maruthamaduwa |
| | | | | | | | | | 11.Puthiyasinnakulam |
| | 50.Puliyankoodal | | | | | | | | **CC Cheddikulam** |
| | **MOH Maruthankerny** | | | | | | | | 12.Maniyarkulam |
| | 51.Manatkadu | | | | | | | | 13.Thaddankulam |
| | 52.Kudathanai | | | | | | | | 14.Menicfarm |
| | 53.Chempiyanpattu | | | | | | | | 15.Muthaliyarkulam |

| | | | | | | | | | |
|---|---|---|---|---|---|---|---|---|---|
| | 54.Uduthurai | | | | | | | | 16.Pavatkulam Unit 11 |
| | **MOH Karainagar** | | | | | | | | 17.Sooduventhapulavu Puthiyakudimanai |
| | 55.Karai East | | | | | | | | |
| ***SUB TOTAL*** | ***55*** | | **48** | | **40** | | **42** | | **31** |
| **School Dental Clinic** | 1.ADC J/St John's College | | 1.Kn/Tharmapuram central college | | 1. ADC ,St.Xavier's Girls College,Mannar | | Puthukkudiyiruppu central college | | 1.ADC Rampaikulam G.M.V |
| | 2.ADC J/Hindu College | | 2.KN/Poonakary Central College | | 2.ADC,Sithyvinayagar Hindu College,Mannar | | Mallavi central college | | 2.SDC Vavuniya Kovilkulam Hindu College |
| | 3..SDC J/ Central College | | | | 3. ADC ,St.Xavier's Boys College,Mannar | | Sampathnuvara m.v | | 3.SDC Vavuniya Muslim M.M.V |
| | 4..SDC J/Chavakachcheri Reiberg College | | | | 4. ADC, St.Anne's M.M.V,Vankalai | | | | 4. ADC Vavuniya Tamil.M.M.V |
| | 5.SDC J/Ramanathan Collegge | | | | | | | | 5.SDC Eraperiyakulam Parakum M.V |
| | 6.SDC Divisional Hospital Velanai | | | | | | | | 6.SDC Cheddikulam M.V |
| | 7.SDC J/Udupiddy Girl's College | | | | | | | | |
| | 8.SDC J/Manipay Hindu College | | | | | | | | |
| | 9.SDC J/Vada Hindu College Point pedro | | | | | | | | |
| **School Dental Clinic** | 10.SDC J/Alaveddy Arunodhaya College | | | | | | | | |
| | 11.SDC J/ Kokuvil Hindu College | | | | | | | | |
| | 12.SDC J / Vaddu Hindu College | | | | | | | | |
| | 13 SDC Kayts RCTMS | | | | | | | | |
| | 14.SDC Puthur Somaskantha collage | | | | | | | | |
| ***SUB TOTAL*** | **14** | | **2** | | **4** | | **3** | | **6** |

| | | | | | | | | | |
|---|---|---|---|---|---|---|---|---|---|
| **MOH Office** | 1.Chavakachcheri | | 1.Kilinochchi | | 1.Mannar | | 1.Mullaithivu | | 1.Vavuniya |
| | 2.PointPedro | | 2.Poonagary | | 2.Murunkan | | 2.Mallavi | | 2.Cheddikulam |
| | 3.Kayts | | 3.Kandawalai | | 3.Adampan | | 3. Puthukudiyirruppu | | 3.Vavuniya South |
| | 4.Tellipalai | | 4.Palai | | 4.Musali | | 4. Oddusuddan | | 4.Vavuniya North |
| | 5.Sandilipay | | | | 5.Madhu | | 5.Welioya | | |
| | 6.Kopay | | | | | | 6.Manthai East | | |
| | 7.Jaffna(Func under Local Govt.) | | | | | | | | |
| | 8.Nallur | | | | | | | | |
| | 9.Uduvil | | | | | | | | |
| | 10.Chankanai | | | | | | | | |
| | 11.Karaveddy | | | | | | | | |
| | 12. Velanai | | | | | | | | |
| | 13.Maruthankeny | | | | | | | | |
| | 14.Karinagar | | | | | | | | |
| ***SUB TOTAL*** | **14** | | **4** | | **5** | | **6** | | **4** |
| **Anti Malaria Campaign** | 1.Jaffna | | 1.Kilinochchi | | 1.Mannar | | 1.Mankulam | | 1. Vavuniya |
| ***SUB TOTAL*** | **1** | | **1** | | **1** | | **1** | | **1** |
| **Chest Clinic** | 1. Jaffna | | 1. Kilinochchi | | 1. Mannar | | 1. Mullaithivu | | 1. Vavuniya |
| ***SUB TOTAL*** | **1** | | **1** | | **1** | | **1** | | **1** |
| **S.T.D Clinic** | 1.Jaffna | | 1. Kilinochchi | | 1. Mannar | | 1. Mullaithivu | | 1. Vavuniya |
| ***SUB TOTAL*** | **1** | | **1** | | **1** | | **1** | | **1** |
| **Preventive Care Ins GRAND TOTAL** | **86** | **0** | **57** | **0** | **52** | **0** | **54** | **0** | **44** |
| **Total Health Institution** | **131** | **2956** | **70** | **522** | **74** | **796** | **73** | **768** | **59** |

*Source : -Department of Health, NP*

**Table 8.13 Information of Government Hospitals by DS Divisions, NP - 2019**

| District | Name of Hospital | No of wards | No of Beds | No of Out patients | No of In patients |
|---|---|---|---|---|---|
| Jaffna | Point Pedro | 11 | 292 | 130,582 | 26,477 |
| | Tellipalai | 15 | 416 | 150,657 | 46,071 |
| | Chavakachcheri | 8 | 186 | 122,370 | 15,010 |
| | Kayts | 5 | 44 | 55,478 | 6,941 |
| | Delft | 3 | 23 | 15,359 | 1,037 |
| | Punguduthivu | 3 | 25 | 15,285 | 1,499 |
| | Velvettithurai | 5 | 82 | 85,754 | 2,447 |
| | Analaithivu | 4 | 24 | 6,999 | 251 |
| | Atchuveli | 5 | 77 | 65,842 | 5,378 |
| | Chankanai | 5 | 84 | 54,141 | 6,566 |
| | Karainagar | 4 | 30 | 31,848 | 2,192 |
| | Kopay | 6 | 54 | 68,397 | 6,741 |
| | Nainathivu | 4 | 34 | 11,370 | 611 |
| | Maruthankerny | 4 | 31 | 23,223 | 880 |
| | Vaddukoddai | 3 | 21 | 55,133 | 1,904 |
| | Velanai | 4 | 23 | 29,381 | 1,862 |
| | Pandatharippu | 4 | 43 | 26,197 | 394 |
| | Alaveddy | 1 | 8 | 49,089 | 183 |
| | Ampan | 1 | 10 | 11,024 | 249 |
| | Gurunagar | 1 | 6 | 51,767 | 101 |
| | Karaveddy | 4 | 25 | 69,052 | 962 |
| | Kodikamam | 1 | 30 | 40,258 | 828 |
| | Kondavil | 1 | 8 | 40,475 | 762 |
| | Manipay | 1 | 8 | 73,544 | 1,736 |
| | Varany | 1 | 15 | 23,608 | 271 |
| | Illavalai | 1 | 14 | 38,258 | 1,222 |
| Mannar | Mannar | 24 | 236 | 124,491 | 27,214 |
| | Murunkan | 4 | 73 | 47,634 | |
| | Adampan | 3 | 31 | 25,771 | 2,170 |
| | Talaimannar | 3 | 21 | 16,659 | 1,482 |
| | Pesalai | 1 | 2 | 33,037 | 1,975 |
| | Chilawathurai | 5 | 56 | 41,163 | 2,064 |
| | Vidathaltivu | 2 | 69 | 19,851 | |
| | Erukkalampiddy | - | - | 25,941 | 145 |
| | Vankalai | 1 | 2 | 15,017 | 165 |
| | Periyapandivirichchan | - | - | 9,164 | 745 |
| | Nanattan | 1 | 2 | 31,420 | 245 |
| Vavuniya | Vavuniya | 17 | 486 | 260,669 | 65,036 |
| | Cheddikulam | 8 | 77 | 75,554 | 6,996 |
| | Nedunkerny | 3 | 35 | 27,245 | 1,573 |
| | Ulukulam | 2 | 10 | 10,439 | 1,718 |
| | Pavatkulam | 1 | 2 | 16,026 | 1,049 |
| | Poovarasankulam | 3 | 32 | 46,185 | 648 |
| | Neriyakulam | 3 | 12 | 22,783 | 1,425 |
| | Sithamparapuram | 2 | 9 | 18,951 | 1,306 |
| | Mamaduwa | 3 | 12 | 23,735 | 277 |
| | Puliyankulam | 2 | 5 | 19,905 | 20,684 |

| | | | | | |
|---|---|---|---|---|---|
| **Mullaitivu** | Mullaitivu | 12 | 208 | 79,286 | 2,405 |
| | Mankulam | 3 | 33 | 28,545 | 5,380 |
| | Mallavi | 5 | 78 | 44,167 | 7,194 |
| | Puthukudiyiruppu | 7 | 72 | 85,085 | 1,632 |
| | Sampathnuwara | 7 | 102 | 28,962 | - |
| | Nattankandal | 2 | 30 | 8,449 | 1,934 |
| | Oddusuddan | 4 | 31 | 34,538 | 1,991 |
| | Unapilavu | 3 | 44 | 33,788 | 285 |
| **Kilinochchi** | Kilinochchi | 8 | 257 | 165,952 | 44,940 |
| | Mulankavil | 3 | 34 | 54,598 | 4,491 |
| | Poonakary | 4 | 21 | 31,542 | 2,867 |
| | Akkarayankulam | 4 | 67 | 30,290 | 4,187 |
| | Palai | 2 | 17 | 38,518 | 2,685 |
| | Tharmapuram | 3 | 27 | 40,676 | 3,931 |
| | Uruthirapuram | 3 | 7 | 33,920 | 585 |
| | Veravil | 3 | 19 | 17,927 | 1,003 |
| | Vaddakachchi | 1 | 4 | 22,335 | 189 |
| **Total** | | **267** | **3,836** | **3,035,309** | **355,191** |

*Source :- Department of Health, NP*

## Table 8.14 Distribution of Medical Equipment & Beds Strength of Ayuvedhic Hospitals, NP - 2019

| DPDHS Region | Jaffna | | Kilinochchi | | Mannar | | Mullaitivu | | Vavuniya | | Northern Province | |
|---|---|---|---|---|---|---|---|---|---|---|---|---|
| | No of Hospitals | Beds Strength | No of Hospitals | Beds Strength | No of Hospitals | Beds Strength | No of Hospitals | Beds Strength | No of Hospitals | Beds Strength | Total No of Hospitals | Total No Beds Strength |
| Coordinating Office | **1** | **0** | **1** | **0** | **1** | **0** | **1** | **0** | **1** | **0** | **5** | **0** |
| Siddha Base / District Hospitals | 1 | 24 | 1 | 24 | 1 | 24 | 1 | 24 | 1 | 120 | 5 | 216 |
| **Sub Total** | 2 | 24 | 2 | 24 | 2 | 24 | 2 | 24 | **2** | 120 | 10 | 216 |
| Siddha Rural Hospital | 4 | 48 | 1 | 0 | 3 | 0 | 2 | 12 | 3 | 0 | 13 | 60 |
| **Sub Total** | 4 | 48 | **1** | 0 | **3** | 0 | 2 | 12 | **3** | 0 | 13 | 60 |
| Siddha Central Dispensary | 9 | 0 | 1 | 0 | 1 | 0 | 0 | 0 | 2 | 0 | 13 | 0 |
| **Sub Total** | 9 | 0 | 1 | 0 | 1 | 0 | 0 | 0 | 2 | 0 | 13 | 0 |
| Drug Manufacturing Unit | 1 | 0 | 0 | 0 | 0 | 0 | 0 | 0 | 0 | 0 | 1 | 0 |
| Community Medical Unit | 15 | 0 | 4 | 0 | 5 | 0 | 6 | 0 | 4 | 0 | 34 | **0** |
| **Sub Total** | 16 | 0 | 4 | 0 | 5 | 0 | 6 | 0 | 4 | 0 | 35 | 0 |
| Herbal Gardens | 3 | 0 | 1 | 0 | 0 | 0 | 0 | 0 | 1 | 0 | 5 | 0 |
| **Sub Total** | 3 | 0 | 1 | 0 | 0 | 0 | 0 | 0 | 1 | 0 | 5 | 0 |
| Free Siddha Dispensary | 39 | 0 | 8 | 0 | 4 | 0 | 5 | 0 | 7 | 0 | 63 | 0 |
| **Sub Total** | 39 | 0 | 8 | 0 | 4 | 0 | 5 | 0 | 7 | 0 | 63 | 0 |
| **Total** | **73** | **72** | **17** | **24** | **15** | **12** | **15** | **36** | **19** | **120** | **139** | 276 |

*Source: Department of Indigenous Medicine, NP*

**Table 8.15. Details of Staff & Patient Details in Ayurwedic Hospitals, NP - 2019**
**(Under Provincial Department of Indigenous Medicine, NP)**

| S.No | District | No of DS Divisions | No.of Ayurwedic Hospital / Centers | No.of Ayurwedic Doctors | | Other Office Staff | No of Patients |
|---|---|---|---|---|---|---|---|
| | | | | CMO | AMO | | |
| | PDIM - NP | | | 2 | 3 | 25 | 0 |
| 1 | Jaffna | 15 | 34 | 30 | 27 | 86 | 220,708 |
| 2 | Mannar | 5 | 11 | 7 | 11 | 25 | 79,104 |
| 3 | Kilinochchi | 4 | 9 | 10 | 9 | 17 | 44,982 |
| 4 | Mullaithivu | 6 | 10 | 6 | 9 | 17 | 47,363 |
| 5 | Vavuniya | 4 | 12 | 3 | 17 | 42 | 51,198 |
| **Total** | | **34** | **76** | **58** | **76** | **212** | **443,355** |

*Source: Department of Indigenous Medicine, NP*

## Table 8.16 Ayurvedic Medical facilities by DS Division, NP - 2019

| Districts | DS Divisions | No of Ayurvedic Hospitals / Centers | | No of Ayurvedic Doctors | | | Other Office Staff (Provincial) | No of Patients (Provincial) |
|---|---|---|---|---|---|---|---|---|
| | | | | Provincial | | Local | | |
| | | Provincial | Local Government | CMO | AMO | AMO | | |
| Jaffna | Delft | 2 | 0 | 1 | 0 | 0 | 0 | 2,208 |
| | Islands South - Velanai | 2 | 2 | 0 | 1 | 1 | 2 | 6,160 |
| | Islands North - Kyts | 2 | 2 | 1 | 1 | 1 | 0 | 8,159 |
| | Karainagar | 2 | 0 | 1 | 1 | 0 | 2 | 7,254 |
| | Jaffna | 2 | 8 | 5 | 9 | 9 | 47 | 25,272 |
| | Nallur | 2 | 3 | 2 | 0 | 3 | 0 | - |
| | Valikamam South West - Pandatherippu | 2 | 1 | 3 | 2 | 1 | 7 | 29,296 |
| | Valikamam West - Chankanai | 3 | 3 | 1 | 1 | 2 | 2 | 13,351 |
| | Valikamam South | 1 | 2 | 2 | 0 | 2 | 0 | - |
| | Valikamam North | 3 | 3 | 3 | 3 | 2 | 8 | 31,955 |
| | Valikamam East - Kopai | 4 | 4 | 3 | 5 | 2 | 12 | 23,523 |
| | Thenmaradchi - Kodikamam | 2 | 3 | 3 | 3 | 2 | 8 | 28,438 |
| | Vadamaradchchi South West (Karaveddy) | 2 | 4 | 3 | 2 | 3 | 6 | 25,365 |
| | Vadamaradchchi North - Pointpedro | 2 | 1 | 2 | 1 | 2 | 2 | 13,508 |
| | Vadamaradchchi East - Maruthankeni | 2 | 1 | 0 | 1 | 0 | 2 | 6,219 |
| **Sub Total** | | **33** | **37** | **30** | **30** | **30** | **98** | **220,708** |
| Kilinochchi | Karachchi | 2 | 2 | 4 | 1 | 2 | 2 | 37,466 |
| | Kandawalai | 4 | 1 | 3 | 8 | 0 | 17 | 2,128 |
| | Pachchilaipalli | 1 | 2 | 2 | 0 | 2 | 0 | - |
| | Poonakary | 1 | 3 | 2 | 0 | 2 | 0 | 5,388 |
| **Sub Total** | | **8** | **8** | **11** | **9** | **6** | **19** | **44,982** |

| Districts | DS Divisions | No of Ayurvedic Hospitals / Centers | | No of Ayurvedic Doctors | | | Other Office Staff (Provincial) | No of Patients (Provincial) |
|---|---|---|---|---|---|---|---|---|
| | | | | Provincial | | Local | | |
| | | Provincial | Local Government | CMO | AMO | AMO | | |
| Mullaithivu | Maritimepattu | 2 | 1 | 2 | 2 | 1 | 5 | 14,735 |
| | Thunukkai | 3 | 1 | 2 | 1 | 1 | 5 | 13,234 |
| | Manthai East | 1 | 1 | 1 | 0 | 1 | 0 | - |
| | Oddusuddan | 1 | 2 | 0 | 0 | 0 | 0 | - |
| | Puthukkudiyiruppu | 2 | 0 | 1 | 6 | 1 | 13 | 19,394 |
| **Sub Total** | | **9** | **5** | **6** | **9** | **4** | **23** | **47,363** |
| Vavuniya | Vavuniya | 3 | 0 | 1 | 11 | 2 | 37 | 26,494 |
| | Vavuniya South | 3 | 5 | 1 | 2 | 3 | 3 | 6,607 |
| | Vengalacheddikulam | 2 | 2 | 2 | 2 | 2 | 3 | 11,171 |
| | Vavuniya North | 3 | 2 | 0 | 2 | 2 | 4 | 6,926 |
| **Sub Total** | | **11** | **9** | **4** | **17** | **9** | **47** | **51,198** |
| Mannar | Mannar | 3 | 1 | 1 | 3 | 1 | 7 | 22,583 |
| | Madhu | 2 | 0 | 1 | 0 | 0 | 2 | 7,207 |
| | Manthai West | 2 | 1 | 2 | 1 | 1 | 0 | 8,761 |
| | Nanattan | 2 | 1 | 1 | 7 | 1 | 16 | 40,553 |
| | Musali | 1 | 1 | 2 | 0 | 1 | 0 | - |
| **Sub Total** | | **10** | **4** | **7** | **11** | **4** | **25** | **79,104** |
| **Total** | | **71** | **63** | **58** | **76** | **53** | **212** | **443,355** |

*Source: Department of Indigenous Medicine, NP*

# Chapter - 09

# Education

## Table 9.1. Category of Schools by Educational Division & Educational Zone, NP - 2019

| Education Zone | Educational Division | National | Provincial | Private | Total Schools | Total Functioning School |
|---|---|---|---|---|---|---|
| Jaffna | Jaffna | 3 | 25 | 3 | 31 | 24 |
| | Kopay | - | 45 | - | 45 | 40 |
| | Nallur | 1 | 39 | - | 40 | 40 |
| Valikamam | Chankanai | - | 33 | 1 | 34 | 34 |
| | Sandilipay | 1 | 40 | - | 41 | 40 |
| | Tellippalai | - | 45 | - | 45 | 41 |
| | Uduvil | - | 33 | 1 | 34 | 32 |
| Vadamarachchi | Karaveddy | 1 | 32 | - | 33 | 30 |
| | Maruthankerny | - | 20 | - | 20 | 19 |
| | Point Pedro | - | 35 | - | 35 | 33 |
| Thenmarachchi | Chavakachcheri | 1 | 67 | 1 | 69 | 59 |
| Island | Delft | - | 10 | - | 10 | 8 |
| | Karainagar | - | 15 | - | 15 | 13 |
| | Kayts | - | 18 | - | 18 | 17 |
| | Velanai | - | 34 | - | 34 | 26 |
| Kilinochchi | Kandawalai | - | 24 | - | 24 | 24 |
| | Karachchi | 1 | 43 | - | 44 | 42 |
| | Pallai | - | 14 | - | 14 | 14 |
| | Poonakary | 1 | 29 | - | 30 | 24 |
| Mannar | Mannar | 4 | 30 | - | 34 | 32 |
| | Musali | 1 | 25 | - | 26 | 25 |
| | Nanattan | - | 26 | - | 26 | 26 |
| Madhu | Madhu | - | 22 | - | 22 | 21 |
| | Manthai West | - | 33 | - | 33 | 31 |
| Vavuniya North | Nedunkerney | - | 44 | - | 44 | 39 |
| | Omanthai | - | 49 | - | 49 | 45 |
| Vavuniya South | Vavuniya South (Sinhala) | 2 | 22 | - | 24 | 20 |
| | Vavuniya South (Tamil) | 3 | 41 | - | 44 | 43 |
| | Vengalacheddikulam | - | 44 | - | 44 | 35 |
| Mullaitivu | Maritime Pattu | 1 | 33 | - | 34 | 33 |
| | Puthukkudiyiruppu | - | 25 | - | 25 | 25 |
| | Welioya | 1 | 7 | - | 8 | 8 |
| Thunukkai | Manthai East | - | 16 | - | 16 | 16 |
| | Oddusuddan | - | 27 | - | 27 | 26 |
| | Thunukkai | 1 | 18 | - | 19 | 19 |
| **Total** | | **22** | **1,063** | **6** | **1,091** | **1,004** |

*Source:- Department of Education, NP*

## Table 9.2. Details of schools by Grade

| Education Zone | Educational Division | 1AB | 1C | II | III | Total Functioning School |
|---|---|---|---|---|---|---|
| Jaffna | Jaffna | 7 | 6 | 10 | 1 | 24 |
| | Kopay | 5 | 3 | 15 | 17 | 40 |
| | Nallur | 5 | 4 | 14 | 17 | 40 |
| Valikamam | Chankanai | 4 | 3 | 9 | 18 | 34 |
| | Sandilipay | 5 | 5 | 10 | 20 | 40 |
| | Tellippalai | 4 | 2 | 14 | 21 | 41 |
| | Uduvil | 3 | 3 | 9 | 17 | 32 |
| Vadamarachchi | Karaveddy | 5 | 2 | 9 | 14 | 30 |
| | Maruthankerny | 1 | 4 | 8 | 6 | 19 |
| | Point Pedro | 5 | 4 | 12 | 12 | 33 |
| Thenmarachchi | Chavakachcheri | 6 | 6 | 20 | 27 | 59 |
| Island | Delft | - | 3 | 1 | 4 | 8 |
| | Karainagar | 2 | - | 2 | 9 | 13 |
| | Kayts | 1 | 2 | 6 | 8 | 17 |
| | Velanai | 2 | 1 | 11 | 12 | 26 |
| Kilinochchi | Kandawalai | 2 | 3 | 6 | 13 | 24 |
| | Karachchi | 7 | 6 | 14 | 15 | 42 |
| | Pallai | 1 | - | 8 | 5 | 14 |
| | Poonakary | 2 | 6 | 9 | 7 | 24 |
| Mannar | Mannar | 8 | 8 | 7 | 9 | 32 |
| | Musali | 1 | 6 | 8 | 10 | 25 |
| | Nanattan | 3 | 1 | 9 | 13 | 26 |
| Madhu | Madhu | 2 | 3 | 5 | 11 | 21 |
| | Manthai West | 2 | 6 | 7 | 16 | 31 |
| Vavuniya North | Nedunkerney | 2 | 4 | 6 | 27 | 39 |
| | Omanthai | 2 | 4 | 13 | 26 | 45 |
| Vavuniya South | Vavuniya South (Sinhala) | 1 | 3 | 6 | 10 | 20 |
| | Vavuniya South (Tamil) | 8 | 5 | 15 | 15 | 43 |
| | Vengalacheddikulam | 1 | 7 | 7 | 20 | 35 |
| Mullaitivu | Maritime Pattu | 4 | 5 | 11 | 13 | 33 |
| | Puthukkudiyiruppu | 3 | 4 | 9 | 9 | 25 |
| | Welioya | - | 3 | 3 | 2 | 8 |
| Thunukkai | Manthai East | 2 | - | 3 | 11 | 16 |
| | Oddusuddan | 3 | 2 | 7 | 14 | 26 |
| | Thunukkai | 2 | 2 | 4 | 11 | 19 |
| **Total** | | **111** | **126** | **307** | **460** | **1,004** |

*Source:- Department of Education, NP*

## Table 9.3 Category of schools by functional grade, gender and District, NP - 2019

| Type of School | | Boys School | Girls School | Mixed School | Boys in Girls School | Girls In Boys School | Total school |
|---|---|---|---|---|---|---|---|
| National | 1AB | 4 | 3 | 11 | 1 | - | **19** |
| | 1C | - | - | 2 | - | - | **2** |
| | Type II | - | - | 1 | - | - | **1** |
| | Type III | - | - | - | - | - | **-** |
| Provincial | 1AB | 3 | 7 | 69 | 5 | 3 | **87** |
| | 1C | - | 4 | 117 | 2 | 1 | **124** |
| | Type II | 3 | 3 | 296 | 3 | - | **305** |
| | Type III | 2 | 1 | 457 | - | - | **460** |
| **Total** | | **12** | **18** | **953** | **11** | **4** | **998** |

*** Without Private Schools (06)**

*Source:- Department of Education, NP*

## Table 9.4. Schools by DS Division and medium of instructions, NP

| DS Division | No.of Schools | | | |
|---|---|---|---|---|
| | Sinhala Medium | Tamil Medium | English & Tamil Medium | Total |
| Jaffna | - | 19 | 5 | **24** |
| Nallur | - | 37 | 3 | **40** |
| Kopay | - | 40 | - | **40** |
| Uduvil | - | 31 | 1 | **32** |
| Chankanai | - | 31 | 3 | **34** |
| Sandilipay | - | 40 | - | **40** |
| Tellippalai | - | 41 | - | **41** |
| Maruthankerny | - | 19 | - | **19** |
| Point Pedro | - | 30 | 3 | **33** |
| Karaveddy | - | 30 | - | **30** |
| Chavakachcheri | - | 59 | - | **59** |
| Delft | - | 8 | - | **8** |
| Kayts | - | 17 | - | **17** |
| Velanai | - | 26 | - | **26** |
| Karainagar | - | 13 | - | **13** |
| Karachchi | - | 41 | 1 | **42** |
| Kandawalai | - | 24 | - | **24** |
| Pallai | - | 14 | - | **14** |
| Poonakary | - | 23 | 1 | **24** |
| Mannar | - | 32 | - | **32** |
| Musali | - | 25 | - | **25** |
| Nanattan | - | 26 | - | **26** |
| Manthai West | - | 31 | - | **31** |
| Madhu | 1 | 20 | - | **21** |
| Nedunkerney | - | 39 | - | **39** |
| Omanthai | - | 45 | - | **45** |
| Vavuniya South (Sinhala) | - | 16 | - | **16** |
| Vavuniya South (Tamil) | 1 | 32 | - | **33** |
| Vengalacheddikulam | - | 24 | 2 | **26** |
| Maritime pattu | - | 25 | - | **25** |
| Puthukkudiyiruppu | - | 19 | - | **19** |
| Welioya | 20 | - | - | **20** |
| Manthai East | - | 39 | 4 | **43** |
| Thunukkai | - | 35 | - | **35** |
| Oddusuddan | 8 | - | - | **8** |
| **Total** | **30** | **951** | **23** | **1,004** |

*Source:- Department of Education, NP*

## Table 9.5. Teachers - Students Ratio by Educational Division and Zone in Provincial Schools, NP - 2019

| Education Zone | Division | Total Teachers | Total Students | Students Per Teacher |
|---|---|---|---|---|
| Jaffna | Jaffna | 490 | 5,232 | 11 |
| | Kopay | 823 | 10,285 | 13 |
| | Nallur | 914 | 13,432 | 15 |
| Valikamam | Chankanai | 577 | 6,265 | 11 |
| | Sandilipay | 551 | 7,789 | 14 |
| | Tellippalai | 693 | 9,563 | 14 |
| | Uduvil | 729 | 9,350 | 13 |
| Vadamarachchi | Karaveddy | 301 | 3,074 | 10 |
| | Maruthankerny | 755 | 10,589 | 14 |
| | Point Pedro | 576 | 6,949 | 12 |
| Thenmarachchi | Chavakachcheri | 1,007 | 10,271 | 10 |
| Island | Delft | 116 | 678 | 6 |
| | Karainagar | 199 | 1,971 | 10 |
| | Kayts | 371 | 3,691 | 10 |
| | Velanai | 182 | 1,854 | 10 |
| Kilinochchi | Kandawalai | 1,031 | 16,563 | 16 |
| | Karachchi | 406 | 5,033 | 12 |
| | Pallai | 241 | 2,491 | 10 |
| | Poonakary | 429 | 5,097 | 12 |
| Mannar | Mannar | 537 | 7,472 | 14 |
| | Musali | 290 | 3,541 | 12 |
| | Nanattan | 360 | 4,494 | 12 |
| Madhu | Madhu | 402 | 4,326 | 11 |
| | Manthai West | 207 | 2,115 | 10 |
| Vavuniya North | Nedunkerney | 330 | 3,070 | 9 |
| | Omanthai | 528 | 4,999 | 9 |
| Vavuniya South | Vavuniya South (Sinhala) | 264 | 3,292 | 12 |
| | Vavuniya South (Tamil) | 993 | 13,906 | 14 |
| | Vengalacheddikulam | 448 | 5,825 | 13 |
| Mullaitivu | Maritime Pattu | 609 | 7,436 | 12 |
| | Puthukkudiyiruppu | 651 | 9,718 | 15 |
| | Welioya | 127 | 1,419 | 11 |
| Thunukkai | Manthai East | 181 | 1,711 | 9 |
| | Oddusuddan | 325 | 3,995 | 12 |
| | Thunukkai | 178 | 2,034 | 12 |
| **Total** | | **16,821** | **209,530** | |

*Source:- Department of Education, NP*

## Table 9.6. Teachers by major qualification category

| Zone | Graduate Trained Teachers | Graduate Teachers | Trained Teachers | Untrained Teachers | Others | Total |
|---|---|---|---|---|---|---|
| Jaffna | 1,218 | 699 | 1,017 | 140 | - | **3,074** |
| Valikamam | 902 | 678 | 1,011 | 137 | - | **2,728** |
| Vadamaradchchi | 719 | 326 | 661 | 114 | 1 | **1,821** |
| Thenmaradchchi | 409 | 222 | 403 | 22 | 2 | **1,058** |
| Islands | 135 | 267 | 318 | 157 | 2 | **879** |
| Kilinochchi | 260 | 536 | 1,020 | 140 | 1 | **1,957** |
| Mullaitivu | 206 | 386 | 710 | 250 | 2 | **1,554** |
| Thunukkai | 44 | 213 | 363 | 133 | 4 | **757** |
| Mannar | 276 | 318 | 819 | 162 | 2 | **1,577** |
| Madhu | 48 | 191 | 319 | 88 | | **646** |
| Vavuniya South | 393 | 476 | 1,112 | 250 | 6 | **2,237** |
| Vavuniya North | 107 | 240 | 401 | 124 | 1 | **873** |
| **Total** | **4,717** | **4,552** | **8,154** | **1,717** | **21** | **19,161** |

+

***Including Schools Teachers, ISAA, Performing ADEE, Teacher Center Managers, Performing Principals**

## Table 9.7. Students by Provincial, National and Private Schools , NP - 2019

| Division | Provincial Schools | | | | | National Schools | | | | Private & National | Private | Total |
|---|---|---|---|---|---|---|---|---|---|---|---|---|
| | 1AB | 1C | II | III | Total | 1AB | 1C | II | Total | | | |
| Delft | 271 | 1,931 | 1,884 | 1,146 | **5,232** | 6,612 | - | - | 6,612 | **11,844** | 5,656 | **17,500** |
| Karainagar | 3,071 | 1,993 | 3,576 | 1,645 | **10,285** | - | - | - | - | **10,285** | - | **10,285** |
| Kayts | 6,017 | 1,601 | 1,257 | 4,557 | **13,432** | 2,675 | - | - | 2,675 | **16,107** | - | **16,107** |
| Velanai | 1,851 | 1,243 | 1,440 | 1,731 | **6,265** | - | - | - | - | **6,265** | 1,296 | **7,561** |
| Jaffna | 2,816 | 1,827 | 1,707 | 1,439 | **7,789** | - | - | - | - | **7,789** | 1,164 | **8,953** |
| Kopay | 3,625 | 2,264 | 2,019 | 1,655 | **9,563** | 912 | - | - | 912 | **10,475** | - | **10,475** |
| Nallur | 5,408 | 556 | 1,730 | 1,656 | **9,350** | - | - | - | - | **9,350** | - | **9,350** |
| Kandawalai | 324 | 1,127 | 1,215 | 408 | **3,074** | - | - | - | - | **3,074** | - | **3,074** |
| Karachchi | 4,596 | 1,981 | 2,624 | 1,388 | **10,589** | - | - | - | - | **10,589** | - | **10,589** |
| Pallai | 3,039 | 615 | 1,453 | 1,842 | **6,949** | 1,545 | - | - | 1,545 | **8,494** | - | **8,494** |
| Poonakary | 3,455 | 1,760 | 2,572 | 2,484 | **10,271** | 2,113 | - | - | 2,113 | **12,384** | 110 | **12,494** |
| Madhu | - | 491 | 83 | 104 | **678** | - | - | - | - | **678** | - | **678** |
| Manthai West | 301 | 469 | 742 | 459 | **1,971** | - | - | - | - | **1,971** | - | **1,971** |
| Mannar | 1,240 | 173 | 1,440 | 838 | **3,691** | - | - | - | - | **3,691** | - | **3,691** |
| Musali | 1,060 | | 207 | 587 | **1,854** | - | - | - | - | **1,854** | - | **1,854** |
| Nanattan | 6,168 | 3,078 | 4,618 | 2,699 | **16,563** | 1,620 | - | - | 1,620 | **18,183** | - | **18,183** |
| Maritime Pattu | 1,397 | 1,274 | 1,113 | 1,249 | **5,033** | - | - | - | - | **5,033** | - | **5,033** |
| Puthukkudiyiruppu | 863 | | 1,225 | 403 | **2,491** | - | - | - | - | **2,491** | - | **2,491** |

| | | | | | | | | | | | | |
|---|---|---|---|---|---|---|---|---|---|---|---|---|
| Wellioya | 724 | 1,500 | 2,339 | 534 | **5,097** | 912 | - | - | 912 | **6,009** | - | **6,009** |
| Chavakachcheri | 2,298 | 2,890 | 1,569 | 715 | **7,472** | 5,379 | - | - | 5,379 | **12,851** | - | **12,851** |
| Manthai East | - | 1,960 | 1,097 | 484 | **3,541** | 501 | - | - | 501 | **4,042** | - | **4,042** |
| Oddusuddan | 1,835 | 466 | 1,314 | 879 | **4,494** | - | - | - | - | **4,494** | - | **4,494** |
| Thunukkai | 554 | 1,596 | 1,377 | 799 | **4,326** | - | - | - | - | **4,326** | - | **4,326** |
| Karaveddy | 521 | 701 | 394 | 499 | **2,115** | - | - | - | - | **2,115** | - | **2,115** |
| Maruthankerny | 1,126 | 834 | 371 | 739 | **3,070** | - | - | - | - | **3,070** | - | **3,070** |
| Point Pedro | 1,358 | 604 | 2,253 | 784 | **4,999** | - | - | - | - | **4,999** | - | **4,999** |
| Chankanai | 572 | 958 | 1,100 | 662 | **3,292** | - | 566 | 202 | 768 | **4,060** | - | **4,060** |
| Sandilipay | 6,372 | 2,464 | 3,569 | 1,501 | **13,906** | - | 6,473 | - | 6,473 | **20,379** | - | **20,379** |
| Tellippalai | 820 | 2,705 | 1,246 | 1,054 | **5,825** | - | - | - | - | **5,825** | - | **5,825** |
| Uduvil | 1,542 | 1,868 | 3,201 | 825 | **7,436** | 1,190 | - | - | 1,190 | **8,626** | - | **8,626** |
| Nedunkerney | 3,318 | 2,414 | 2,360 | 1,626 | **9,718** | - | - | - | - | **9,718** | - | **9,718** |
| Omanthai | | 738 | 572 | 109 | **1,419** | - | 692 | - | 692 | **2,111** | - | **2,111** |
| Vavuniya South (Sinhala) | 706 | | 435 | 570 | **1,711** | - | - | - | - | **1,711** | - | **1,711** |
| Vavuniya | 1,332 | 718 | 1,190 | 755 | **3,995** | - | - | - | - | **3,995** | - | **3,995** |
| Vengalacheddikulam | 396 | 361 | 554 | 723 | **2,034** | 719 | - | - | 719 | **2,753** | - | **2,753** |
| **Total** | **68,976** | **45,160** | **55,846** | **39,548** | **209,530** | **24,178** | **7,731** | **202** | **32,111** | **241,641** | **8,226** | **249,867** |

*Source:- Department of Education, NP*

## Table 9.8. Teachers by DS Division, Functional Grade and type of schools, NP - 2019

| Division | National Schools | | Provincial Schools | | | | Total |
|---|---|---|---|---|---|---|---|
| | 1AB | 1C | 1AB | 1C | II | III | |
| Delft | | - | 57 | 170 | 226 | 37 | 490 |
| Karainagar | 109 | - | 318 | 163 | 223 | 210 | 914 |
| Kayts | - | - | 255 | 124 | 311 | 133 | 823 |
| Velanai | - | - | 156 | 121 | 181 | 119 | 577 |
| Jaffna | - | - | 190 | 120 | 135 | 108 | 552 |
| Kopay | 84 | - | 224 | 168 | 189 | 112 | 693 |
| Nallur | - | - | 327 | 61 | 206 | 136 | 729 |
| Kandawalai | - | - | 47 | 93 | 128 | 33 | 301 |
| Karachchi | - | - | 279 | 145 | 242 | 89 | 755 |
| Pallai | 98 | - | 219 | 64 | 186 | 107 | 576 |
| Poonakary | 110 | - | 265 | 174 | 357 | 211 | 1,007 |
| Madhu | - | - | 26 | 57 | 11 | 22 | 116 |
| Manthai West | - | - | 52 | 36 | 84 | 28 | 200 |
| Mannar | - | - | 101 | 24 | 176 | 71 | 372 |
| Musali | - | - | 108 | - | 33 | 43 | 184 |
| Nanattan | 82 | - | 368 | 217 | 308 | 138 | 1,031 |
| Maritime Pattu | - | - | 120 | 101 | 101 | 84 | 406 |
| Puthukkudiyiruppu | - | - | 87 | - | 128 | 26 | 241 |
| Wellioya | 43 | - | 81 | 148 | 166 | 34 | 429 |
| Chavakachcheri | 351 | - | 173 | 217 | 105 | 43 | 537 |
| Manthai East | 47 | - | 27 | 130 | 88 | 45 | 290 |
| Oddusuddan | - | - | 150 | 36 | 116 | 58 | 360 |
| Thunukkai | - | - | 78 | 147 | 115 | 63 | 402 |
| Karaveddy | - | - | 74 | 55 | 43 | 35 | 207 |
| Maruthankerny | - | - | 115 | 82 | 58 | 75 | 330 |
| Point Pedro | - | - | 129 | 91 | 238 | 70 | 528 |
| Chankanai | - | 36 | 77 | 53 | 82 | 52 | 264 |
| Sandilipay | 352 | - | 381 | 190 | 322 | 100 | 993 |
| Tellippalai | - | - | 88 | 175 | 99 | 87 | 448 |
| Uduvil | 77 | - | 173 | 142 | 227 | 67 | 609 |
| Nedunkerney | - | - | 207 | 159 | 184 | 101 | 650 |
| Omanthai | - | 51 | 43 | 41 | 37 | 6 | 127 |
| Vavuniya South (Sinhala) | - | - | 95 | - | 47 | 39 | 181 |
| Vavuniya South (Tamil) | 54 | - | 57 | 29 | 43 | 49 | 178 |
| Vengalacheddikulam | - | - | 118 | 47 | 104 | 57 | 326 |
| **Total** | **1,407** | **87** | **5,265** | **3,578** | **5,293** | **2,686** | **16,821** |

*Source:- Department of Education, NP*

## Table 9.9. Details of National Schools, NP - 2019

| S.No. | Name of Zone | Name of Division | Name of School | Type | Year Span | No.of Students | No.of Teachers |
|---|---|---|---|---|---|---|---|
| 1 | Jaffna | Jaffna | Jaffna Central College | 1AB | 1 to 13 | 2,036 | 150 |
| 2 | Jaffna | Jaffna | Holy Family Convent | 1AB | 1 to 13 | 1,852 | 88 |
| 3 | Jaffna | Jaffna | Vembadi Girls' High School | 1AB | 6 to 13 | 2,724 | 123 |
| 4 | Jaffna | Nallur | Jaffna Hindu College | 1AB | 6 to 13 | 2,675 | 109 |
| 5 | Thenmarachchi | Chavakachcheri | Chavakachcheri Hindu College. | 1AB | 6 to 13 | 1,542 | 110 |
| 6 | Vadamarachchi | Karaveddy | Nelliady Central College | 1AB | 6 to 13 | 2,113 | 98 |
| 7 | Valikamam | Sandilipay | Manipay Hindu College | 1AB | 6 to 13 | 912 | 84 |
| 8 | Kilinochchi | Karachchi | Kilinochchi Central College | 1AB | 6 to 13 | 1,620 | 82 |
| 9 | Kilinochchi | Poonakary | Mulankavil Maha Vidyalayam | 1AB | 6 to 13 | 910 | 43 |
| 10 | Mannar | Mannar | Sithyvinayagar Hindu College | 1AB | 1 to 13 | 1,382 | 88 |
| 11 | Mannar | Mannar | St Xaviers Boys M.M.V. | 1AB | 1 to 13 | 1,725 | 99 |
| 12 | Mannar | Mannar | St Xaviers Girls College | 1AB | 1 to 13 | 1,589 | 100 |
| 13 | Mannar | Mannar | Al-Azhar M V | 1AB | 1 to 13 | 683 | 64 |
| 14 | Mannar | Musali | Musali Maha Vidyalayam | 1AB | 1 to 13 | 501 | 47 |
| 15 | Vavuniya South | Vavuniya South (Sinhala) | Gamini Maha Vidyalayam | II | 1 to 11 | 202 | 49 |
| 16 | Vavuniya South | Vavuniya South (Sinhala) | Madukantha National School | 1C | 6 to 13 | 566 | 36 |
| 17 | Vavuniya South | Vavuniya South (Tamil) | Rambaikulam Girls M.V | 1AB | 1 to 13 | 2,588 | 126 |
| 18 | Vavuniya South | Vavuniya South (Tamil) | Vavuniya Tamil Madhiya Maha Vidyalayam | 1AB | 1 to 13 | 2,972 | 168 |
| 19 | Vavuniya South | Vavuniya South (Tamil) | Vavuniya Muslim Maha Vidyalayam | 1AB | 1 to 13 | 913 | 58 |
| 20 | Mullaitivu | Maritime Pattu | Vidyananda College | 1AB | 6 to 13 | 1,189 | 77 |
| 21 | Mullaitivu | Welioya | Sampathnuwara M.V. | 1C | 1 to 13 | 698 | 51 |
| 22 | Thunukkai | Thunukkai | Mallavi Central College | 1AB | 6 to 13 | 719 | 54 |
| **Total** | | | | | | **32,111** | **1,904** |

*Source:- Department of Education, NP*

## Table 9.10 Details of Private Schools, NP -2019

| S.No. | Name of Zone | Name of Division | Name of School | Type | Year Span | No.of Students | No.of Teachers | Date of Establishment |
|---|---|---|---|---|---|---|---|---|
| 1 | Valikamam | Chankanai | J/Jaffna College | 1AB | 1-13 | 1,164 | 65 | 1,823 |
| 2 | | Uduvil | J/Uduvil Girls College | 1AB | 1-13 | 1,142 | 71 | 1,824 |
| 3 | Thenmarachchi | Chavakachcheri | J/Nuffieled School | II | 1-11 | 110 | 28 | 1,956 |
| 4 | Jaffna | Jaffna | J/Chundukuli Girls College | 1AB | 1-13 | 1,731 | 73 | 1,896 |
| 5 | | Jaffna | J/St John's College | 1AB | 1-13 | 2,024 | 109 | 1,823 |
| 6 | | Jaffna | J/St Patrick's College | 1AB | 1-13 | 1,901 | 79 | 1,850 |

*Source:- Department of Education, NP*

## Table 9.11. Details of temporarily closed schools, NP - 2019

| S. No | Name of zone | Name of School | Type | Date of Temporarly Close | Reason for Temporarly Closed | If alf any idea to Re-open when |
|---|---|---|---|---|---|---|
| 1 | Jaffna | J/Siruvilan Kanagasabai Vid | III | 02.07.2018 | Lack of students | If students come we'll open the schools |
| 2 | | J/Punnalaikadduvan A.M.T.M.S | III | 02.07.2018 | Lack of students | |
| 3 | | J/Uduvil Holy Rosary RCTMS | III | | Lack of students | |
| 4 | | J/Kankesanthurai Sinhala MV | III | 1992 | due to ethinic war | |
| 5 | Vadamarachchi | J/Polikandy AMTMS | III | 2001 | Lack of students | |
| 6 | | J/Puloly RCTMS | III | 1998 | Lack of students | |
| 7 | | J/Kapputhu Ehampara Vid | III | 2015 | Lack of students | |
| 8 | | J/Karanavai South Vinayagar GTMS | III | 1998 | Lack of students | |
| 9 | | J/Karanavai West Navalar Vid | III | 1998 | Lack of students | |
| 10 | | J/Pokkaruppu GMTS | III | 1997 | Lack of students | |
| 11 | Thenmarachi | J/Eluthumadduval CCTMS | III | 1990 | Lack of students | |
| 12 | | J/Kalvayal Saivaprakasa V | III | 1990 | Lack of students | |
| 13 | | J/Manthuvil GTMS | III | 1992 | Lack of students | |
| 14 | | J/Odduveli AMTMS | III | 1990 | Lack of students | |
| 15 | | J/Sarasalai Saraswathy V | III | 2014 | Lack of students | |
| 16 | | J/Sarasalai GTMS | III | 1990 | Lack of students | |
| 17 | | J/Kerudavil Saraswathy V | III | 1991 | Lack of students | |
| 18 | | J/Varany Station AMTMS | III | 1990 | Lack of students | |
| 19 | | J/Kaithady GTMS | III | 1991 | Lack of students | |
| 20 | Jaffna | J/Anaipanthi Kurunathasamy Vid | III | 1990 | Lack of Students | |
| 21 | | Periyakadai Barathibasha Vid | II | 1990 | Lack of Students | |
| 22 | | J/Sinhala M.V | 1AB | 1990 | Lack of Students | |
| 23 | | J/Mazrudden G.M.M.S. | III | 1990 | Lack of Students | |

| S. No | Name of zone | Name of School | Type | Date of Temporarly Close | Reason for Temporarly Closed | If alf any idea to Re-open when |
|---|---|---|---|---|---|---|
| 24 | Jaffna | J/Van.West G.M.M.S. | III | 1990 | Lack of Students | If students come we'll open the schools |
| 25 | | J/Mohamadeeja Muslim Girla School | III | 1990 | Lack of Students | |
| 26 | | J/Pommaiveli G.T.M.S. | III | 1990 | Lack of Students | |
| 27 | | J/Achchuvely North R.C.T.M.S | III | 1990 | Lack of Students | |
| 28 | | J/Kopay North CCTMS | III | 1990 | Lack of Students | |
| 29 | | J/Pootharmadam GTMS | III | 1990 | Lack of Students | |
| 30 | | J/Urelu CCTMS | III | 1990 | Lack of Students | |
| 31 | | J/Achchuvely Sri Vipasi Vid | III | 1990 | Lack of Students | |
| 32 | Kilinochchi | Kn/Sinhala Maha Vid | 1C | 2009 | No Population | No Idea |
| 33 | | Kn/Kunchukulam Ganesha Vid | III | 2009 | No Population | No Idea |
| 34 | | Kn/Ponnaveli Saivapragasa Vid | III | 2009 | No Population | No Idea |
| 35 | | Kn/Pallavarajankaddu G.T.M.S | III | 2009 | No Population | No Idea |
| 36 | | Kn/Aththai Muththukumarasamy Vid | III | 2009 | No Population | No Idea |
| 37 | | Kn/Cheddiyakurichchi G.T.M.S. | II | 2009 | No Population | No Idea |
| 38 | | Kn/Gowtharimunai G.T.M.S | III | 2009 | No Population | No Idea |
| 39 | | Kn/Thampirai G.T.M.S. | III | 2009 | No Population | No Idea |
| 40 | Mannar | Mn/Sinhala Vidyalayam | II | | Due to Displacement of Sinhalese | |
| 41 | | Mn/Thampapanni GSMS | III | | Due to Displacement of Sinhalese | |
| 42 | Madhu | Mn/Navatkulam RCTMS | III | 2016 | Lack of students | If students come we'll open the schools |
| 43 | | Mn/Aththimoddai GTMS | III | 01.01.2018 | Lack of students | |
| 44 | Thunukkai | Mu/Nayaru GSMS | lll | Befor 2000 | Lack of students | |
| 45 | | Mu/Kokkulai GSMS | lll | Befor 2000 | Lack of students | |
| 46 | | Periyakulam G.T.M.S | III | 2012 | Lack of students | |

| S. No | Name of zone | Name of School | Type | Date of Temporarly Close | Reason for Temporarly Closed | If alf any idea to Re-open when |
|---|---|---|---|---|---|---|
| 47 | Island | Delft Puthukudiyirupu Bharathy Vidyalayam | III | Before 1990 | Dislocation | - |
| 48 | | Delft Maheswary Vidyalayam | II | Before 1990 | Dislocation | - |
| 49 | Island | Karampon Sivakurunatha Vidyalayam | III | 1990 June | Dislocation | - |
| 50 | | Pungudutivu Sri Shanmuganatha Vidyalayam | III | 1991 October | Dislocation | - |
| 51 | | Pungudutivu Ariyanayakan Pulam A.M.T.M Vid | III | 1991 October | Dislocation | - |
| 52 | | Erupiddy A.M.T.M School | III | 1991 October | Dislocation | - |
| 53 | | Kurikadduvan G.T.M.School | III | 1991 October | Dislocation | - |
| 54 | | Pungudutivu Parasakthi Vidyalayam | III | 1991 October | Dislocation | - |
| 55 | | Mandaitivu Karthikesu Vidyalayam | III | 1991 October | Dislocation | - |
| 56 | | Velanai Aaththisudy Vidyalayam | III | 2005 | Dislocation | - |
| 57 | | Mankumpan G.T.Muslim Vidyalayam | III | 1990 June | Dislocation | - |
| 58 | | Elakady A.M.T.M School | III | 1991 April | Dislocation | - |
| 59 | | Karai East A.M.T.M School | III | 1991 April | Dislocation | - |
| 60 | Vavuniya South | Peyadikoolankulam G.T.M.S | III | Before1990 | Displacement | No Idea |
| 61 | | Kovilputhukulam G.S.M.S(BOGASWEWA V.) | III | Before1990 | Displacement | No Idea |
| 62 | | Varikuttiwruwa Vidyalayam | III | Before1990 | Displacement | No Idea |
| 63 | | Kandakulam Thirunavukkarasu Vidyalayam | III | Before1990 | Displacement | No Idea |
| 64 | | Nedunkaraisenai G.T.M.S | III | Before1990 | Displacement | No Idea |
| 65 | | Parayalankulam G.T.M.S | III | Before1990 | Displacement | No Idea |
| 66 | | Periyakadu.G.T.M.S | III | Before1990 | Displacement | No Idea |
| 67 | | Periyapuliyalankulam G.T.M.S | III | Before1990 | Displacement | No Idea |
| 68 | | Puliyadimurippu Somaskantha Vid | III | Before1990 | Displacement | No Idea |
| 69 | | Koolankulam Navalar Vidyalayam | III | Before1990 | Displacement | No Idea |
| 70 | | Kannady GTMS | III | 2018 | Displacement | |

| S. No | Name of zone | Name of School | Type | Date of Temporarly Close | Reason for Temporarly Closed | If alf any idea to Re-open when |
|---|---|---|---|---|---|---|
| 71 | Vavuniya North | V/Ilamaruthankulam GTMS | III | 04.01.2013 | No Students | If students come we'll open the schools |
| 72 | | V/Koliyaakulam GTMS | III | 01.07.2013 | No Students | |
| 73 | | V/Puthuvilankulam GTMS | III | 05.06.2013 | No Students | |
| 74 | | V/Pampaimadu GTMS | II | 01.09.2013 | No Students | |
| 75 | Vavuniya North | V/Koraimoddai GTMS | III | 18.04.2012 | No Students | If students come we'll open the schools |
| 76 | | V/Nochchikulam No.II GTMS | III | 05.02.2014 | No Students | |
| 77 | | V/Vedivaiththakallu GTMS | III | 24.03.2014 | No Students | |
| 78 | | V/Periyadampan Srikanesha Vid | III | 14.03.2012 | No Students | |
| 79 | | V/Periyamadu Ambal Vid | III | 02.03.2018 | No Students | |

*Source:- Department of Education, NP*

**Table 9.12. Detail of Preschools, Teachers and students by Educational Division & Educational Zone, NP–2019**

| # | Education Zone | Division | Preschools | Teachers | Students |
|---|---|---|---|---|---|
| 1 | Jaffna | Jaffna | 53 | 122 | 2,458 |
| | | Kopay | 74 | 156 | 2,353 |
| | | Nallur | 63 | 147 | 2,563 |
| 2 | Valikamam | Chankanai | 55 | 107 | 1,448 |
| | | Sandilipay | 58 | 112 | 1,802 |
| | | Thellipalai | 52 | 92 | 1,190 |
| | | Uduvil | 52 | 91 | 1,226 |
| 3 | Vadamaratchi | Karaveddy | 56 | 94 | 1,134 |
| | | Maruthankerny | 30 | 52 | 612 |
| | | Point Pedro | 51 | 104 | 1,255 |
| 4 | Thenmaratchi | Chavakacheri | 91 | 160 | 1,601 |
| 5 | Island | Delft | 7 | 15 | 126 |
| | | Karainagar | 15 | 32 | 305 |
| | | Kayts | 18 | 35 | 329 |
| | | Velanai | 33 | 57 | 549 |
| 6 | Kilinochchi | Kandavalai | 37 | 99 | 871 |
| | | Karachchi | 95 | 264 | 2,184 |
| | | Pallai | 25 | 53 | 398 |
| | | Poonakary | 55 | 109 | 979 |
| 7 | Mannar | Mannar | 61 | 105 | 1,667 |
| | | Musali | 23 | 31 | 453 |
| | | Nanattan | 37 | 49 | 497 |
| 8 | Madu | Madu | 24 | 29 | 297 |
| | | Manthai west | 43 | 68 | 797 |
| 9 | Vavuniya North | Nedunkerney | 42 | 54 | 536 |
| | | Omanthai | 51 | 64 | 667 |
| 10 | Vavuniya South | Vavuniya South(Sinhala) | 34 | 70 | 694 |
| | | Vavuniya South (Tamil) | 97 | 173 | 2,360 |
| | | Vengalacheddikulam | 50 | 70 | 887 |
| 11 | Mullaithivu | Maritime Pattu | 59 | 107 | 1,180 |
| | | Puthukkudiyiruppu | 48 | 105 | 1,135 |
| | | Welioya | 19 | 36 | 445 |
| 12 | Thunukkai | Manthai East | 22 | 43 | 317 |
| | | Oddusuddan | 40 | 90 | 671 |
| | | Thunukkai | 21 | 53 | 391 |
| **Total** | | | **1,591** | **3,048** | **36,377** |

*Source: Early Childhood Development Unit, Dept. of Education*

**Table 9.13. Detail of Preschools students, Gender by Educational Division & Educational Zone, NP – 2019**

| # | Education Zone | Division | Students | Boys | Girls |
|---|---|---|---|---|---|
| 1 | Jaffna | Jaffna | 2,458 | 1,209 | 1,249 |
| | | Kopay | 2,353 | 1,134 | 1,219 |
| | | Nallur | 2,563 | 1,235 | 1,328 |
| 2 | Valikamam | Chankanai | 1,448 | 750 | 698 |
| | | Sandilipay | 1,802 | 809 | 993 |
| | | Thellipalai | 1,190 | 636 | 554 |
| | | Uduvil | 1,226 | 629 | 597 |
| 3 | Vadamaratchi | Karaveddy | 1,134 | 609 | 525 |
| | | Maruthankerny | 612 | 306 | 306 |
| | | Point Pedro | 1,255 | 645 | 610 |
| 4 | Thenmaratchi | Chavakacheri | 1,601 | 816 | 785 |
| 5 | Island | Delft | 126 | 68 | 58 |
| | | Karainagar | 305 | 149 | 156 |
| | | Kayts | 329 | 169 | 160 |
| | | Velanai | 549 | 264 | 285 |
| 6 | Kilinochchi | Kandavalai | 871 | 381 | 490 |
| | | Karachchi | 2,184 | 1,118 | 1,066 |
| | | Pallai | 398 | 192 | 206 |
| | | Poonakary | 979 | 514 | 465 |
| 7 | Mannar | Mannar | 1,667 | 854 | 813 |
| | | Musali | 453 | 242 | 211 |
| | | Nanattan | 497 | 253 | 244 |
| 8 | Madu | Madu | 297 | 155 | 142 |
| | | Manthai west | 797 | 392 | 405 |
| 9 | Vavuniya North | Nedunkerney | 536 | 263 | 273 |
| | | Omanthai | 667 | 366 | 301 |
| 10 | Vavuniya South | Vavuniya South (Sinhala) | 694 | 378 | 316 |
| | | Vavuniya South (Tamil) | 2,360 | 1,156 | 1,204 |
| | | Vengalacheddikulam | 887 | 409 | 478 |
| 11 | Mullaithivu | Maritime Pattu | 1,180 | 578 | 602 |
| | | Puthukkudiyiruppu | 1,135 | 601 | 534 |
| | | Welioya | 445 | 214 | 231 |
| 12 | Thunukkai | Manthai East | 317 | 171 | 146 |
| | | Oddusuddan | 671 | 338 | 333 |
| | | Thunukkai | 391 | 194 | 197 |
| **Total** | | | **36,377** | **18,197** | **18,180** |

*Source: Early Childhood Development Unit, Dept. of Education*

**Table 9.14. Detail of Preschool Medium by Educational Division & Educational Zone, NP – 2019**

| # | Education Zone | Division | Tamil | Sinhala |
|---|---|---|---|---|
| 1 | Jaffna | Jaffna | 40 | - |
| | | Kopay | 85 | - |
| | | Nallur | 61 | 1 |
| 2 | Valikamam | Chankanai | 52 | - |
| | | Sandilipay | 52 | - |
| | | Thellipalai | 48 | - |
| | | Uduvil | 52 | - |
| 3 | Vadamaratchi | Karaveddy | 52 | - |
| | | Maruthankerny | 29 | - |
| | | Point Pedro | 50 | - |
| 4 | Thenmaratchi | Chavakacheri | 86 | - |
| 5 | Island | Delft | 7 | - |
| | | Karainagar | 15 | - |
| | | Kayts | 18 | - |
| | | Velanai | 33 | - |
| 6 | Kilinochchi | Kandavalai | 37 | - |
| | | Karachchi | 95 | - |
| | | Pallai | 25 | - |
| | | Poonakary | 55 | - |
| 7 | Mannar | Mannar | 60 | - |
| | | Musali | 23 | - |
| | | Nanattan | 36 | - |
| 8 | Madu | Madu | 24 | - |
| | | Manthai west | 43 | - |
| 9 | Vavuniya North | Nedunkerney | 42 | - |
| | | Omanthai | 51 | - |
| 10 | Vavuniya South | Vavuniya South (Sinhala) | - | 31 |
| | | Vavuniya South (Tamil) | 95 | - |
| | | Vengalacheddikulam | 50 | - |
| 11 | Mullaithivu | Maritime Pattu | 59 | - |
| | | Puthukkudiyiruppu | 48 | - |
| | | Welioya | - | 19 |
| 12 | Thunukkai | Manthai East | 22 | - |
| | | Oddusuddan | 40 | - |
| | | Thunukkai | 21 | - |
| **Total** | | | **1,506** | **51** |

*Source: Early Childhood Development Unit, Dept. of Education*

**Table 9.15 Detail of Moral Education Schools (Religious School) - 2019**
**Buddhist/Hindu/Islam/ Christians**

| S.No. | District | Name of the DS Division | No of Moral Education Schools | No of Students | No of Teachers |
|---|---|---|---|---|---|
| 1 | Jaffna | Delft | 9 | 389 | 36 |
| | | Islands South | 21 | 1,170 | 102 |
| | | Islands North | 16 | 1,174 | 93 |
| | | Karainagar | 8 | 370 | 13 |
| | | Thenmaradchi | 31 | 1,386 | 109 |
| | | Jaffna | 22 | 3,341 | 213 |
| | | Nallur | 32 | 1,898 | 126 |
| | | Valikamam North | 27 | 891 | 104 |
| | | Valikamam East | 23 | 1,514 | 105 |
| | | Valikamam South | 32 | 1,708 | 131 |
| | | Valikamam West | 18 | 1,122 | 72 |
| | | Valikamam South West | 36 | 2,390 | 217 |
| | | Vadamaradchy South West | 18 | 708 | 68 |
| | | Vadamaradchy North | 24 | 1,709 | 127 |
| | | Vadamaradchy East | 12 | 738 | 62 |
| | **Sub Total** | | **329** | **20,508** | **1,578** |
| 2 | Kilinochchi | Karachchi | 45 | 2,900 | 106 |
| | | Kandawalai | 8 | 1,200 | 18 |
| | | Pallai | 14 | 950 | 46 |
| | | Poonagary | 7 | 550 | 16 |
| | **Sub Total** | | **74** | **5,600** | **186** |
| 3 | Mullaitivu | Maritimepattu | 22 | 1,964 | 132 |
| | | Puthukkudiyiruppu | 23 | 1,540 | 80 |
| | | Oddusuddan | 24 | 1,688 | 84 |
| | | Thunukkai | 23 | 1,244 | 48 |
| | | Manthai East | 6 | 203 | 10 |
| | | Welioya | 26 | 1,994 | 167 |
| | **Sub Total** | | **124** | **8,633** | **521** |
| 4 | Mannar | Mannar Town | 23 | 1,266 | 50 |
| | | Nanaddan | 13 | 444 | 21 |
| | | Musali | 3 | 64 | 4 |
| | | Manthai West | 24 | 875 | 53 |
| | | Madhu | 18 | 858 | 30 |
| | **Sub Total** | | **81** | **3,507** | **158** |
| 5 | Vavuniya | Vavuniya | 65 | 2,755 | 115 |
| | | Vavuniya South | 24 | 3,827 | 296 |
| | | Vavuniya North | 44 | 3,054 | 260 |
| | | Vengalacheddikulam | 35 | 5,340 | 416 |
| | **Sub Total** | | **168** | **14,976** | **1,087** |
| | **Total** | | **776** | **53,224** | **3,530** |

*Source:- District Secretariats, NP*

## Teritary Education

### Table 9.16. Details of Academic Staff and Undergraduates, University of Jaffna – 2019

| S.No | Name of the Faculty | Name of the Degree | Year of Study | No.of Students | | | No.of Lectures | |
|---|---|---|---|---|---|---|---|---|
| | | | | Boys | Girls | Total | Permanent | Temporary |
| 1 | Medicine | MBBS | 1st Year | 58 | 92 | **150** | 45 | 6 |
| | | | 2nd Year | 49 | 87 | **136** | | |
| | | | 3rd Year | 64 | 77 | **141** | | |
| | | | 4th Year | 59 | 80 | **139** | | |
| | | | 5th Year | 54 | 74 | **128** | | |
| | | B.Sc in Nursing | 1st Year | 28 | 35 | **63** | 4 | 0 |
| | | | 2nd Year | 16 | 17 | **33** | | |
| | | | 3rd Year | 10 | 20 | **30** | | |
| | | | 4th Year | 5 | 11 | **16** | | |
| | | B.Sc in Pharmacy | 1st Year | 15 | 44 | **59** | 4 | 0 |
| | | | 2nd Year | 11 | 13 | **24** | | |
| | | | 3rd Year | 8 | 18 | **26** | | |
| | | | 4th Year | 7 | 11 | **18** | | |
| | | B.Sc in Medical Laboratory Science | 1st Year | 17 | 45 | **62** | 4 | 4 |
| | | | 2nd Year | 10 | 27 | **37** | | |
| | | | 3rd Year | 3 | 20 | **23** | | |
| | | | 4th Year | 12 | 14 | **26** | | |
| 2 | Engineering | B.Sc in Engineering | 1st Year | 94 | 30 | **124** | 30 | 30 |
| | | | 2nd Year | 58 | 17 | **75** | | |
| | | | 3rd Year | 40 | 8 | **48** | | |
| | | | 4th Year | 38 | 16 | **54** | | |

| | | | | | | | | |
|---|---|---|---|---|---|---|---|---|
| 3 | Science | B.Sc in Physical Science | 1st Year | 149 | 98 | **247** | 39 | 39 |
| | | | 2nd Year | 142 | 105 | **247** | | |
| | | | 3rd Year | 142 | 103 | **245** | | |
| | | | 4th Year | 112 | 91 | **203** | | |
| | | B.Sc in Biological Science | 1st Year | 35 | 63 | **98** | 27 | 26 |
| | | | 2nd Year | 23 | 63 | **86** | | |
| | | | 3rd Year | 38 | 46 | **84** | | |
| | | | 4th Year | 27 | 67 | **94** | | |
| | | B.Sc in Computer Science | 1st Year | 36 | 13 | **49** | 10 | 10 |
| | | | 2nd Year | 30 | 13 | **43** | | |
| | | | 3rd Year | 31 | 12 | **33** | | |
| | | | 4th Year | 29 | 6 | **35** | | |
| 4 | Agriculture | B.Sc in Agriculture Science | 1st Year | 23 | 73 | **96** | 34 | 28 |
| | | | 2nd Year | 28 | 68 | **96** | | |
| | | | 3rd Year | 28 | 52 | **80** | | |
| | | | 4th Year | 31 | 50 | **81** | | |
| 5 | Siddha Medicine | BSMS | 1st Year | 19 | 48 | **67** | 16 | 11 |
| | | | 2nd Year | 4 | 29 | **33** | | |
| | | | 3rd Year | 10 | 36 | **46** | | |
| | | | 4th Year | 8 | 38 | **46** | | |
| | | | 5th Year | 9 | 30 | **39** | | |
| 6 | Management | B.B.A | 1st Year | 106 | 213 | **319** | 41 | 23 |
| | | | 2nd Year | 123 | 173 | **296** | | |
| | | | 3rd Year | 106 | 186 | **292** | | |
| | | | 4th Year | 146 | 153 | **299** | | |
| | | B.Com | 1st Year | 41 | 54 | **95** | 7 | 4 |
| | | | 2nd Year | 46 | 59 | **105** | | |
| | | | 3rd Year | 41 | 38 | **79** | | |
| | | | 4th Year | 41 | 60 | **101** | | |

| | | | | | | | | |
|---|---|---|---|---|---|---|---|---|
| 7 | Arts | B.A | 1st Year | 135 | 535 | **670** | 81 | 0 |
| | | | 2nd Year | 166 | 575 | **741** | | |
| | | | 3rd Year | 99 | 412 | **511** | | |
| | | | 4th Year | 108 | 300 | **408** | | |
| | | LL.B | 1st Year | 12 | 38 | **50** | 7 | 0 |
| | | | 2nd Year | 10 | 40 | **5094** | | |
| | | | 3rd Year | 4 | 43 | **47** | | |
| | | | 4th Year | 7 | 49 | **56** | | |
| | | B.A in Trans Stu. | 1st Year | 2 | 23 | **25** | 2 | 0 |
| | | | 2nd Year | 4 | 20 | **24** | | |
| 8 | Technology | ET | 1st Year | 102 | 7 | **109** | 7 | 13 |
| | | | 2nd Year | 17 | 93 | **110** | | |
| | | BST | 1st Year | 23 | 86 | **109** | 7 | 12 |
| | | | 2nd Year | 33 | 75 | **108** | | |
| 9 | Arts (BFA) | Dance | 1st Year | 1 | 69 | **70** | 31 | 18 |
| | | | 2nd Year | 0 | 73 | **73** | | |
| | | | 3rd Year | 1 | 70 | **71** | | |
| | | | 4th Year | 4 | 65 | **69** | | |
| | | Music | 1st Year | 10 | 83 | **93** | | |
| | | | 2nd Year | 5 | 51 | **56** | | |
| | | | 3rd Year | 13 | 56 | **69** | | |
| | | | 4th Year | 6 | 83 | **89** | | |
| | | Art & Design | 1st Year | 6 | 27 | **33** | | |
| | | | 2nd Year | 12 | 19 | **31** | | |
| | | | 3rd Year | 16 | 11 | **27** | | |
| | | | 4th Year | 20 | 7 | **27** | | |
| **Total** | | | | **3,076** | **5,706** | **13,816** | **396** | **224** |

*Source : University of Jaffna, Sri Lanka*

## Table 9.17 Details of Lectures, Students and Courses in Advanceed Technical Institute, Jaffna - 2019

| S.No | Name of the Courses | Name of Diploma | No.of Students | | No.of Lectures | |
|---|---|---|---|---|---|---|
| | | | Male | Female | Permanent | Visiting |
| 1 | Higher National Diploma in Accountancy – Full Time | Higher National Diploma | 102 | 287 | 5 | 2 |
| 2 | Higher National Diploma in Accountancy – Part Time | Higher National Diploma | 98 | 185 | | 2 |
| 3 | Higher National Diploma in Management – Full Time | Higher National Diploma | 45 | 110 | 3 | 2 |
| 4 | Higher National Diploma in Information Technology – Full Time | Higher National Diploma | 60 | 82 | 4 | 8 |
| 5 | Higher National Diploma in Information Technology – Part Time | Higher National Diploma | 40 | 36 | | 7 |
| 6 | Higher National Diploma in English – Full Time | Higher National Diploma | 12 | 92 | 4 | 4 |
| 7 | Higher National Diploma in English – Part Time | Higher National Diploma | 25 | 52 | | 4 |
| 8 | Higher National Diploma in Civil Engineering – Full Time | Higher National Diploma | 213 | 34 | 2 | 11 |
| 9 | Higher National Diploma in Electrical Engineering – Full Time | Higher National Diploma | 189 | 46 | 6 | 7 |
| 10 | Higher National Diploma in Tourism & Hospitality Management – Full Time | Higher National Diploma | 33 | 36 | 2 | 3 |
| 11 | Higher National Diploma in Quantity Surveying – Full Time | Higher National Diploma | 67 | 43 | 1 | 4 |
| **Total** | | | **884** | **1,003** | **27** | **54** |

*Source - Advance Technical Institute, Jaffna*

**Table 9.18. Details of Lectures, Students and Courses, National College of Education, Jaffna - 2019**

| S.No | Name of the Courses | Name of Diploma | No.of Students | | No.of Permanent Lectures |
|---|---|---|---|---|---|
| | | | Male | Female | |
| 1 | Primary Education | National Diploma in Teaching | 24 | 128 | 55 |
| 2 | Science - Tamil Medium | National Diploma in Teaching | 33 | 89 | |
| 3 | Science - English Medium | National Diploma in Teaching | 5 | 38 | |
| 4 | Mathematics - Tamil Medium | National Diploma in Teaching | 48 | 68 | |
| 5 | Mathematics - English Medium | National Diploma in Teaching | 4 | 28 | |
| 6 | English | National Diploma in Teaching | 16 | 87 | |
| 7 | Art | National Diploma in Teaching | 22 | 29 | |
| 8 | Dance | National Diploma in Teaching | 1 | 54 | |
| 9 | Music | National Diploma in Teaching | 1 | 62 | |
| 10 | Special Education | National Diploma in Teaching | 19 | 19 | |
| **Total** | | | **173** | **602** | **55** |

*Source - National College of Education, Kopay*

**Table 9.19. Details of Lectures, Students and Courses, University College of Jaffna - 2019**

| S.No | Course Name | NVQ Level | No of Students | | | | | | Total No of Students | | No of Lectures | | | Total No of Lectures |
|---|---|---|---|---|---|---|---|---|---|---|---|---|---|---|
| | | | Batch - II | | Batch - III | | Batch - IV | | | | | | | |
| | | | Boys | Girls | Boys | Girls | Boys | Girls | | | Permanent | Demonstrator | Visiting | |
| 1 | Construction Technology | 5& 6 | 18 | 8 | 18 | 4 | 24 | 4 | 60 | 16 | 3 | - | - | 3 |
| 2 | Building Services Technology | 5& 6 | 19 | 2 | 27 | 1 | 28 | 4 | 74 | 7 | 2 | 1 | | 3 |
| 3 | Cosmetology | 5& 6 | 0 | 10 | 0 | 20 | 0 | 17 | 0 | 47 | 2 | 1 | 3 | 6 |
| 4 | Farm Machinery Technology | 5& 6 | 7 | 5 | 7 | 8 | 11 | 12 | 25 | 25 | 2 | 1 | 2 | 5 |
| 5 | Food Technology | 5& 6 | 8 | 14 | 7 | 18 | 8 | 21 | 23 | 53 | 3 | 1 | 2 | 6 |
| 6 | Hospitality Management | 5& 6 | 7 | 11 | 9 | 8 | 8 | 19 | 24 | 38 | 3 | | 2 | 5 |
| 7 | Production Technology | 5& 6 | 11 | 0 | 22 | 2 | 14 | 2 | 47 | 4 | 3 | | 1 | 4 |
| 8 | Mechatronics Technology | 5& 6 | 18 | 0 | 21 | 2 | 25 | 0 | 64 | 2 | 2 | 1 | | 3 |
| 9 | Interdisciplinary Department | | | | | | | | | | 1 | 2 | 1 | 4 |
| **Total** | | **0** | **88** | **50** | **111** | **63** | **118** | **79** | **317** | **192** | **21** | **7** | **11** | **39** |

*Source - University College of Jaffna, Sri Lanka*

# Chapter - 10

# Sports

## Table 10.1. Registered Sports Clubs and Members by District, NP - 2019

| S.No | Name of District | No of Registered Sports Clubs | No of Members in the Club | No of Sports Clubs with Own Playground |
|---|---|---|---|---|
| 1 | Jaffna | 401 | 17,360 | 87 |
| 2 | Kilinochchi | 81 | 3,708 | 7 |
| 3 | Mullaitivu | 105 | 3,878 | 7 |
| 4 | Mannar | 101 | 4,958 | 38 |
| 5 | Vavuniya | 100 | 4,608 | 1 |
| **Toatal** | | **788** | **34,512** | **140** |

*Source :- Department of Sports, NP*

## Table 10.2. Registered Sports Clubs by DS Division, Members and own playground, NP - 2019

**District :-** **Jaffna**

| S.No | Name of DS Division | No of Registered Sports Clubs | No of Members in the Club | No of Sports Clubs with Own Playground |
|---|---|---|---|---|
| 1 | Jaffna | 21 | 750 | 5 |
| 2 | Delft | 8 | 634 | |
| 3 | Kayts | 8 | 269 | 1 |
| 4 | Karainagar | 14 | 735 | 3 |
| 5 | Velanai | 19 | 749 | 3 |
| 6 | Chankanai | 29 | 1,263 | 2 |
| 7 | Tellippalai | 39 | 1,333 | 2 |
| 8 | Nallur | 18 | 1,160 | 8 |
| 9 | Kopay | 49 | 1,970 | 12 |
| 10 | Karaveddy | 42 | 1,583 | 21 |
| 11 | Sandilipay | 20 | 816 | 5 |
| 12 | Point Pedro | 21 | 924 | 2 |
| 13 | Maruthankerny | 25 | 1,312 | 20 |
| 14 | Uduvil | 37 | 1,768 | 2 |
| 15 | Chavakacheri | 51 | 2,094 | 1 |
| **Toatal** | | **401** | **17,360** | **87** |

**District :-** **Kilinochchi**

| S.No | Name of DS Division | No of Registered Sports Clubs | No of Members in the Club | No of Sports Clubs with Own Playground |
|---|---|---|---|---|
| 1 | Karachchi | 32 | 1,691 | - |
| 2 | Kandawalai | 10 | 437 | 7 |
| 3 | Poonagary | 21 | 921 | - |
| 4 | Pallai | 18 | 659 | - |
| **Toatal** | | **81** | **3,708** | **7** |

*Source :- Department of Sports, NP*

**District :- Mannar**

| S.No | Name of DS Division | No of Registered Sports Clubs | No of Members in the Club | No of Sports Clubs with Own Playground |
|---|---|---|---|---|
| 1 | Mannar Town | 36 | 1,598 | 21 |
| 2 | Manthai West | 20 | 1,489 | 5 |
| 3 | Madhu | 4 | 114 | 4 |
| 4 | Musali | 17 | 736 | - |
| 5 | Naanaddan | 24 | 1,021 | 8 |
| **Toatal** | | **101** | **4,958** | **38** |

*Source :- Department of Sports, NP*

**District :- Mullaitivu**

| S.No | Name of DS Division | No of Registered Sports Clubs | No of Members in the Club | No of Sports Clubs with Own Playground |
|---|---|---|---|---|
| 1 | Manthai East | 10 | 409 | - |
| 2 | Thunukkai | 20 | 464 | - |
| 3 | Puthukkudiyiruppu | 26 | 971 | - |
| 4 | Oddusuddan | 15 | 730 | 6 |
| 5 | Maritime Pattu | 27 | 1,160 | 1 |
| 6 | Weli Oya | 7 | 144 | - |
| **Toatal** | | **105** | **3,878** | **7** |

**District :- Vavuniya**

| S.No | Name of DS Division | No of Registered Sports Clubs | No of Members in the Club | No of Sports Clubs with Own Playground |
|---|---|---|---|---|
| 1 | Vavuniya | 53 | 2,192 | - |
| 2 | Nedunkerny | 13 | 438 | **1** |
| 3 | Cheddikulam | 23 | 1,140 | - |
| 4 | Vavuniya South | 11 | 298 | - |
| **Toatal** | | **100** | **4,068** | **1** |

*Source :- Department of Sports, NP*

## Table 10.3. Medals Comparison in National Sports Festival, NP – 2019

| S.No | Events | 2017 | 2018 | 2019 |
|---|---|---|---|---|
| 1 | Foot ball | 1Bronze | …… | 1 Gold |
| 2 | Basket ball | 1Silver | 1 Silver | 1 Silver |
| | | 1Bronze | 1 Bronze | 1 Silver |
| 3 | Boxing | 1 Silver | 2 Silver | |
| | | 6 Bronze | 4 Bronze | 3Bronze |
| 4 | Weight Lifting | 1 Gold | 1 Gold | 1 Gold |
| | | | | 2 Silver |
| | | 1 Bronze | 2 Bronze | 2 Bronze |
| 5 | Body building-Men | 1 Bronze | 1 Silver | …… |
| 6 | Karate-Men | 1 Bronze | …… | …… |
| 7 | Kabaddy | …… | …… | 1 Bronze |
| 8 | Athletic | 1 Gold | 2 Silver | 1 Gold |
| | | …… | 5th | 1 Silver |
| 9 | Triathlon | 1 Gold | 5th | …… |
| 10 | Carrom-team Women | 1 Bronze | 1 Bronze | …… |
| | Carrom-Doubles Women | …… | 1 Bronze | 2 Bronze |
| 11 | Carrom-Individual Women | 1 Bronze | 1 Bronze | 1 Silver |
| 12 | Taekwondo Women | | 1 Gold | …… |
| | | 1 Gold | 1 Bronze | |
| 13 | Wushu Men | …… | 1 Bronze | 1 Bronze |
| 14 | Cricket Women | 1 Gold | 1 Bronze | …… |
| | Cricket men | …… | …… | 1 Silver |
| 15 | Tug of War Women | …… | 1 Bronze | …… |
| 16 | Cycle Race- team Women | Champion | 1 Silver | 1 Silver<br>1 Bronze |
| **Total Medals** | | **20** | **23** | **21** |

*Source :- Department of Sports, NP*

# Road & Transport

## Chapter - 11

## Table: 11.1 Information on “A" & "B” Class Roads by District, NP

| District | "A" Class of Roads (Km) | "B" Class of Roads (Km) | Total Length (Km) |
|---|---|---|---|
| Jaffna | 279.73 | 218.46 | **498.19** |
| Kilinochchi | 112.05 | 50.18 | **162.23** |
| Mullaitivu | 99.92 | 101.83 | **201.75** |
| Vavuniya | 128.91 | 57.71 | **186.62** |
| Mannar | 113.03 | 91.28 | **204.31** |
| **Total** | **733.64** | **519.46** | **1,253.10** |

*Source: Road Development Authority, NP*

## Table: 11.2 Information on " C " Class Roads By District, NP

| District | Carpeted Length | Tarred Length | Concreted Length | Gravelled or earth Length | Total Length (Km) |
|---|---|---|---|---|---|
| Jaffna | 9.61 | 497.33 | 1.71 | 35.30 | **543.95** |
| Kilinochchi | 24.22 | 74.60 | 16.67 | 218.76 | **334.25** |
| Mannar | 39.71 | 203.73 | 8.35 | 57.41 | **309.20** |
| Mullaitivu | 52.08 | 88.87 | 2.97 | 246.03 | **389.95** |
| Vavuniya | 14.15 | 337.87 | 1.00 | 41.58 | **394.60** |
| **Total** | **139.77** | **1,202.40** | **30.70** | **599.08** | **1,971.95** |

*Source: Department of Road Development, NP*

## Table: 11.3 Information on " D " Class Roads By District, NP

| District | Carpeted Length | Tarred Length | Concreted Length | Gravelled or earth Length | Total Length (km) |
|---|---|---|---|---|---|
| Jaffna | | 30.55 | | 14.50 | **45.05** |
| Kilinochchi | | 14.68 | 5.32 | 6.75 | **26.75** |
| Mannar | | 19.70 | 0.30 | 5.80 | **25.80** |
| Mullaitivu | | 3.43 | | 13.62 | **17.05** |
| Vavuniya | | 19.63 | | 13.77 | **33.40** |
| **Total** | **-** | **87.99** | **5.62** | **54.44** | **148.05** |

*Source: Department of Road Development, NP*

## Table 11.4 Information on Rural Roads by District, NP

| District | No of Rural Roads | Length |
|---|---|---|
| Munipal Council | 438 | 170.85 |
| Jaffna | 7,402 | 3,302.93 |
| Kilinochchi | 2,294 | 2,787.43 |
| Mullaitivu | 2,231 | 2,378.42 |
| Vavuniya | 2,438 | 1,906.71 |
| Mannar | 2,349 | 1,121.53 |
| **Total** | **17,152** | **11,667.87** |

## Table: 11.5 Detail of Rural Roads, NP

| District | Local Authorities | Length Rural Road (Km) |
|---|---|---|
| Jaffna | Municipal Council Jaffna | 158.2 |
| | Valvettithurai UC | 46.65 |
| | Chavakachcheri UC | 101.49 |
| | Pointpedro UC | 39.86 |
| | Velanai PS(Isaland South) | 241.4 |
| | Kayts PS (Island North) | 94.8 |
| | Delft PS | 87.98 |
| | Nallur PS | 108 |
| | Karainagar PS | 80.6 |
| | Valikamam South West PS | 156.5 |
| | Valikamam West PS | 172.1 |
| | Valikamam South PS | 177.51 |
| | Valikamam North PS | 185.7 |
| | Valikamam East PS | 300.99 |
| | Chava PS | 583.46 |
| | Vadamaradchi South West PS | 177.6 |
| | Pointpedro PS | 327.22 |
| **Sub Total** | | **3,040.06** |
| Kilinochchi | Karachchi Pradeshiya Sabha | 1712 |
| | Poonakari Pradeshiya Sabha | 358.4 |
| | Pachchilaipalli Pradeshiya Sabha | 158.15 |
| **Sub Total** | | **2,228.55** |
| Mannar | Mannar Pradeshiya Sabha | 200.96 |
| | Nanattan Pradeshiya Sabha | 228.56 |
| | Musali Pradeshiya Sabha | 176.3 |
| | Manthai West Pradeshiya Sabha | 216.8 |
| | Mannar Urban Council | 97.5 |
| **Sub Total** | | **920.12** |
| Mullaitivu | Thunukkai Pradeshiya Sabha | 160.15 |
| | Maritimepattu Pradeshiya Sabha | 659.66 |
| | Manthai East Pradeshiya Sabha | 181.48 |
| | Puthukkudiyiruppu Pradeshiya Sabha | 389.5 |
| **Sub Total** | | **1,390.79** |
| Vavuniya | Urban Council, Vavuniya | 97.47 |
| | Vavuniya South Tamil Pradeshiya Sabha | 655.74 |
| | Vavuniya South Singala Pradeshiya Sabha | 256.07 |
| | Vavuniya North Pradeshiya Sabha | 379.53 |
| | Vengalacheddikulam Pradeshiya Sabha | 315.95 |
| **Sub Total** | | **1,704.76** |
| **Total** | | **9,284.28** |

*Source: Dept.of Local Government*

## Table: 11.6 Information on Major Roads by District, NP

### 11.6.1 Major Roads in Jaffna District

| S.No. | Road No. | Name of the Road | Length (Km) | | Full Length (Km) |
|---|---|---|---|---|---|
| | | | From | To | |
| | | **"A" Class Roads** | | | |
| 1 | AA 009 | Kandy - Jaffna Road | 288.00 | 321.00 | 32.99 |
| 2 | AA 032 | Navatkuli-Kerativu-Mannar Road | 0 | 17.12 | 17.12 |
| 3 | AB 016 | Jaffna - Kankesanthurai Road | 0 | 18.49 | 18.49 |
| 4 | AB 017 | Jaffna - Manipay - Karainagar Road | 0 | 27.19 | 27.19 |
| 5 | AB 018 | Jaffna - Palaly Road | 0 | 17.31 | 17.31 |
| 6 | AB 019 | Jaffna - Pannai - Kayts Road | 0 | 20.30 | 20.30 |
| 7 | AB 020 | Jaffna - Point pedro Road | 0 | 33.78 | 33.78 |
| 8 | AB 021 | Jaffna - Ponnalai - Point pedro Road | 0 | 55.36 | 55.36 |
| 9 | AB 031 | Puloly - Kodikamam - Kachchai Road | 0 | 18.91 | 18.91 |
| 10 | AB 032 | Puttur - Meesalai Road | 0 | 13.68 | 13.68 |
| 11 | AB 039 | Valukkaiaru - Pungudutivu - Kurikadduwan Road | 0 | 24.54 | 24.54 |
| | | **Total** | | | **279.67** |
| | | **"B" Class Roads** | | | |
| 1 | B 013 | Alvai - Nelliady - Thunnalai Road | 0 | 8.53 | 8.53 |
| 2 | B 030 | Approach road to public buildings | 0 | 3.15 | 3.15 |
| 3 | B 033 | Avarangal - Thondamanaru Road | 0 | 6.03 | 6.03 |
| 4 | B 074 | Chavakachcheri - Kachchai Road | 0 | 6.44 | 6.44 |
| 5 | B 075 | Chavakachcheri - Puloly Road | 0 | 19.31 | 19.31 |
| 6 | B 076 | Chavakachcheri - Thanankilappu Road | 0 | 3.62 | 3.62 |
| 7 | B 080 | Chundukuli - Colombothurai Road | 0 | 2.56 | 2.56 |
| 8 | B 081 | Chunnakam Power Station Road | 0 | 0.16 | 0.16 |
| 9 | B 165 | Kachcheri Beach Fort Road | 0 | 3.62 | 3.62 |
| 10 | B 170 | Kadduvan - Mallakam - Chankanai Road | 0 | 11.26 | 11.26 |
| 11 | B 171 | Kadduvan - Myliddy | 0 | 3.72 | 3.72 |
| 12 | B 192 | Kandasamy Kovil - Kaluthaipiddy Road | 0 | 3.38 | 3.38 |
| 13 | B 193 | Kandasamy Kovil - Nachchimar Kovil Road | 0 | 2.43 | 2.43 |
| 14 | B 197 | Karainagar Circular Road | 0 | 6.77 | 6.77 |
| 15 | B 198 | Karaiyoor Reclamation Road | 0 | 3.05 | 3.05 |
| 16 | B 203 | Katpaha Pillaiyar Kovil Road | 0 | 1.61 | 1.61 |
| 17 | B 230 | Kokuvil - Vaddukoddai Road | 0 | 8.45 | 8.45 |
| 18 | B 268 | Manipay - Kaithady Road | 0 | 13.68 | 13.68 |
| 19 | B 276 | Mathagal - Pandatherippu - Sambilithurai Road | 0 | 6.62 | 6.62 |
| 20 | B 277 | Maviddapuram - Keerimalai Road | 0 | 2.94 | 2.94 |
| 21 | B 305 | Nallur - Oddumadam Road | 0 | 2.41 | 2.41 |
| 22 | B 314 | Naval Camp | 0 | 0.30 | 0.30 |
| 23 | B 315 | Navanthurai - Oddumadam Road | 0 | 1.21 | 1.21 |
| 24 | B 370 | Point Pedro East Coast Road | 0 | 3.95 | 3.95 |
| 25 | B 371 | Point Pedro - Maruthankerny Road | 0 | 12.99 | 12.99 |
| 26 | B 380 | Puttur - Kantharodai Road | 0 | 12.47 | 12.47 |
| 27 | B 398 | Sandilipay - Senthankulam Road | 0 | 7.72 | 7.72 |
| 28 | B 399 | Sangilithoppu - Chemmany Road | 0 | 3.43 | 3.43 |
| 29 | B 414 | Thavady - Suthumalai Road | 0 | 2.62 | 2.62 |
| 30 | B 417 | Thondamanaru - Vallai - Thunnalai Road | 0 | 12.87 | 12.87 |
| 31 | B 418 | Thondamanaru - Uupiddy Road | 0 | 2.70 | 2.70 |
| 32 | B 420 | Thampalai - Valalai Road | 0 | 4.83 | 4.83 |
| 33 | B 436 | Vaddukoddai - Moolai Road | 0 | 2.82 | 2.82 |
| 34 | B 437 | Vallai - Tellipalai - Araly Road | 0 | 27.44 | 27.44 |
| 35 | B 438 | Vallai - Udupiddy - Valvettithurai Road | 0 | 5.63 | 5.63 |
| 36 | B 441 | Velanai - Kayts Road | 0 | 6.77 | 6.77 |
| | | **Total** | | | **227.49** |

*Source: Road Development Authority*

## Table 11.6.2 Major Roads in Kilinochchi District

| S.No. | Road No. | Name of the Road | Length (Km) | | Full Length (Km) |
|---|---|---|---|---|---|
| | | | From | To | |
| | | **"A" Class Roads** | | | |
| 1 | AA009 | Kandy - Jaffna Road | 242.30 | 288.00 | 45.07 |
| 2 | AA032 | Navatkuli - Kerativu - Mannar Road | 17.12 | 61.74 | 44.62 |
| 3 | AA035 | Paranthan - Karachchi - Mullaitivu Road | 0.00 | 21.72 | 21.72 |
| | | **Sub Total** | | | **111.41** |
| | | **"B" Class Roads** | | | |
| 1 | B357 | Paranthan - Poonakary Road | 0.00 | 25.74 | 25.74 |
| 2 | B371 | Point Pedro - Maruthankerny Road | 15.00 | 30.96 | 15.96 |
| 3 | B402 | Soranpottu - Thalayady Road | 0.00 | 7.48 | 7.48 |
| | | **Sub Total** | | | **49.18** |

*Source: Road Development Authority*

## Table: 11.6.3 Major Roads in Mannar District

| S.No. | Road No. | Name of the Road | Length (KM) | | Full Length (km) |
|---|---|---|---|---|---|
| | | | From | To | |
| | | **"A" Class Roads** | | | |
| 1 | A014 | Madawachchiya - Mannar - Thalaimannar Road | 43.40 | 114.80 | 71.40 |
| 2 | A032 | Navatkuli - Kerativu - Mannar Road | 55.70 | 98.40 | 42.70 |
| | | **Sub Total** | | | **114.10** |
| | | **"B" Class Roads** | | | |
| 1 | A030 | Approach Road to Public Buildings | 0.00 | 3.90 | 3.90 |
| 2 | B119 | Erukkalampiddy Causeway | 0.00 | 0.80 | 0.80 |
| 3 | B269 | Mankulam - Vellankulam Road | 29.80 | 37.80 | 8.00 |
| 4 | B270 | Mannar Market - St.Sebastian Hospital Road | 0.00 | 2.03 | 2.03 |
| 5 | B299 | Murunkan - Chilawathurai Road | 0.00 | 15.20 | 15.20 |
| 6 | B301 | Nadukuda Road | 0.00 | 2.40 | 2.40 |
| 7 | B352 | Pallimunai Road | 0.00 | 1.29 | 1.29 |
| 8 | B378 | Puliyankulam - Madhu Road | 0.00 | 10.80 | 10.80 |
| 9 | B403 | Nanaddan - Arippu Road | 12.90 | 19.70 | 6.80 |
| 10 | B403 | Thallady - Vankalai - Nanaddan Road | 0.00 | 12.90 | 12.90 |
| 11 | B403 | Arippu - Marichchukaddy Road | 19.70 | 46.70 | 27.00 |
| | | **Sub Total** | | | **91.12** |

*Source:Road Development Authority*

## Table 11.6.3 Major Roads in Mullaitivu District

| S.No. | Road No. | Name of the Road | Length (Km) | | Full Length (Km) |
|---|---|---|---|---|---|
| | | | From | To | |
| | | **"A" Class Roads** | | | |
| 1 | AA009 | Kandy - Jaffna Road | 222.04 | 242.30 | 20.26 |
| 2 | AA034 | Mankulam - Mullaitivu Road | 0.00 | 49.25 | 49.25 |
| 3 | AA035 | Paranthan - Karachchi - Mullaitivu Road | 21.72 | 52.13 | 30.41 |
| | | **Sub Total** | | | **99.92** |
| | | **"B" Class Roads** | | | |
| 4 | B053 | Beach Road Mullaitivu | 0.00 | 0.87 | 0.87 |
| 5 | B260 | Main Road to Vattapalai | 0.00 | 3.62 | 3.62 |
| 6 | B269 | Mankulam - Vellankulam Road | 0.00 | 29.77 | 29.77 |
| 7 | B297 | Mullaitivu - Kokkilai Road | 0.00 | 36.20 | 36.20 |
| 8 | B296 | Mullaitivu - Puliyankulam Road | 0.00 | 21.72 | 21.72 |
| 9 | B334 | Oddusuddan - Nedunkerny Road | 0.00 | 9.25 | 9.25 |
| | | **Sub Total** | | | **101.43** |

## Table 11.6.4 Major Roads in Vavuniya District

| S.No. | Road No. | Name of the Road | Length (Km) | | Full Length (Km) |
|---|---|---|---|---|---|
| | | | From | To | |
| | | **"A" Class Roads** | | | |
| 1 | A 009 | Kandy - Jaffna Road | 167.54 | 222.04 | 54.5 |
| 2 | A 014 | Medewachchiya -Mannar-Talaimannar Road | 14.48 | 43.44 | 28.96 |
| 3 | A 029 | Vavuniya - Horowapothana Road | 0 | 9.65 | 9.65 |
| 4 | A 030 | Vavuniya - Parayanalankulam Road | 0 | 35.80 | 35.8 |
| | | **Sub Total** | | | **128.91** |
| | | **"B" Class Roads** | | | |
| 1 | B 052 | Bazaar Street | 0.00 | 2.09 | 2.09 |
| 2 | B 296 | Mullaitivu - Puliyankulam Road | 21.72 | 41.83 | 20.11 |
| 3 | B 325 | Nelukulam - Neriyakulam Road | 0.00 | 21.72 | 21.72 |
| 4 | B 334 | Oddusuddan - Nedunkerny Road | 9.25 | 10.86 | 1.61 |
| 5 | B 442 | Velikulam - Mamaduwa Road | 0.00 | 8.05 | 8.05 |
| | | **Sub Total** | | | **53.58** |

*Source:Road Development Authority*

**Roads under the Road Development Department, NP**

## Table 11.7. Information on " C " Class Roads

### Table 11.7.1 " C " Class Roads, Jaffna District

| S.No. | Road Code | Name of Road | DS Division | From (Km) | To (Km) | Total Length Km |
|---|---|---|---|---|---|---|
| 1 | NPJFC001 | Approach Road to Public Bulidings -Jaffna Division | Jaffna | 0.00 | 6.56 | 6.56 |
| 2 | NPJFC002 | Ariyalai East Road. | Nallur | 0.00 | 9.50 | 9.50 |
| 3 | NPJFC003 | Ramalingam Road. | Nallur | 0.00 | 0.77 | 0.77 |
| 4 | NPJFC004 | Amman Kovil Road. | Nallur | 0.00 | 0.84 | 0.84 |
| 5 | NPJFC005 | Kalasalai Road. | Nallur | 0.00 | 1.55 | 1.55 |
| 6 | NPJFC006 | Kalviyankadu Kokuvil Road. | Nallur | 0.00 | 4.12 | 4.12 |
| 7 | NPJFC007 | Kondavil Irupalai Road. | Nallur/Kopay | 0.00 | 6.20 | 6.20 |
| 8 | NPJFC008 | Kokuvil Kondavil Road. | Nallur | 0.00 | 1.71 | 1.71 |
| 9 | NPJFC009 | Nachchimar Kovil Road. | Nallur | 0.00 | 0.91 | 0.91 |
| 10 | NPJFC010 | Kokuvil West Road. | Nallur | 0.00 | 1.30 | 1.30 |
| 11 | NPJFC011 | Chemmanikulam Road | Kopay | 0.00 | 0.77 | 0.77 |
| 12 | NPJFC012 | Manipay Inuvil Annankai Road. | Nallur/Uduvil/Sandilipay | 0.00 | 5.70 | 5.70 |
| 13 | NPJFC013 | Sanguveli Thulminiyamthodam Road | Uduvil | 0.00 | 2.01 | 2.01 |
| 14 | NPJFC014 | Uduvil Sandilipay Road | Uduvil/Sandilipay | 0.00 | 3.74 | 3.74 |
| 15 | NPJFC015 | Puliyankinathady Punnalaikadduwan Road. | Uduvil | 0.00 | 3.33 | 3.33 |
| 16 | NPJFC016 | Kupilan Chunnakam Road. | Uduvil | 0.00 | 3.25 | 3.25 |
| 17 | NPJFC017 | Mallakam Punnalaikadduwan Evenai Road. | Uduvil/Kopay | 0.00 | 6.98 | 6.98 |
| 18 | NPJFC018 | Erlalai Kadduwan Road. | Uduvil | 0.00 | 2.80 | 2.80 |
| 19 | NPJFC019 | Punnalaikadduwan Kurumpasiddy Road. | Tellippalai | 0.00 | 1.29 | 1.29 |
| 20 | NPJFC020 | Eelakesari Ponniah Road. | Tellippalai | 0.00 | 3.06 | 3.06 |
| 21 | NPJFC021 | Weerapathirar Kovil Road. | Tellippalai | 0.00 | 0.40 | 0.40 |
| *22* | NPJFC022 | Maviddapuram Vasavilan Road. | Tellippalai | 0 | 3.22 | 3.22 |
| 23 | NPJFC023 | Gangathevi Mawatha Road. | Tellippalai | 0 | 1.84 | 1.84 |
| 24 | NPJFC024 | Palaly Sea side Road. | Tellippalai | 0 | 0.72 | 0.72 |
| 25 | NPJFC025 | Maviddapuram Arasamarathady Road. | Tellippalai | 0 | 1.15 | 1.15 |
| 26 | NPJFC026 | Tellippalai Thyiddy Road. | Tellippalai | 0 | 4.46 | 4.46 |

| | | | | | | |
|---|---|---|---|---|---|---|
| 27 | NPJFC027 | K.K.S Cross Road. | Tellippalai | 0 | 3.06 | 3.06 |
| 28 | NPJFC028 | Ampanai Mavidapuram Road. | Tellippalai | 0 | 2.4 | 2.40 |
| 29 | NPJFC029 | Kunchchan Road. | Tellippalai | 0 | 2.35 | 2.35 |
| 30 | NPJFC030 | Ampanai Alaveddy Road. | Tellippalai | 0 | 2.25 | 2.25 |
| 31 | NPJFC031 | Kulamagal Road. | Tellippalai | 0 | 1.7 | 1.70 |
| 32 | NPJFC032 | Alaveddy Periyavillan Road. | Tellippalai | 0 | 2.62 | 2.62 |
| 33 | NPJFC033 | Naguleswary Road. | Tellippalai | 0 | 2.7 | 2.70 |
| 34 | NPJFC034 | Annaivilunthan Kadaivayal Road. | Tellippalai | 0 | 1.43 | 1.43 |
| 35 | NPJFC035 | Annaikoddai Navanthurai Road. | Sandilipay | 0 | 0.78 | 0.78 |
| 36 | NPJFC036 | Annamalai Road. | Sandilipay | 0 | 1.45 | 1.45 |
| 37 | NPJFC037 | Old Road.-Annaikodai | Sandilipay | 0 | 1.08 | 1.08 |
| 38 | NPJFC038 | Anaikodai Kakaithivu Road. | Sandilipay | 0 | 1.5 | 1.50 |
| 39 | NPJFC039 | Sangarapillai Road. | Sandilipay | 0 | 1.32 | 1.32 |
| 40 | NPJFC040 | Navaly Church Road. | Sandilipay | 0 | 0.65 | 0.65 |
| 41 | NPJFC041 | Lowton Kanagasabai Road. | Sandilipay | 0 | 1.64 | 1.64 |
| 42 | NPJFC042 | Navaly Market Road. | Sandilipay | 0 | 0.39 | 0.39 |
| 43 | NPJFC043 | Navaly New Road. | Sandilipay | 0 | 2.38 | 2.38 |
| 44 | NPJFC044 | Navanthurai Road. | Sandilipay | 0 | 0.13 | 0.13 |
| 45 | NPJFC045 | Pirampathai Pandatharuippu Road. | Sandilipay | 0 | 1.87 | 1.87 |
| 46 | NPJFC046 | Sillalai Circular Road. | Sandilipay | 0 | 1.61 | 1.61 |
| 47 | NPJFC047 | Cheddiyarmadam Sangarathai Chankanai Pirampathai Road. | Chankanai | 0 | 6.85 | 6.85 |
| 48 | NPJFC048 | Sangarathai Tank Road | Chankanai | 0 | 0.39 | 0.39 |
| 49 | NPJFC049 | Chulipuram Chankanai Road. | Chankanai | 0 | 5.29 | 5.29 |
| 50 | NPJFC050 | Panaveddy Vadakamparai Road. | Chankanai | 0 | 1.61 | 1.61 |
| 51 | NPJFC051 | Chulipuram Paralai Road. | Chankanai | 0 | 3.9 | 3.90 |
| 52 | NPJFC052 | Chulipuram Nelliyan Road. | Chankanai | 0 | 2.42 | 2.42 |
| 53 | NPJFC053 | Kalithhurai Fisheries Road. | Karainagar | 0 | 2.59 | 2.59 |
| 54 | NPJFC054 | Palavodai Oori Road. | Karainagar | 0 | 5.63 | 5.63 |
| 55 | NPJFC055 | Thoppukkadu Fisheries Road. | Karainagar | 0 | 2.61 | 2.61 |
| 56 | NPJFC056 | Slipway- Neelankadu Road | Karainagar | 0 | 0.95 | 0.95 |
| 57 | NPJFC057 | Casoorina Beach Road. | Karainagar | 0 | 0.8 | 0.80 |
| 58 | NPJFC058 | Sivan Kovil Road. | Karainagar | 0 | 4.5 | 4.50 |

| | | | | | | |
|---|---|---|---|---|---|---|
| 59 | NPJFC059 | Mylapulam Road. | Velanai | 0 | 2.29 | 2.29 |
| 60 | NPJFC060 | Velanai Suruvil Fisheries Road. | Velanai | 0 | 2.9 | 2.90 |
| 61 | NPJFC061 | Perunkulam Amman Kovil Road. | Velanai | 0 | 2.32 | 2.32 |
| 62 | NPJFC062 | Mankumpan Chaddy Velanai Road. | Velanai | 0 | 5.2 | 5.20 |
| 63 | NPJFC063 | Allaipiddy Mankumpan Road. | Velanai | 0 | 4.67 | 4.67 |
| 64 | NPJFC064 | Allaipiddy Fisheries Road. | Velanai | 0 | 1 | 1.00 |
| 65 | NPJFC065 | Allaipiddy Road. | Velanai | 0 | 2.42 | 2.42 |
| 66 | NPJFC066 | Mandaithivu Road. | Velanai | 0 | 6.25 | 6.25 |
| 67 | NPJFC067 | Mandaithivu Fisheries Road. | Velanai | 0 | 0.81 | 0.81 |
| 68 | NPJFC068 | Mandaithivu Loop Road. | Velanai | 0 | 1.61 | 1.61 |
| 69 | NPJFC069 | Vallam Road.- Punguduthivu | Velanai | 0 | 5.64 | 5.64 |
| 70 | NPJFC070 | Punguduthivu Amman Kovil Road. | Velanai | 0 | 2.61 | 2.61 |
| 71 | NPJFC071 | Kadaikadu Road.-Punguduthivu | Velanai | 0 | 1 | 1.00 |
| 72 | NPJFC072 | Kaladdy Road. | Velanai | 0 | 0.9 | 0.90 |
| 73 | NPJFC073 | Uraithivu Solanodai Irrupiddy Road. | Velanai | 0 | 4.83 | 4.83 |
| 74 | NPJFC074 | Chankumalady Kaluthaipiddy Road. | Velanai | 0 | 1.61 | 1.61 |
| 75 | NPJFC075 | Seyana Kandiah Veethy | Velanai | 0 | 2.82 | 2.82 |
| 76 | NPJFC076 | Puliyadithurai Road. | Velanai | 0 | 1.2 | 1.20 |
| 77 | NPJFC077 | Nagapoosani East Coast Road. | Velanai | 0 | 3.1 | 3.10 |
| 78 | NPJFC078 | Nainathivu 1st Cross Road. | Velanai | 0 | 1 | 1.00 |
| 79 | NPJFC079 | Nainathivu 2nd Cross Road. | Velanai | 0 | 1 | 1.00 |
| 80 | NPJFC080 | Nainathivu 3Road Cross Road. | Velanai | 0 | 1 | 1.00 |
| 81 | NPJFC081 | Kayts Suruvil Saravanai Road. | Kayts/Velanai | 0 | 12.01 | 12.01 |
| 82 | NPJFC082 | Naranthanai Karampan Road. | Kayts | 0 | 2.1 | 2.10 |
| 83 | NPJFC083 | Oluvil Road.-Kayts | Kayts | 0 | 2.05 | 2.05 |
| 84 | NPJFC084 | St. Sebastian Kannakai Amman Road. | Kayts | 0 | 2.62 | 2.62 |
| 85 | NPJFC085 | Eluvaitivu Road. | Kayts | 0 | 3 | 3.00 |
| 86 | NPJFC086 | Analaitivu Central Road. | Kayts | 0 | 2 | 2.00 |
| 87 | NPJFC087 | Maveli Periyathurai Road. | Deflt | 0 | 7.25 | 7.25 |
| 88 | NPJFC088 | Kandasamy Kovil Road. | Deflt | 0 | 0.81 | 0.81 |
| 89 | NPJFC089 | Theerthakarai Road. | Deflt | 0 | 1.9 | 1.90 |
| 90 | NPJFC090 | Karavanan Cemetry Road. | Deflt | 0 | 2.01 | 2.01 |
| 91 | NPJFC091 | St. Anthony's Road. | Deflt | 0 | 1.61 | 1.61 |

| | | | | | | |
|---|---|---|---|---|---|---|
| 92 | NPJFC092 | Karathipiliar kovil Road | Chavakachcheri | 0 | 1.3 | 1.30 |
| 93 | NPJFC093 | Maravanpulavu Road | Chavakachcheri | 0 | 1.5 | 1.50 |
| 94 | NPJFC094 | Thatchanthoppu Road | Chavakachcheri | 0 | 2.43 | 2.43 |
| 95 | NPJFC095 | Kaithady Lane | Chavakachcheri | 0 | 0.82 | 0.82 |
| 96 | NPJFC096 | Kaithady junction to Kaithady North Road | Chavakachcheri | 0 | 3.22 | 3.22 |
| 97 | NPJFC097 | Nunavil -Sarasalai Road | Chavakachcheri | 0 | 4.42 | 4.42 |
| 98 | NPJFC098 | Chavakachcheri-Nunavil Road | Chavakachcheri | 0 | 2.04 | 2.04 |
| 99 | NPJFC099 | Madduvil South Chavakachcheri Road | Chavakachcheri | 0 | 1.61 | 1.61 |
| 100 | NPJFC100 | Chavakachcheri -Dutch Road | Chavakachcheri | 0 | 6.2 | 6.20 |
| 101 | NPJFC101 | Meesalai-Allarai-Kachchai Road | Chavakachcheri | 0 | 3.78 | 3.78 |
| 102 | NPJFC102 | Meesalai North South Road | Chavakachcheri | 0 | 4.83 | 4.83 |
| 103 | NPJFC103 | Mirusuvil-Ushan-Ketpeli Road | Chavakachcheri | 0 | 3.62 | 3.62 |
| 104 | NPJFC104 | Eluthumadduwal-Kilaly Road | Chavakachcheri | 0 | 5.23 | 5.23 |
| 105 | NPJFC105 | Eluthumadduwal -Nagarkovil Road | Chavakachcheri/Maruthankerny | 0 | 5.8 | 5.80 |
| 106 | NPJFC106 | Eluthumadduwal North Road | Chavakachcheri | 0 | 4.42 | 4.42 |
| 107 | NPJFC107 | Mirusuvil Govt.School Road | Chavakachcheri | 0 | 3.22 | 3.22 |
| 108 | NPJFC108 | Meesalai Varany Road | Chavakachcheri | 0 | 5.89 | 5.89 |
| 109 | NPJFC109 | Varany-Kudathanai Road | Chavakachcheri/Maruthankerny | 0 | 4.42 | 4.42 |
| 110 | NPJFC110 | Varany- Iyatalai- Viraly Road | Chavakachcheri/Karaveddy | 0 | 4.9 | 4.90 |
| 111 | NPJFC111 | Old Road Chavakachcheri | Chavakachcheri | 0 | 0.33 | 0.33 |
| 112 | NPJFC112 | Anthananthidal -Kapputhu Road | Karaveddy | 0 | 2.52 | 2.52 |
| 113 | NPJFC113 | Selvachannithy Road | Point-Pedro | 0 | 1.13 | 1.13 |
| 114 | NPJFC114 | Thondamanaru- Kerudavil Road | Point-Pedro | 0 | 1.77 | 1.77 |
| 115 | NPJFC115 | Valvetti-Oorikadu-Kommanthurai Road | Point-Pedro/Karaveddy | 0 | 1.86 | 1.86 |
| 116 | NPJFC116 | Police Station Road Valvettithurai | Point-Pedro | 0 | 1.8 | 1.80 |
| 117 | NPJFC117 | Polikandy -Navindil -Karanavai Road | Point-Pedro/Karaveddy | 0 | 3.8 | 3.80 |
| 118 | NPJFC118 | Sandasanthy- Polikandy Road | Point-Pedro/Karaveddy | 0 | 2.9 | 2.90 |
| 119 | NPJFC119 | Imayanan- Puraporruki Road | Karaveddy | 0 | 1 | 1.00 |
| 120 | NPJFC120 | Karanavai -South Road | Karaveddy | 0 | 2.01 | 2.01 |
| 121 | NPJFC121 | Karanavai- North Road | Karaveddy | 0 | 2.18 | 2.18 |
| 122 | NPJFC122 | Nelliady-Karanavai Road | Karaveddy | 0 | 2.88 | 2.88 |
| 123 | NPJFC123 | Karaveddy Road | Karaveddy | 0 | 2.5 | 2.50 |
| 124 | NPJFC124 | Karaveddy East Kevalai Road | Karaveddy | 0 | 2.4 | 2.40 |

| | | | | | | |
|---|---|---|---|---|---|---|
| 125 | NPJFC125 | Udupiddy-Malisanthy-Alvai Road | Karaveddy/Point-Pedro | 0 | 8.45 | 8.45 |
| 126 | NPJFC126 | Navalady -Thikkam Road | Point-Pedro | 0 | 2.18 | 2.18 |
| 127 | NPJFC127 | St Xavier Sea side Road | Point-Pedro | 0 | 2.54 | 2.54 |
| 128 | NPJFC128 | Manthikai-Thambasidy-Alvai Road | Point-Pedro | 0 | 2.7 | 2.70 |
| 129 | NPJFC129 | Thumpalai Road | Point-Pedro | 0 | 1.6 | 1.60 |
| 130 | NPJFC130 | Puloly Hospital Vallipuram Road | Point-Pedro | 0 | 2.12 | 2.12 |
| 131 | NPJFC131 | Thunnalai Puloly South Vallipuram Road | Point-Pedro | 0 | 1.93 | 1.93 |
| 132 | NPJFC132 | Mandaitivu Allaipiddy Link Road. | Velanai | 0 | 3.15 | 3.15 |
| 133 | NPJFC133 | Thunnalai -Vallipuram Road | Point-Pedro | 0 | 1.19 | 1.19 |
| 134 | NPJFC134 | Maruthankerny -Aliyawalai Road | Maruthankerny | 0 | 8.86 | 8.86 |
| 135 | NPJFC135 | Mamunai-Kaddaikadu Road | Maruthankerny | 0 | 30 | 30.00 |
| 136 | NPJFC136 | Manalkadu Kaddayaidy | Maruthankerny | 0 | 1 | 1.00 |
| 137 | NPJFC137 | Alankaddai Kottawatai Polikandy Road | Point-Pedro | 0 | 2.08 | 2.08 |
| 138 | NPJFC138 | Achchuvely-Navakiri Road | Kopay | 0 | 3.83 | 3.83 |
| 139 | NPJFC139 | Urumpirai-Annakai Road | Kopay | 0 | 1.16 | 1.16 |
| 140 | NPJFC140 | Keralawathai Road | Kopay | 0 | 0.97 | 0.97 |
| 141 | NPJFC141 | Kopay old Road | Kopay | 0 | 1.48 | 1.48 |
| 142 | NPJFC142 | Neerveli-Punnalaikaduvan Road | Kopay | 0 | 3.86 | 3.86 |
| 143 | NPJFC143 | Thirunelveli-Kopay Road | Kopay | 0 | 1.8 | 1.80 |
| 144 | NPJFC144 | Thirunelveli-Puthur Road | Kopay | 0 | 9.85 | 9.85 |
| 145 | NPJFC145 | Urelu-Neerveli Road | Kopay | 0 | 4.78 | 4.78 |
| 146 | NPJFC146 | Adiyapatham Road. | Nallur | 0 | 1.89 | 1.89 |
| 147 | NPJFC147 | Temple Road. -Kokuvil | Nallur | 0 | 1.61 | 1.61 |
| 148 | NPJFC148 | Kantharodai Uduvil Road. | Uduvil | 0 | 1.61 | 1.61 |
| 149 | NPJFC149 | Pannalai Keerimalai Road. | Tellippalai | 0 | 4.3 | 4.30 |
| 150 | NPJFC150 | Alankulai Kalvalai Road. | Sandilipay | 0 | 3.22 | 3.22 |
| 151 | NPJFC151 | Vadaliyadaippu Maluwai Road. | Chankanai | 0 | 4.43 | 4.43 |
| 152 | NPJFC152 | Moolai Ponnalai Road. | Chankanai | 0 | 1.8 | 1.80 |
| 153 | NPJFC153 | Kiluwanai Killady Road. | Chankanai | 0 | 1.93 | 1.93 |
| 154 | NPJFC154 | Kovalam Road. | Karainagar | 0 | 2.82 | 2.82 |
| 155 | NPJFC155 | Pungudutivu Hospital Road | Velanai | 0 | 1.1 | 1.10 |
| 156 | NPJFC156 | Thodachchikulam Road. | Deflt | 0 | 1.85 | 1.85 |
| 157 | NPJFC157 | St. Lawrence Road. | Deflt | 0 | 2.09 | 2.09 |

| | | | | | | |
|---|---|---|---|---|---|---|
| 158 | NPJFC158 | Sarapiddy Road. | Deflt | 0 | 4.83 | 4.83 |
| 159 | NPJFC159 | Navatkuly South Beach Road | Chavakachcheri | 0 | 3.1 | 3.10 |
| 160 | NPJFC160 | Madduvil Amman kovil Road | Chavakachcheri | 0 | 4.42 | 4.42 |
| 161 | NPJFC161 | Varany-Mirusuvil Road | Chavakachcheri | 0 | 3.55 | 3.55 |
| 162 | NPJFC162 | Suddipuram Navatkadu Mirusuvil Road | Chavakachcheri | 0 | 3.91 | 3.91 |
| 163 | NPJFC163 | Kachchai Ketpeli Elephantpass Road | Chavakachcheri | 0 | 6.84 | 6.84 |
| 164 | NPJFC164 | Kerudavil Kandasamy kovil Road | Point-Pedro | 0 | 2.22 | 2.22 |
| 165 | NPJFC165 | Manalkadu Karaiyoor Road | Maruthankerny | 0 | 3.5 | 3.50 |
| 166 | NPJFC166 | Weeravany-Watharawathai Road | Kopay | 0 | 5.78 | 5.78 |
| 167 | NPJFC167 | Chunnakam Mylani Yamalai Road. | Uduvil | 0 | 3.6 | 3.60 |
| 168 | NPJFC168 | Saravanai Naranthanai Road. | Velanai | 0 | 2.7 | 2.70 |
| 169 | NPJFC169 | Eruvellai Road. | Deflt | 0 | 3.22 | 3.22 |
| 170 | NPJFC170 | East Coast Road. | Deflt | 0 | 3.22 | 3.22 |
| 171 | NPJFC171 | Vallai Road. | Deflt | 0 | 4.83 | 4.83 |
| 172 | NPJFC172 | Iyakkachchi-Pachilappalli Road | Maruthankerny | 4 | 8.06 | 4.06 |
| 173 | NPJFC173 | Elephantpass-Chundikulam Road | Maruthankerny | 4.8 | 22.54 | 17.74 |
| 174 | NPJFC174 | Colombuthurai Ariyalai Sea Beach Road | Jaffna | 0 | 0.92 | 0.92 |

*Source: Department of Road Development, NP*

## Table 11.7.2 " C " Class Roads, Kilinochchi District

| S.No. | Road Code | Name of Road | DS Division | From (Km) | To (km) | Total Length (km) |
|---|---|---|---|---|---|---|
| 1 | NPKLC001 | Approach Roads to Public Buildings | All Division | 0.00 | 5.48 | 5.48 |
| 2 | NPKLC002 | Alakaratnam Road | Karachchi | 0.00 | 11.45 | 11.45 |
| 3 | NPKLC003 | Kennady Road | Karachchi | 0.00 | 7.12 | 7.12 |
| 4 | NPKLC004 | Akkarayankulam L.B.Main Chl - Nallur Road | Karachchi | 0.00 | 20.00 | 20.00 |
| 5 | NPKLC005 | Murukandy - Akkarayankulam - Vanerikulam Road | Karachchi | 0.00 | 22.54 | 22.54 |
| 6 | NPKLC006 | Ramanathapuram- Tharmapuram Road | Karachchi/Kandawalai | 0.00 | 7.60 | 7.60 |
| 7 | NPKLC007 | Taylor Road | Karachchi | 0.00 | 10.40 | 10.40 |
| 8 | NPKLC008 | Wilson Road | Karachchi | 0.00 | 7.65 | 7.65 |
| 9 | NPKLC009 | Cattle Farm Road | Karachchi | 0.00 | 3.40 | 3.40 |
| 10 | NPKLC010 | Akkarayan - Skanthapuram Road | Karachchi | 0.00 | 3.54 | 3.54 |
| 11 | NPKLC011 | Kanadwalai - Punnaineeravi Road | Kandawalai | 0.00 | 8.45 | 8.45 |
| 12 | NPKLC012 | Rose Road. | Karachchi | 0.00 | 3.22 | 3.22 |
| 13 | NPKLC013 | Puthumurippu Access Road | Karachchi | 0.00 | 8.56 | 8.56 |
| 14 | NPKLC014 | RB Main Chl Akkarayankulam Road | Karachchi | 0.00 | 6.64 | 6.64 |
| 15 | NPKLC015 | Murukandy - kanakapuram | Karachchi | 0.00 | 9.25 | 9.25 |
| 16 | NPKLC016 | Konavil Skanthapuram Road | Karachchi | 0.00 | 1.50 | 1.50 |
| 17 | NPKLC017 | Chettiyarkurichchy Road | Poonakary | 0.00 | 2.14 | 2.14 |
| 18 | NPKLC018 | Chunnavil - Veeravil Road | Poonakary | 0.00 | 10.45 | 10.45 |
| 19 | NPKLC019 | Veeravil - Valaipadu Fisheries Road. | Poonakary | 0.00 | 2.42 | 2.42 |
| 20 | NPKLC020 | Chempankundu Palavi Kiranchi Road | Poonakary | 0.00 | 31.00 | 31.00 |
| 21 | NPKLC021 | Elephantpass-Thadduwankoddi-Murasumoddai Road | Kandawalai | 0 | 12 | 12.00 |
| 22 | NPKLC022 | Kandawalai - Vaddakachchi Road | Kandawalai | 0 | 4.85 | 4.85 |
| 23 | NPKLC023 | Murasumoddai - Kandawalai Road | Kandawalai | 0 | 4.03 | 4.03 |
| 24 | NPKLC024 | Murasumoddai-Kokkavil-Karuppaddimurippu Road | Kandawalai | 0 | 9.66 | 9.66 |
| 25 | NPKLC025 | Pandisuddan - Kandawalai Road | Kandawalai | 0 | 3.7 | 3.70 |

| | | | | | | |
|---|---|---|---|---|---|---|
| 26 | NPKLC026 | Periyakulam - Kandawalai Road | Kandawalai | 0 | 1.7 | 1.70 |
| 27 | NPKLC027 | Vaddakachchi - Puliyampokkanai Road | Kandawalai | 0 | 9.8 | 9.80 |
| 28 | NPKLC028 | Thadduwankoddy - Elephantpass Road. | Kandawalai | 0 | 1.61 | 1.61 |
| 29 | NPKLC029 | Palai-Thampakamam Road | Palai | 0 | 5.25 | 5.25 |
| 30 | NPKLC030 | Palai Road (Pulopalai - Allippalai Road) | Palai | 0 | 3.6 | 3.60 |
| 31 | NPKLC031 | Approach Road to Elephantpass Rest house | Palai | 0 | 0.4 | 0.40 |
| 32 | NPKLC032 | Karukkaitivu - Kavaikulam Road | Poonakary | 0 | 7.58 | 7.58 |
| 33 | NPKLC033 | Kumulamunai- Akkarayan Road.(Nagapadduwan Pat | Poonakary | 0 | 8.05 | 8.05 |
| 34 | NPKLC034 | Vanerikulam - Pallavarayankaddu Road | Poonakary | 0 | 11.27 | 11.27 |
| 35 | NPKLC035 | Pirapankirai - Kalmunai Road | Poonakary | 0 | 16.1 | 16.10 |
| 36 | NPKLC036 | Kachcheri Ketpeli Elephant Pass Road | Pallai | 6.84 | 25.6 | 18.76 |
| 37 | NPKLC037 | Iranaimadu Access Road | Karachchi | 0 | 3.2 | 3.20 |
| 38 | NPKLC038 | Puthumurippu - Konavil Road | Karachchi | 0 | 3.22 | 3.22 |
| 39 | NPKLC039 | Vannerikulam Jeyapuram Road. | Karachchi/Poonakary | 0 | 7.6 | 7.60 |
| 40 | NPKLC040 | Ratnapuram Road | Karachchi | 0 | 6.5 | 6.50 |
| 41 | NPKLC041 | Kallaru Pepperapiddi Road | Kandawalai | 0 | 13.6 | 13.60 |

*Source: Department of Road Development, NP*

## Table 11.7.3 " C " Class Roads, Mullaitivu District

| S.No. | Road Code | Name of Road | DS Division | From (Km) | To (Km) | Total Length km |
|---|---|---|---|---|---|---|
| 1 | NPMUC001 | Approach Road to Public Buildings | Mullaitivu | 0.00 | 6.19 | 6.19 |
| 2 | NPMUC002 | Alampil Thoondai Fisheries Road | Mullaitivu | 0.00 | 3.22 | 3.22 |
| 3 | NPMUC003 | Vavunikkulam Pandiyankulam Road | Manthai East | 0.00 | 4.03 | 4.03 |
| 4 | NPMUC004 | Kaaduvinayakar Road | Mullaitivu | 0.00 | 1.34 | 1.34 |
| 5 | NPMUC005 | Kallappadu Thoondai Fisheries Road | Mullaitivu | 0.00 | 4.83 | 4.83 |
| 6 | NPMUC006 | Mulliyawalai Vattapalai Road | Mullaitivu | 0.00 | 2.81 | 2.81 |
| 7 | NPMUC007 | Nedunkerny Thannimurippu Road | Oddusuddan | 2.80 | 11.29 | 14.09 |
| 8 | NPMUC008 | Thanduvan Periyakulam Road | Oddusuddan | 0.00 | 5.64 | 5.64 |
| 9 | NPMUC009 | Thanniyoottu Kumulamunai Alampil Road | Mullaitivu | 0.00 | 13.83 | 13.83 |
| 10 | NPMUC010 | Vannankulam Road | Mullaitivu | 0.00 | 0.48 | 0.48 |
| 11 | NPMUC011 | Vattapalai Keppapilavu Puthukkudiyiruppu Road | Mullaitivu/ Puthukkudiyiruppu | 0.00 | 14.40 | 14.40 |
| 12 | NPMUC012 | Vattapalai Temple Road | Mullaitivu | 0.00 | 2.01 | 2.01 |
| 13 | NPMUC013 | Iraddaivaikal Matalan Salai Road | Mullaitivu | 0.00 | 13.69 | 13.69 |
| 14 | NPMUC014 | Silawaththai Thachchanveli Road | Mullaitivu | 0.00 | 1.20 | 1.20 |
| 15 | NPMUC015 | Thodiyadi Visvamadu Road | Puthukkudiyiruppu | 0.00 | 3.22 | 3.22 |
| 16 | NPMUC016 | Oddusuddan Thaddamalai Road | Oddusuddan | 0.00 | 4.83 | 4.83 |
| 17 | NPMUC017 | Oddusuddan Puthukkudiyiruppu Mathalan Road | Oddusuddan/ Puthukkudiyiruppu | 0.00 | 25.03 | 25.03 |
| 18 | NPMUC018 | Olumadu Pullmachchinathikulam Ampakamam Road | Oddusuddan | 0.00 | 7.25 | 7.25 |
| 19 | NPMUC019 | Periyakulam Katkulam Road (NPC007) | Oddusuddan | 0.00 | 2.00 | 2.00 |
| 20 | NPMUC020 | Murasumoddai kokkavil karuppaddimurippu road | Oddusuddan | 9.66 | 33.00 | 42.66 |
| 21 | NPMUC021 | Kanagarayankulam district boundary Road | Oddusuddan | 4.00 | 11.27 | 15.27 |
| 22 | NPMUC022 | Kokkavil Thunukkai Road | Thunukkai | 0 | 20.68 | 20.68 |
| 23 | NPMUC023 | Thunukkai Alankulam Road | Thunukkai | 0 | 2.81 | 2.81 |

| | | | | | | |
|---|---|---|---|---|---|---|
| 24 | NPMUC024 | Vannivilankulam Panankamam Road | Manthai East | 0 | 16.5 | 16.50 |
| 25 | NPMUC025 | Kidaipidithakulam Kombuvaithakulam Road | Manthai East | 0 | 6.03 | 6.03 |
| 26 | NPMUC026 | Mullaitivu Hospital Road | Mullaitivu | 0 | 1.13 | 1.13 |
| 27 | NPMUC027 | Sinnathankadu Vadduvakal Road | Mullaitivu | 0 | 2.31 | 2.31 |
| 28 | NPMUC028 | Thannimurippu Kumulamunai Road | Mullaitivu | 0 | 10.06 | 10.06 |
| 29 | NPMUC029 | Thevipuram Road | Puthukkudiyiruppu | 0 | 6.5 | 6.50 |
| 30 | NPMUC030 | Oddusuddan Kalikadu Road | Oddusuddan | 0 | 8.86 | 8.86 |
| 31 | NPMUC031 | Poovarasankulam Thunukai Road | Manthai East/ Thunukai | 26 | 51.5 | 77.50 |
| 32 | NPMUC032 | Thunukkai Thenniyankulam Road | Thunukai | 0 | 8.05 | 8.05 |
| 33 | NPMUC033 | Kumulamunai Akkarayan Road | Thunukai | 8.05 | 27.37 | 35.42 |
| 34 | NPMUC034 | Kandalveli Oddaruthakulam Road | Manthai East | 0 | 2.66 | 2.66 |
| 35 | NPMUC035 | Palamoddai Moondumurippu Road | Manthai East | 10.4 | 13.69 | 24.09 |
| 36 | NPMUC036 | Thekkanthoddam Moonrumurippu Road | Manthai East | 0 | 17.71 | 17.71 |
| 37 | NPMUC037 | Ahatugaswewa Janakapura Road | Welioya | 0 | 7.6 | 7.60 |
| 38 | NPMUC038 | Sampathnuwara Ethawetunuwewa Road | Welioya | 0 | 3.8 | 3.80 |
| 39 | NPMUC039 | Ethawetunuwewa Gajabapura Road | Welioya | 0 | 11.1 | 11.10 |
| 40 | NPMUC040 | Gajabapura Sampathnuwara Road | Welioya | 0 | 5 | 5.00 |
| 41 | NPMUC041 | Nelumwewa Sinhapura Road | Welioya | 0 | 8.2 | 8.20 |
| 42 | NPMUC042 | Nayaru Janakapura Road | Welioya | 0 | 11.3 | 11.30 |
| 43 | NPMUC043 | Othiyamalai Gajabapura Road | Welioya | 0 | 5 | 5.00 |
| 44 | NPMUC044 | Thenniyankulam Internal Road | Thunukai | 0 | 6.03 | 6.03 |
| 45 | NPMUC045 | Andankulam Vadduwanveli Kokkuththoduwai Road | MUllaitivu | 0 | 14.09 | 14.09 |
| 46 | NPMUC046 | Kaddadivayal Ramayankulam | Manthai East | 17 | 27.12 | 44.12 |
| 47 | NPMUC047 | Alampil Beach Road | Mullaitivu | 0 | 1.2 | 1.20 |

*Source: Department of Road Development, NP*

## Table 11.7.4 " C " Class Roads, Mannar District

| S.No. | Road Code | Name of Road | DS Division | From (Km) | To (km) | Total Length (km) |
|---|---|---|---|---|---|---|
| 1 | NPMNC001 | Approch Road to Public Building | Mannar Town | 0.00 | 5.74 | 5.74 |
| 2 | NPMNC002 | Esplande Road | Mannar Town | 0.00 | 0.60 | 0.60 |
| 3 | NPMNC003 | South Bar Road | Mannar Town | 0.00 | 2.00 | 2.00 |
| 4 | NPMNC004 | Mannar-Thalvupadu-Tharapuram Road | Mannar Town | 0.00 | 8.45 | 8.45 |
| 5 | NPMNC005 | Olaithodduwai Road | Mannar Town | 0.00 | 5.00 | 5.00 |
| 6 | NPMNC006 | Thiruketheswaram Temple Road | Mannar Town | 0.00 | 1.30 | 1.30 |
| 7 | NPMNC007 | Thoddavely - Maluvaddi Road | Mannar Town | 0.00 | 3.65 | 3.65 |
| 8 | NPMNC008 | Vankalai - Sirunavatkulam Road | Mannar Town / Nanattan | 0.00 | 3.25 | 3.25 |
| 9 | NPMNC009 | Thiruketheeswaram Road | Mannar Town | 0.00 | 4.10 | 4.10 |
| 10 | NPMNC010 | Pesalai - Vyaiyadipannai Road | Mannar Town | 0.00 | 2.30 | 2.30 |
| 11 | NPMNC011 | Thalvupadu - Olithodduwai Road | Mannar Town | 0.00 | 4.45 | 4.45 |
| 12 | NPMNC012 | Pallimunai Beach Road | Mannar Town | 0.00 | 1.30 | 1.30 |
| 13 | NPMNC013 | Jubilee Road | Manthai west | 0.00 | 8.50 | 8.50 |
| 14 | NPMNC014 | Uyilankulam - Mankulam - Nanaddan Road | Mannar/Nanattan | 0.00 | 8.00 | 8.00 |
| 15 | NPMNC015 | Uyilankulam - Adampan Road | Mannar / Manthai West | 0.00 | 5.65 | 5.65 |
| 16 | NPMNC016 | Uyilankulam - Alkadively Road | Mannar / Manthai West | 0.00 | 5.85 | 5.85 |
| 17 | NPMNC017 | Puthukamam Road | Mannar Town | 0.00 | 7.00 | 7.00 |
| 18 | NPMNC018 | Coolyshed Road | Mannar Town | 0.00 | 0.80 | 0.80 |
| 19 | NPMNC019 | Puthukkudiyiruppu Road | Mannar Town | 0.00 | 1.50 | 1.50 |
| 20 | NPMNC020 | Karisal Road | Mannar Town | 0.00 | 0.80 | 0.80 |
| 21 | NPMNC021 | Kaddukarankuddiyeruppu Road | Mannar Town | 0.00 | 1.60 | 1.60 |
| 22 | NPMNC022 | Minara Road | Mannar Town | 0.00 | 2.00 | 2.00 |
| 23 | NPMNC023 | Erukalampiddy - Amaipaddukkai Road | Mannar Town | 0.00 | 2.42 | 2.42 |
| 24 | NPMNC024 | Swaranabimbaranaya Road | Mannar Town | 0.00 | 0.25 | 0.25 |
| 25 | NPMNC025 | Extension of Thalvupaddu Road | Mannar Town | 0.00 | 0.15 | 0.15 |

| | | | | | | |
|---|---|---|---|---|---|---|
| 26 | NPMNC026 | Madhu - Palampity Road | Madhu | 0.00 | 8.85 | 8.85 |
| 27 | NPMNC027 | Akkathimurippu - Veepankulam Road | Madhu | 0.00 | 2.10 | 2.10 |
| 28 | NPMNC028 | Mahilankulam - Pallamadu Road | Madu / Manthai West | 14.00 | 59.00 | 45.00 |
| 29 | NPMNC029 | Veepankulam - Periyamurrippu Road | Madu/Musali | 0.00 | 26.50 | 26.50 |
| 30 | NPMNC030 | Piramanalankulam - Parappukdanthan Road | Madu/Manthai west | 9.60 | 30.15 | 20.55 |
| 31 | NPMNC031 | Compansanthan - Pannaivedduvan Road | Madhu | 0.00 | 3.65 | 3.65 |
| 32 | NPMNC032 | Poovarasankulam - Thunukkai Road | Madhu | 11.00 | 26.00 | 15.00 |
| 33 | NPMNC033 | Nanaddan - Periyapulavely - Potkerny Road | Nanaddan /Musali | 0.00 | 7.25 | 7.25 |
| 34 | NPMNC034 | Murunkan - Nanaddan Road | Nanaddan | 0.00 | 8.50 | 8.50 |
| 35 | NPMNC035 | Maruchukady - Uvaiyadikulam Road | Musali | 0.00 | 3.65 | 3.65 |
| 36 | NPMNC036 | Peryapulathusenai - Potkerny - Bandaeavely Road | Musali | 0.00 | 2.80 | 2.80 |
| 37 | NPMNC037 | Manthai - Parappukadanthan Road | Manthai west | 0.00 | 12.50 | 12.50 |
| 38 | NPMNC038 | Pallamadhu - Vidathaltivu Road | Manthai west | 0.00 | 1.60 | 1.60 |
| 39 | NPMNC039 | Kovikulam - Athimooddai Road | Manthai west | 0.00 | 6.04 | 6.04 |
| 40 | NPMNC040 | Vellankulam - Thevanpiddy Road | Manthai west | 0.00 | 1.60 | 1.60 |
| 41 | NPMNC041 | Adampan - Kandal Road | Manthai west | 0.00 | 4.00 | 4.00 |
| 42 | NPMNC042 | Pallamadhu - Alkadively Road | Manthai west | 0.00 | 6.50 | 6.50 |
| 43 | NPMNC043 | Kaddadivayal Ramayankulam NPC014 | Manthai west | 0.00 | 17.00 | 17.00 |
| 44 | NPMNC044 | Thalaimannar Village Road | Mannar Town | 0.00 | 4.00 | 4.00 |
| 45 | NPMNC045 | Thoddaveli Veethy, Thoddaveli | Mannar Town | 0.00 | 4.90 | 4.90 |
| 46 | NPMNC046 | Thiruketheeswaram-Nagathavu-Mathavachi | Mannar Town | 0.00 | 3.20 | 3.20 |
| 47 | NPMNC047 | Seathukulam-Malikaithidal Veethy | Mannar Town | 0.00 | 4.85 | 4.85 |
| 48 | NPMNC048 | Madhukarai Road | Nanaddan | 0.00 | 5.00 | 5.00 |
| 49 | NPMNC049 | Vidaththalthivu Internal Circuit Road | Manthai West | 0.00 | 3.50 | 3.50 |
| 50 | NPMNC050 | Nedunkandal ,Somapury,Karukkakulam Road | Manthai West | 0.00 | 4.00 | 4.00 |

*Source: Department of Road Development, NP*

## Table 11.7.5 " C " Class Roads, Vavuniya District

| S.No. | Road Code | Name of Road | DS Division | From (Km) | To (Km) | Total Length (Km) |
|---|---|---|---|---|---|---|
| 1 | NPVAC001 | Approach Road vavuniya Division | vavuniya | 0.00 | 6.19 | 6.19 |
| 2 | NPVAC002 | Omanthai - Elamaruthankulam Road | vavuniya | 0.00 | 9.00 | 9.00 |
| 3 | NPVAC003 | Poovarasankulam - Thunukkai Road NPC008 | vavuniya | 0.00 | 11.00 | 11.00 |
| 4 | NPVAC004 | Rambaikulam - Palamoddai Road | vavuniya | 0.00 | 9.60 | 9.60 |
| 5 | NPVAC005 | Sinnaputhukulam Road | vavuniya | 0.00 | 6.92 | 6.92 |
| 6 | NPVAC006 | vairavapuliyankulam Road | vavuniya | 0.00 | 0.75 | 0.75 |
| 7 | NPVAC007 | Madukande - Iretperiyakulam Road | vavuniya (S) | 0.00 | 15.33 | 15.33 |
| 8 | NPVAC008 | Elamaruthankulam - Samalankulam Road | vavuniya | 0.00 | 7.60 | 7.60 |
| 9 | NPVAC009 | Kalnatinakulam - Asikulam Road | vavuniya | 0.00 | 4.16 | 4.16 |
| 10 | NPVAC010 | Mahilankulam - Pallamadhu Road NPC009 | vavuniya | 0.00 | 14.00 | 14.00 |
| 11 | NPVAC011 | Navatkulam - Maraiyadithakulam Road | vavuniya | 0.00 | 9.60 | 9.60 |
| 12 | NPVAC012 | Palamoddai - Moondumurippu Road NPC010 | vavuniya | 0.00 | 10.40 | 10.40 |
| 13 | NPVAC013 | Pandikeithakulam - Maraiyadithakulam Road | vavuniya | 0.00 | 3.84 | 3.84 |
| 14 | NPVAC014 | Puthoor - Palamoddai Road | vavuniya / Vengalacheddikulam | 0.00 | 28.00 | 28.00 |
| 15 | NPVAC015 | Mamaduwa - Maraiilupai Road | vavuniya south/vavuniya | 0.00 | 9.60 | 9.60 |
| 16 | NPVAC016 | Mamaduwa - Karunkalikulam Road | vavuniya(S) | 0.00 | 14.60 | 14.60 |
| 17 | NPVAC017 | Poovarasankulam - Cheddikulam Road | Vengalacheddikulam | 0.00 | 12.80 | 12.80 |
| 18 | NPVAC018 | Kudiyiruppu - Poonthoddam Road | vavuniya | 0.00 | 2.70 | 2.70 |
| 19 | NPVAC019 | Periyakulam - Kaaddukkulam Road | vavuniya(N) | 14.00 | 8.00 | 6.00 |
| 20 | NPVAC020 | Kanagarayankulam District Boundary Road (NPC011) | vavuniya(N) | 0.00 | 4.00 | 4.00 |
| 21 | NPVAC021 | Nainamadu - Samalankulam Road | vavuniya(N) | 0.00 | 12.80 | 12.80 |
| 22 | NPVAC022 | Nedunkerny - Thannimurippu Road (NPC012) | vavuniya(N) | 0.00 | 2.80 | 2.80 |
| 23 | NPVAC023 | Nedunkerny - Koolankulam Road | vavuniya(N) | 0.00 | 15.60 | 15.60 |

| | | | | | | |
|---|---|---|---|---|---|---|
| 24 | NPVAC024 | Koolankulam - Maraiilupaikulam Road | vavuniya(N) | 0 | 13.6 | 13.60 |
| 25 | NPVAC025 | Maniyarkulam - Pirappamadu Road | vavuniya(S) | 0 | 8.2 | 8.20 |
| 26 | NPVAC026 | Ulukulam - varikudiyoor Road | vavuniya(S) | 0 | 10.6 | 10.60 |
| 27 | NPVAC027 | Iretperiyakulam - Puthoor Road | vavuniya(S) | 0 | 5.9 | 5.90 |
| 28 | NPVAC028 | Chalambaikulam - Thanthirimalai Road | Vengalacheddikulam | 0 | 8 | 8.00 |
| 29 | NPVAC029 | Cheddikulam - Thudarikulam Road | Vengalacheddikulam | 0 | 10.2 | 10.20 |
| 30 | NPVAC030 | Neriyakulam - Thamanankulam Road | Vengalacheddikulam | 0 | 3.2 | 3.20 |
| 31 | NPVAC031 | Piramanalankulam - Parappukadanthan Road | Vengalacheddikulam | 0 | 9.6 | 9.60 |
| 32 | NPVAC032 | Mankulam-Maruthmaduwa-Mingetigama Road | Vengalacheddikulam | 0 | 3.28 | 3.28 |
| 33 | NPVAC033 | Muthaliyarkulam - Anaivilunthan Road | Vengalacheddikulam | 0 | 6.4 | 6.40 |
| 34 | NPVAC034 | Pandivirichchan - Andiyapuliyankulam Road | Vengalacheddikulam | 0 | 9.68 | 9.68 |
| 35 | NPVAC035 | Malikai-Chemamadu Road | vavuniya | 0 | 2.1 | 2.10 |
| 36 | NPVAC036 | Poonthoddam -Santhasolai Road | vavuniya | 0 | 4.4 | 4.40 |
| 37 | NPVAC037 | Panikaneravy-Matharpanikarmahilankulam Road | vavuniya | 0 | 11.9 | 11.90 |
| 38 | NPVAC038 | Kurukaloor-Maniyakulam -Erukkalankal Road | vavuniya | 0 | 5.6 | 5.60 |
| 39 | NPVAC039 | Sooduventhapulavu to Mannar Road | Vengalacheddikulam | 0 | 7 | 7.00 |
| 40 | NPVAC040 | Kalkunda maduwa to Thiruwegama Road | vavuniya South | 0 | 7 | 7.00 |
| 41 | NPVAC041 | Santhasoolai to - Mahakachchakodiya Road | vavuniya South | 0 | 5.9 | 5.90 |
| 42 | NPVAC042 | Mahakachchkodiya to 5th Mile Post at on Horawapothana Road | vavuniya South | 0 | 12 | 12.00 |
| 43 | NPVAC043 | From A 9 Road to PuthoorKovil Road | vavuniya | 0 | 6 | 6.00 |
| 44 | NPVAC044 | Kanagarayankulam-Karappukuthi Road | vavuniya North | 0 | 4 | 4.00 |
| 45 | NPVAC045 | Nainamadu-Karapukuthi Road | vavuniya North | 0 | 9 | 9.00 |
| 46 | NPVAC046 | Kulumadu Junction- to Marakkarampalai veethy | vavuniya North | 0 | 3.6 | 3.60 |
| 47 | NPVAC047 | College of Education Road | vavuniya | 0 | 2 | 2.00 |
| 48 | NPVAC048 | Goodshed Road to Thonikal Alady veethy | vavuniya | 0 | 2 | 2.00 |
| 49 | NPVAC049 | Mathavuvaithakuiam-kanthapuram-Veethy | vavuniya | 0 | 3 | 3.00 |
| 50 | NPVAC050 | Kanthapuram-Rajendirankuiam-Veethy | vavuniya | 0 | 3 | 3.00 |

*Source: Department of Road Development, NP*

## 11.8. Information on "D" Class Roads by District, NP

### 11.8.1. " D " Class Roads, Jaffna District

| S.No. | Road Code | Name of Road | DS Division | From (Km) | To (Km) | Total Length km |
|---|---|---|---|---|---|---|
| 1 | NPJFD001 | Kumarakoddam Road. | Nallur | 0.00 | 1.04 | 1.04 |
| 2 | NPJFD002 | Arasady Pillaiyar Kovil Road. | Nallur | 0.00 | 0.82 | 0.82 |
| 3 | NPJFD003 | Kurumpasiddy Palaly Road. | Tellippalai | 0.00 | 0.75 | 0.75 |
| 4 | NPJFD004 | Santhanavathai Ambadavathai Road. | Tellippalai | 0.00 | 1.21 | 1.21 |
| 5 | NPJFD005 | Santhanavathai Ambanai Road. | Tellippalai | 0.00 | 1.70 | 1.70 |
| 6 | NPJFD006 | Kothalawalai Channel Road. | Sandilipay | 0.00 | 0.64 | 0.64 |
| 7 | NPJFD007 | Sothyvembadi Navaly Road. | Sandilipay | 0.00 | 1.68 | 1.68 |
| 8 | NPJFD008 | Kothukaddy Road. | Sandilipay | 0.00 | 2.42 | 2.42 |
| 9 | NPJFD009 | Kaddudai Navaly Road. | Sandilipay | 0.00 | 2.42 | 2.42 |
| 10 | NPJFD010 | Thenipuliyady Road. | Sandilipay | 0.00 | 1.29 | 1.29 |
| 11 | NPJFD011 | Araly Post Office Cheddiyarmadam Road. | Chankanai | 0.00 | 1.61 | 1.61 |
| 12 | NPJFD012 | Vediyarasan Jetty Veethy | Karainagar | 0.00 | 0.81 | 0.81 |
| 13 | NPJFD013 | Rasiah Arthisudy Road. | Velanai | 0.00 | 2.42 | 2.42 |
| 14 | NPJFD014 | Thambady Periyakulam Road. | Kayts | 0.00 | 1.00 | 1.00 |
| 15 | NPJFD015 | Kayts Hospital Road | Kayts | 0.00 | 1.20 | 1.20 |
| 16 | NPJFD016 | St. James Road. | Deflt | 0.00 | 0.53 | 0.53 |
| 17 | NPJFD017 | Raman Villappu Road. | Deflt | 0.00 | 2.42 | 2.42 |
| 18 | NPJFD018 | Ushan -Vidathatpallai Road | Chavakachcheri | 0.00 | 4.20 | 4.20 |
| 19 | NPJFD019 | Kumarathipulam Road | Point-Pedro | 0.00 | 2.58 | 2.58 |
| 20 | NPJFD020 | Karukampanai cemetry Road | Point-Pedro | 0.00 | 0.40 | 0.40 |
| 21 | NPJFD021 | Puttalai temple upayakathirkamam Road | Point-Pedro | 0.00 | 1.09 | 1.09 |
| 22 | NPJFD022 | Kaithady North Neervely Road | Chavakachcheri | 0.00 | 4.14 | 4.14 |
| 23 | NPJFD023 | Urumpirai-Karanthan Road | Kopay | 0.00 | 2.62 | 2.62 |
| 24 | NPJFD024 | Idaikadu school Road | Kopay | 0.00 | 2.04 | 2.04 |
| 25 | NPJFD025 | Udupiddy Kombu Road | Karaveddy | 0.00 | 1.60 | 1.60 |
| 26 | NPJFD026 | Nunavady Road | Chavakachcheri | 0.00 | 1.60 | 1.60 |
| 27 | NPJFD027 | Navalady Mahathma Veethy | Point-Pedro | 0.00 | 0.85 | 0.85 |

*Source: Department of Road Development, NP*

## 11.8.2 " D " Class Roads, Kilinochchi District

| S.No. | Road Code | Name of Road | DS Division | From (Km) | To (Km) | Total Length km |
|---|---|---|---|---|---|---|
| 1 | NPKLD001 | Oottrupullam Road | Karachchi | 0.00 | 8.00 | 8.00 |
| 2 | NPKLD002 | Murukandy Santhapuram Road | Karachchi | 3.50 | 5.00 | 1.50 |
| 3 | NPKLD003 | Chellaitivu Road | Poonakary | 0.00 | 2.25 | 2.25 |
| 4 | NPKLD004 | Sithankurichchi Road | Poonakary | 0.00 | 4.83 | 4.83 |
| 5 | NPKLD005 | Pallikudah Fisheries Road. | Poonakary | 0.00 | 2.81 | 2.81 |
| 6 | NPKLD006 | Nachchikuda Fisheries Road. | Poonakary | 0.00 | 3.22 | 3.22 |
| 7 | NPKLD007 | Iyakkachchi-Pachilappalli Road | Pallai | 0.00 | 4.00 | 4.00 |
| 8 | NPKLD008 | Elephantpass-Chundikulam Road | Pallai | 0.00 | 4.80 | 4.80 |
| 9 | NPKLD009 | Thirunagar Road | Karachchi | 0.00 | 4.20 | 4.20 |
| 10 | NPKLD010 | Ganeshapuram Road | Karachchi | 0.00 | 3.70 | 3.70 |

*Source: Department of Road Development, NP*

## 11.8.3 " D " Class Roads, Mullaitivu District

| S.No. | Road Code | Name of Road | DS Division | From (Km) | To (Km) | Total Length (km) |
|---|---|---|---|---|---|---|
| 1 | NPMUD001 | Vavunikkulam Internal Road | Manthai East | 0.00 | 6.84 | 6.84 |
| 2 | NPMUD002 | Kollavilankulam Internal Road | Manthai East | 0.00 | 3.08 | 3.08 |
| 3 | NPMUD003 | Ellanthaimunai Karikaddumoolai Road | Mullaitivu | 0.00 | 1.29 | 1.29 |
| 4 | NPMUD004 | Kodalikallu Metal Quarry Road | Mullaitivu | 0.00 | 1.13 | 1.13 |
| 5 | NPMUD005 | Mankulam Metal Quarry Road | Oddusuddan | 0.00 | 1.21 | 1.21 |
| 6 | NPMUD006 | Murukandy - Santhapuram Road | Oddusuddan | 0.00 | 3.50 | 3.50 |

*Source: Department of Road Development, NP*

## 11.8.4 " D " Class Roads, Mannar District

| S.No. | Road Code | Name of Road | DS Division | From (Km) | To (Km) | Total Length (km) |
|---|---|---|---|---|---|---|
| 1 | NPMND001 | Light House Road, Thalaimannar pier | Mannar Town | 0.00 | 0.70 | 0.70 |
| 2 | NPMND002 | Village Councial Beach Road, Thalaimannar | Mannar Town | 0.00 | 1.00 | 1.00 |
| 3 | NPMND003 | Village South Beach Road, Thalaimannar Village | Mannar Town | 0.00 | 1.10 | 1.10 |
| 4 | NPMND004 | Mosque Road, Thalaimannar Village | Mannar Town | 0.00 | 1.00 | 1.00 |
| 5 | NPMND005 | Village Councial Main street, Tharapuram | Mannar Town | 0.00 | 1.00 | 1.00 |
| 6 | NPMND006 | Vethachtshiyar Kovil Veethy, Thoddaveli | Mannar Town | 0.00 | 0.65 | 0.65 |
| 7 | NPMND007 | Keerippilai Veethy, Tharapuram, Thoddaveli | Mannar Town | 0.00 | 1.10 | 1.10 |
| 8 | NPMND008 | Puthukkudiyiruppu Fisherman, Street | Mannar Town | 0.00 | 0.30 | 0.30 |
| 9 | NPMND009 | Union Lane, Pesalai | Mannar Town | 0.00 | 0.30 | 0.30 |
| 10 | NPMND010 | Therasa Veethy, Pesalai | Mannar Town | 0.00 | 0.35 | 0.35 |
| 11 | NPMND011 | Lourts Veethy, Peasalai | Mannar Town | 0.00 | 0.80 | 0.80 |
| 12 | NPMND012 | Sinnakarisal Veethy | Mannar Town | 0.00 | 2.45 | 2.45 |
| 13 | NPMND013 | Karisal Veethy, Pesalai | Mannar Town | 0.00 | 0.80 | 0.80 |
| 14 | NPMND014 | Seruthoppu Veethy, Peasalai | Mannar Town | 0.00 | 0.80 | 0.80 |
| 15 | NPMND015 | Main Street, Cemetery Road, Erukkalampitty | Mannar Town | 0.00 | 0.65 | 0.65 |
| 16 | NPMND016 | Ousimukan Thurai Veethy, Erukkalampitty | Mannar Town | 0.00 | 0.65 | 0.65 |
| 17 | NPMND017 | Kadaleri Veethy,Panangaddikottu,Mannar | Mannar Town | 0.00 | 0.60 | 0.60 |
| 18 | NPMND018 | Olimoddai -100 Houshing scheeme Veethy , Mannar | Mannar Town | 0.00 | 2.00 | 2.00 |
| 19 | NPMND019 | Uyiththarasankulam,Uyilankulam Water Tank Veethy | Nanaddan | 0.00 | 4.00 | 4.00 |
| 20 | NPMND020 | Vankalai- Central Road | Nanaddan | 0.00 | 0.75 | 0.75 |
| 21 | NPMND021 | Railway station -Sea Cost Road | Nanaddan | 0.00 | 0.65 | 0.65 |
| 22 | NPMND022 | Clanival Road | Nanaddan | 0.00 | 0.65 | 0.65 |
| 23 | NPMND023 | Maruthamadhu Internal Road | Musali | 0.00 | 1.00 | 1.00 |
| 24 | NPMND024 | Kondachchi Estate Road | Musali | 0.00 | 2.50 | 2.50 |

*Source: Department of Road Development, NP*

## 11.8.5 " D " Class Roads, Vavuniya District

| S.No. | Road Code | Name of Road | DS Division | From (Km) | To (Km) | Total Length (km) |
|---|---|---|---|---|---|---|
| 1 | NPVAD001 | Poonthoddam-Maharambaikulam-housing scheme Road | vavuniya | 0.00 | 3.50 | 3.50 |
| 2 | NPVAD002 | Pavatkulam Unit 4 - Poovarasankulam Cheddikulam Road | Vengalacheddikulam | 0.00 | 3.70 | 3.70 |
| 3 | NPVAD003 | Pavatkulam Unit 2 junction from Neriyakulam -Nellukulam Rd | Vengalacheddikulam | 0.00 | 3.50 | 3.50 |
| 4 | NPVAD004 | Mahakongaskada to L.B Coloney acre 400 Road | vavuniya South | 0.00 | 3.00 | 3.00 |
| 5 | NPVAD005 | Kurisuddankulam junction - to Kulavisuddan Road | vavuniya North | 0.00 | 6.00 | 6.00 |
| 6 | NPVAD006 | Veerapuram 3rd Road cross street Junction from Neriyakulam-Nellukulam Road to Periyapuliyankulam junction | Vengalacheddikulam | 0.00 | 3.25 | 3.25 |
| 7 | NPVAD007 | Periya Ulukkulama to Cheddikulam Bund Road | vavuniya South | 0.00 | 4.60 | 4.60 |
| 8 | NPVAD008 | Cheddikulam - Musalkuththi Road | Vengalacheddikulam | 0.00 | 6.00 | 6.00 |
| **Sub Total ("D" Class )** | | | | | | |

*Source: Department of Road Development, NP*

## Transport - Private Bus Services

### Table 11.9. Private Bus by routes and operation, NP - 2019

| No. of Buses | | | | No. of Routes | | No. of bussesoperated perday | | No of Employees |
|---|---|---|---|---|---|---|---|---|
| By operational | | By Distance | | | | | | |
| Operational | Non Operational | Long Distance | Internal Routes | Long Distance | Internal Routes | Long Distance | Internal Routes | |
| 883 | 125 | 265 | 743 | 41 | 79 | 172 | 438 | 37 |

*Source : Road Passenger Transport Authority, NP*

## Table 11.10. Short trip buses operate by private sector, NP – 2019

| S.No | From | Distination | Route No | Distance (in KM) | Schedule No. of. Buses | No. of Trips per day | No. of Annual Trips | Passenger per day | No. of Annual Passenger | Bus fare |
|---|---|---|---|---|---|---|---|---|---|---|
| 1 | Pointpedro | Jaffna | 750 | 35.4 | 76 | 58 | 21170 | 2320 | 846800 | 68.00 |
| 2 | Pointpedro | Jaffna(Valvettithurai) | 751 | 38 | 24 | 21 | 7665 | 1050 | 383250 | 68.00 |
| 3 | Atchuvely | Jaffna | 752/1 | 19 | 60 | 52 | 18980 | 2080 | 759200 | 47.00 |
| 4 | Pointpedro | Nagarkovil | 755 | 20 | 1 | 2 | 730 | 50 | 18250 | 44.00 |
| 5 | Pointpedro | Kodikamam | 759 | 18 | 15 | 27 | 9855 | 1620 | 591300 | 47.00 |
| 6 | Pointpedro | Aliyawalai | 762 | 55 | 6 | 5 | 1825 | 400 | 146000 | 84.00 |
| 7 | Vayavilan | Jaffna | 764 | 13.3 | 27 | 64 | 23360 | 3840 | 1401600 | 37.00 |
| 8 | Keerimalai | Jaffna(Ampanai) | 768 | 22.7 | 26 | 33 | 12045 | 2310 | 843150 | 52.00 |
| 9 | Kangesanthurai | Jaffna | 769 | 16 | 56 | 71 | 25915 | 4260 | 1554900 | 50.00 |
| 10 | Kodikamam | Jaffna | 769/1 | 35.4 | 81 | 80 | 29200 | 4800 | 1752000 | 47.00 |
| 11 | Chavakachcheri | Chunnagam | 775 | 15 | 2 | 4 | 1460 | 280 | 102200 | 52.00 |
| 12 | Kurikadduvan | Jaffna | 776 | 35 | 21 | 24 | 8760 | 1920 | 700800 | 71.00 |
| 13 | Kannaki amman Kovilady | Jaffna(Kayts Town) | 777 | 24 | 3 | 80 | 29200 | 5600 | 2044000 | 52.00 |
| 14 | Kayts | Jaffna | 780 | 33.8 | 15 | 20 | 7300 | 1400 | 511000 | 70.00 |
| 15 | Jaffna | Mandaitivu | 781 | 11 | 2 | 8 | 2920 | 400 | 146000 | 32.00 |
| 16 | Karainagar | Jaffna | 782 | 30.1 | 28 | 45 | 16425 | 3150 | 1149750 | 55.00 |
| 17 | Karainagar | Jaffna(Navaly) | 786 | 25 | 5 | 1 | 365 | 70 | 25550 | 52.00 |
| 18 | Mathagal | Jaffna | 787 | 25 | 32 | 43 | 15695 | 2150 | 784750 | 47.00 |
| 19 | Keerimalai | Jaffna(Ilavalai) | 788 | 23.8 | 25 | 41 | 14965 | 2050 | 748250 | 50.00 |
| 20 | Sithankerny | Jaffna | 789 | 15.9 | 9 | 28 | 10220 | 1400 | 511000 | 39.00 |
| 21 | Coiumbuthurai | Jaffna | 790 | 10 | 8 | 25 | 9125 | 1000 | 365000 | 23.00 |
| 22 | Kachcheri | Jaffna | 793 | 5.1 | 17 | 64 | 23360 | 1920 | 700800 | 14.00 |
| 23 | Aliyawalai | Jaffna | 807 | 64 | 3 | 2 | 730 | 140 | 51100 | 110.00 |
| 24 | Mannar | Thalvupadu | 946 | 7 | 10 | 14 | 5110 | 700 | 255500 | 25.00 |
| 25 | Mannar | Pesalai | 948/2 | 17 | 11 | 12 | 4380 | 120 | 43800 | 40.00 |
| 26 | Mannar | Talaimannar | 948 | 34 | 7 | 10 | 3650 | 700 | 255500 | 68.00 |
| 27 | Mannar | Vaddakandal | 944 | 23 | 5 | 10 | 3650 | 400 | 146000 | 60.00 |
| 28 | Mannar | Erukkalampiddy | 949 | 10 | 1 | 3 | 1095 | 90 | 32850 | 30.00 |

| | | | | | | | | | | |
|---|---|---|---|---|---|---|---|---|---|---|
| 29 | Mannar | Vidathaltivu (Adampan) | 812 | 33 | 1 | 1 | 365 | 40 | 14600 | 63.00 |
| 30 | Mannar | Mullikulam | 945 | 72 | 2 | 4 | 1460 | 140 | 51100 | 130.00 |
| 31 | Mannar | Periyamadhu(Vidathaltivu | 812/2 | 52 | 2 | 5 | 1825 | 325 | 118625 | 100.00 |
| 32 | Mannar | Periyamadhu(Adampan,Vidathaltivu) | | 55 | 1 | 2 | 730 | 60 | 21900 | 91.00 |
| 33 | Mannar | Murunkan(Vankalai, Nanaddan | 943/4 | 47 | 1 | 2 | 730 | 65 | 23725 | 81.00 |
| 34 | Mannar | Madhu | 941 | 63 | 2 | 4 | 1460 | 240 | 87600 | 110.00 |
| 35 | Mannar | Nanaddan (Vankalai) | 943 | 20 | 6 | 10 | 3650 | 500 | 182500 | 55.00 |
| 36 | Mannar | Arippu(Murunkan) | 942/1 | 30 | 1 | 1 | 365 | 40 | 14600 | 50.00 |
| 37 | Mannar | Arippu(ujelankulam, Nanaddan) | | 25 | 1 | 2 | 730 | 68 | 24820 | 52.00 |
| 38 | Mannar | Keeri | | 9 | 1 | 3 | 1095 | 210 | 76650 | 28.00 |
| 39 | Thoddaweli | Vidathaltivu | 812/2 | 41 | 1 | 2 | 730 | 100 | 36500 | 60.00 |
| 40 | Mannar | Kondachchi(ujelankulam, Nanaddan) | 945 | 47 | 1 | 2 | 730 | 100 | 36500 | 60.00 |
| 41 | Mullaitivu | Kokilai | 819 | 36 | 5 | 5 | 1825 | 300 | 109500 | 94.00 |
| 42 | Mullaitivu | Kumulamunai | | 25 | 2 | 4 | 1460 | 280 | 102200 | 70.00 |
| 43 | Mullaitivu | Thunukkai | 816 | 65 | 3 | 4 | 1460 | 160 | 58400 | 150.00 |
| 44 | Mullaitivu | Pandiyankulam | | 65 | 1 | 1 | 365 | 40 | 14600 | 151.00 |
| 45 | Thunukkai | Mankulam | | 14 | 1 | 4 | 1460 | 30 | 10950 | 150.00 |
| 46 | Kilinochchi | Ramanathapuram | 802/2 | 22 | 9 | 11 | 4015 | 550 | 200750 | 50.00 |
| 47 | Kilinochchi | Puthukadu | | 17 | 1 | 3 | 1095 | 150 | 54750 | 42.00 |
| 48 | Kilinochchi | Mulangavil | 803/6 | 55 | 7 | 8 | 2920 | 400 | 146000 | 91.00 |
| 49 | Ramanathapuram | Mulangavil | 803/6 | 77 | 2 | 1 | 365 | 60 | 21900 | 120.00 |
| 50 | Mudkompan | Kilinochchi | 803/1 | 22 | 1 | 2 | 730 | 80 | 29200 | 50.00 |
| 51 | Valaipadu | Kilinochchi | 803/7 | 60 | 4 | 4 | 1460 | 120 | 43800 | 97.00 |
| 52 | Kilinochchi | Majivaganapuram | 730/2 | 30 | 2 | 4 | 1460 | 200 | 73000 | 60.00 |
| 53 | Kilinochchi | Mulangavil(Poonagary) | | 52 | 2 | 2 | 730 | 80 | 29200 | 86.00 |
| 54 | Kilinochchi | Kallaru | 730/3 | 27 | 1 | 3 | 1095 | 120 | 43800 | 55.00 |
| 55 | Kilinochchi | Urutherapuram | 796/2 | 15 | 2 | 3 | 1095 | 135 | 49275 | 39.00 |
| 56 | Paranthan | Murikandy | | 16 | 39 | 64 | 23360 | 3200 | 1168000 | 39.00 |
| 57 | Vavuniya | Cheddikulam | 859 | 26 | 9 | 20 | 7300 | 1200 | 438000 | 70.00 |
| 58 | Vavuniya | Kidachoori | 87/6 | 17 | 8 | 15 | 5475 | 750 | 273750 | 60.00 |

| | | | | | | | | | | |
|---|---|---|---|---|---|---|---|---|---|---|
| 59 | Vavuniya | Poompukar | 87/6/1 | 22 | 2 | 6 | 2190 | 270 | 98550 | 60.00 |
| 60 | Vavuniya | Sithamparapuram | 830 | 18 | 9 | 12 | 4380 | 720 | 262800 | 47.00 |
| 61 | Vavuniya | Sithamparapuram (Mahilankulam | 830/1 | 18 | 1 | 3 | 1095 | 120 | 43800 | 47.00 |
| 62 | Vavuniya | Track-7 | 859/2 | 22 | 4 | 9 | 3285 | 585 | 213525 | 60.00 |
| 63 | Vavuniya | Weharathanna | 903/3 | 43 | 3 | 4 | 1460 | 320 | 116800 | 102.00 |
| 64 | Vavuniya | Boogaswewa | 903/1 | 36 | 2 | 6 | 2190 | 420 | 153300 | 96.00 |
| 65 | Vavuniya | Sinnathampanai | 83/4 | 26 | 1 | 3 | 1095 | 180 | 65700 | 80.00 |
| 66 | Vavuniya | Kothandanochchikulam | 87/6/2 | 17 | 1 | 3 | 1095 | 150 | 54750 | 60.00 |
| 67 | Vavuniya | Arapath Nagar | 83/5 | 14 | 2 | 6 | 2190 | 360 | 131400 | 50.00 |
| 68 | Vavuniya | Maharambaikulam | 903/2 | 7 | 4 | 12 | 4380 | 600 | 219000 | 40.00 |
| 69 | Vavuniya | Patikudijeruppu | 87/3 | 45 | 3 | 6 | 2190 | 300 | 109500 | 90.00 |
| 70 | Vavuniya | Thiruwegama | 857/2 | 13 | 1 | 0 | 0 | 0 | 0 | 40.00 |
| 71 | Vavuniya | Katpagapuram | 83/3 | 11 | 2 | 8 | 2920 | 440 | 160600 | 42.00 |
| 72 | Vavuniya | Palamoddai | 87/3/2 | 41 | 2 | 3 | 1095 | 120 | 43800 | 60.00 |
| 73 | Vavuniya | Ukkulamkulam | 836/6 | 8 | 1 | 4 | 1460 | 220 | 80300 | 40.00 |
| 74 | Vavuniya | Sundarapuram | 836/4 | 18 | 3 | 9 | 3285 | 585 | 213525 | 50.00 |
| 75 | Vavuniya | Katharsinnakulam | 903/2 | 7 | 2 | 4 | 1460 | 120 | 43800 | 40.00 |
| 76 | Vavuniya | Kallikulam | | 19 | 1 | 3 | 1095 | 120 | 43800 | 42.00 |
| 77 | Vavuniya | Andiyanpuliyankulam | | 37 | 1 | 2 | 730 | 100 | 36500 | 68.00 |
| 78 | Vavuniya | Varikuttiyoor | 836/5 | 22 | 2 | 6 | 2190 | 450 | 164250 | 60.00 |
| 79 | Vavuniya | Semamadhu | 87/3/1 | 23 | 1 | 3 | 1095 | 90 | 32850 | 80.00 |

*Source : Road Passenger Transport Authority, NP*

## Table 11.11. Long trip buses operates by private sector. NP - 2019

| S.No | From | Distination | Route No. | Distance in KM | Schedule No. of. Buses | No. of Trips per day | No. of Annual Trips | Passenger per day | No. of Annual Passenger | Bus fare |
|---|---|---|---|---|---|---|---|---|---|---|
| 1 | Jaffna | Kilinochchi | 89 | 70 | 14 | 8 | 2920 | 640 | 233600 | 112.00 |
| 2 | Jaffna | Mullaitivu | 89/1 | 120 | 27 | 15 | 5475 | 1650 | 602250 | 195.00 |
| 3 | Jaffna | Mannar | 813 | 110 | 20 | 14 | 5110 | 1470 | 536550 | 195.00 |
| 4 | Jaffna | Naddankandal | 90/1 | 110 | 1 | 1 | 365 | 100 | 36500 | 196.00 |
| 5 | Jaffna | Panangamam | 90/2 | 110 | 2 | 1 | 365 | 105 | 38325 | 197.00 |
| 6 | Jaffna | Thunukkai | 90 | 117 | 9 | 6 | 2190 | 480 | 175200 | 159.00 |
| 7 | Jaffna | Ramanathapuram | 802/2-89 | 90 | 1 | 1 | 365 | 120 | 43800 | 136.00 |
| 8 | Jaffna | Muthaiyankaddu | | 120 | 3 | 1 | 365 | 130 | 47450 | 175.00 |
| 9 | Jaffna | Mannar | 83/87/3 | 226 | 5 | 0 | 0 | 0 | 0 | |
| 10 | Jaffna | Mulankavil | 812/4 | 75 | 1 | 1 | 365 | 90 | 32850 | 117.00 |
| 11 | Jaffna | Vannerikulam | 803/6-812/4 | 84 | 1 | 0 | 0 | 0 | 0 | |
| 12 | Jaffna | Valaipadu | 812/5 | 80 | 1 | 1 | 365 | 80 | 29200 | 125.00 |
| 13 | Vavuniya | Thunukkai | 87/3 | 68 | 3 | 5 | 1825 | 300 | 109500 | 110.00 |
| 14 | Vavuniya | Naddankandal | | 60 | 2 | 1 | 365 | 60 | 21900 | 111.00 |
| 15 | Vavuniya | Mallavi | 87/3 | 52 | 3 | 2 | 730 | 120 | 43800 | 127.00 |
| 16 | Vavuniya | Valajankatto | 87/3 | 35 | 2 | | 0 | 0 | 0 | |
| 17 | Vavuniya | Vilathikkulam | 83/6 | 40 | 2 | 3 | 1095 | 180 | 65700 | 110.00 |
| 18 | Vavuniya | Poonagary | 87/3 | 106 | 4 | 1 | 365 | 65 | 23725 | 157.00 |
| 19 | Vavuniya | Kilinochchi | 87/3 | 78 | 11 | 6 | 2190 | 300 | 109500 | 123.00 |
| 20 | Vavuniya | Iranaipaalai(Mankulam) | 87/3 | 103 | 1 | 1 | 365 | 60 | 21900 | 150.00 |
| 21 | Vavuniya | Mullaitivu(Parnthan) | 87/3-730 | 116 | 5 | 3 | 1095 | 255 | 93075 | 200.00 |
| 22 | Vavuniya | Panangamam | | 61 | 1 | 1 | 365 | 65 | 23725 | 127.00 |
| 23 | Vavuniya | Mullaitivu(Nedunkerny) | 82 | 87 | 29 | 18 | 6570 | 1350 | 492750 | 141.00 |
| 24 | Vavuniya | Pointpedro | 87/1 | 145 | 7 | 5 | 1825 | 300 | 109500 | 215.00 |
| 25 | Vavuniya | Thalaimannar | 83/1 | 126 | 2 | 1 | 365 | 70 | 25550 | 195.00 |
| 26 | Vavuniya | Mannar | 83 | 86 | 24 | 14 | 5110 | 840 | 306600 | 131.00 |

| | | | | | | | | | | |
|---|---|---|---|---|---|---|---|---|---|---|
| 27 | Vavuniya | Jaffna | 87/3 | 144 | 32 | 28 | 10220 | 2800 | 1022000 | 215.00 |
| 28 | Vavuniya | Visuvamadu | 87/3 | 100 | 6 | 3 | 1095 | 255 | 93075 | 149.00 |
| 29 | Vavuniya | Kakkaiyankulam | | 40 | 1 | 1 | 365 | 55 | 20075 | 90.00 |
| 30 | Vavuniya | Udaiyarkaddu | | 75 | 10 | 5 | 1825 | 425 | 155125 | 117.00 |
| 31 | Vavuniya | Periyamadhu | | 61 | 1 | 1 | 365 | 50 | 18250 | 120.00 |
| 32 | Vavuniya | Kalmadhu | | 32 | 2 | 1 | 365 | 40 | 14600 | 60.00 |
| 33 | Vavuniya | Palampitty | | 52 | 1 | 1 | 365 | 45 | 16425 | 110.00 |
| 34 | Vavuniya | Mulankavil | 803/6-87/3 | 133 | 1 | 1 | 365 | 185 | 67525 | 192.00 |
| 35 | Vavuniya | Valaipadu | 816/7 | 120 | 3 | 1 | 365 | 160 | 58400 | 175.00 |
| 36 | Mullaitivu | Pointpedro | 89/2 | 145 | 6 | 3 | 1095 | 270 | 98550 | 215.00 |
| 37 | Mullaitivu (Paranthan) | Mannar | 87/3 | 158 | 1 | 1 | 365 | 150 | 54750 | 221.00 |
| 38 | Mullaitivu (Vellankulam) | Mannar | | 125 | 1 | 1 | 365 | 80 | 29200 | 182.00 |
| 39 | Mullaitivu | Kilinochchi | 730 | 58 | 16 | 11 | 4015 | 715 | 260975 | 97.00 |
| 40 | Mannar | Valaipadu | 812/6 | 83 | 1 | 1 | 365 | 165 | 60225 | 131.00 |
| 41 | Kilinochchi | Othiyamalai | 730/1 | 60 | 2 | 1 | 365 | 85 | 31025 | 130.00 |

*Source : Road Passenger Transport Authority, NP*

## Transport - Srilanka Transport Board (SLTB)

### Table 11.12 Long trip buses operates by SLTB -2019

| No | Destination | Route No | Distance in KM | Schedule No.of Buses | No.of Trips per Day | No.of Annual Trip | Passenger Per Day | No.of Annual Passenger | Bus fsre (Rs) |
|---|---|---|---|---|---|---|---|---|---|
| 1 | Jaffna - Colombo | 87/15 | 400.0 | 4 | 4 | 1,460 | 345 | 125,925 | 825.00 |
| 2 | Jaffna - Colombo | 57 | 390.0 | 2 | 2 | 730 | 115 | 41,975 | 825.00 |
| 3 | Jaffna - Colombo | 87/4 | 416.0 | 4 | 4 | 1,460 | 430 | 156,950 | 810.00 |
| 4 | Jaffna - Kandy | 43 | 320.0 | 4 | 4 | 1,460 | 840 | 306,600 | 455.00 |
| 5 | Jaffna-Trincomalee | 88 | 241.4 | 4 | 4 | 1,460 | 613 | 223,745 | 347.00 |
| 6 | Jaffna - Akkaraipathu | 86 | 456.0 | 2 | 2 | 730 | 246 | 89,790 | 607.00 |
| 7 | Jaffna - Pothuvil | 86/1 | 504.0 | 2 | 2 | 730 | 145 | 52,925 | 669.00 |
| 8 | Jaffna - Vavuniya | 87/3 | 145.5 | 7 | 14 | 5,110 | 1,055 | 385,075 | 215.00 |
| 9 | Jaffna - Mannar | 812 | 123.0 | 3 | 8 | 2,920 | 942 | 343,830 | 195.00 |

*Source :- Sri Lanka Transport Board, Jaffna*

**Table 11.13 Short trip buses operates by SLTB -2019**
**Jaffna - Depot**

| No | Destination | Route No | Distance in KM | Schedule No.of Buses | No.of Trips per Day | No.of Annuval Trip | Passenger Per Day | No.of Annual Passenger | Bus fsre (Rs) |
|---|---|---|---|---|---|---|---|---|---|
| 1 | Jaffna - Vidathapala | 769/2 | 33.0 | 1 | 6 | 2,190 | 220 | 80,300 | 60.00 |
| 2 | Jaffna - Usan | 769/764 | 36.0 | 1 | 2 | 730 | 60 | 21,900 | 63.00 |
| 3 | Sanganai - Chavakacheri | 775 | 32.5 | 1 | 8 | 2,920 | 520 | 189,800 | 65.00 |
| 4 | Jaffna - Sunnagam | 771 | 14.4 | 1 | 2 | 730 | 40 | 14,600 | 44.00 |
| 5 | Jaffna - Paruthiyadapu | 778 | 25.7 | 2 | 4 | 1,460 | 120 | 43,800 | 63.00 |
| 6 | Jaffna - Kayts | 780 | 29.1 | 1 | 1 | 365 | 25 | 9,125 | 65.00 |
| 7 | Jaffna - Ilavala | 788 | 18.1 | 1 | 2 | 730 | 40 | 14,600 | 44.00 |
| 8 | Jaffna - Siththangeni | 789/2 | 15.9 | 1 | 2 | 730 | 45 | 16,425 | 39.00 |
| 9 | Jaffna - Changanai | 789/3 | 17.2 | 1 | 2 | 730 | 88 | 32,120 | 44.00 |
| 10 | Jaffna - Ariyala east | 790 | 17.6 | 1 | 8 | 2,920 | 280 | 102,200 | 32.00 |
| 11 | Jaffna - Mannan kurichi | 794 | 32.8 | 1 | 6 | 2,190 | 295 | 107,675 | 65.00 |
| 12 | Jaffna - Ilavala | 795 | 20.1 | 1 | 8 | 2,920 | 330 | 120,450 | 65.00 |
| 13 | Jaffna - Keerimalai | 798/1 | 24.8 | 1 | 2 | 730 | 160 | 58,400 | 55.00 |
| 14 | Jaffna - Kevil | 807 | 70.6 | 2 | 4 | 1,460 | 190 | 69,350 | 115.00 |
| 15 | Jaffna - Maravanpulau | 805 | 25.1 | 1 | 6 | 2,190 | 390 | 142,350 | 60.00 |
| 16 | Jaffna - Usan | 769 | 30.0 | 5 | 8 | 2,920 | 215 | 78,475 | 50.00 |

| | | | | | | | | | |
|---|---|---|---|---|---|---|---|---|---|
| 17 | Jaffna - Point pedro | 764/4 | 38.0 | 2 | 3 | 1,095 | 130 | 47,450 | 73.00 |
| 18 | Jaffna - Mandathivu | 781 | 10.6 | 1 | 12 | 4,380 | 210 | 76,650 | 32.00 |
| 19 | Jaffna - Kayts.Kannake | 777 | 27.7 | 8 | 28 | 10,220 | 895 | 326,675 | 60.00 |
| 20 | Jaffna - Kurikkadduvan | 776 | 32.5 | 7 | 16 | 5,840 | 310 | 113,150 | 71.00 |
| 21 | Jaffna - Kuppilan | 770 | 16.7 | 1 | 5 | 1,825 | 65 | 23,725 | 47.00 |
| 22 | Jaffna - KKS | 769/7 | 18.0 | 16 | 34 | 12,410 | 1,470 | 536,550 | 47.00 |
| 23 | Jaffna - Melenchimunai | 777/1 | 27.8 | 3 | 12 | 4,380 | 318 | 116,070 | 60.00 |
| 24 | Jaffna - Thanankilappu | 809 | 22.6 | 1 | 8 | 2,920 | 258 | 94,170 | 42.00 |
| 25 | Jaffna - Atchuveli | 986 | 20.0 | 1 | 8 | 2,920 | 265 | 96,725 | 58.00 |
| 26 | Jaffna - Keerimalai | 768 | 22.0 | 3 | 12 | 4,380 | 225 | 82,125 | 52.00 |
| 27 | Jaffna - KKS | 764/1 | 21.0 | 0 | 4 | 1,460 | 135 | 49,275 | 47.00 |
| 28 | Jaffna - Thurkapram | 811 | 34.8 | 2 | 12 | 4,380 | 435 | 158,775 | 73.00 |
| 29 | Jaffna - Alankulai | 749 | 23.5 | 1 | 6 | 2,190 | 120 | 43,800 | 47.00 |
| 30 | Jaffna - Pointpedro | 750 | 35.4 | 1 | 1 | 365 | 40 | 14,600 | 68.00 |
| 31 | Jaffna - Viyavilan | 764 | 15.0 | 10 | 28 | 10,220 | 728 | 265,720 | 37.00 |
| 32 | Jaffna - Mylankadu | 764/5 | 19.7 | 1 | 6 | 2,190 | 305 | 111,325 | 44.00 |
| 33 | Delft Jetty - Koodaikadu | 801 | 15.0 | 1 | 8 | 2,920 | 130 | 47,450 | 44.00 |
| 34 | Nainateevu Jety - vagala | 748 | 5.0 | 1 | 24 | 8,760 | 190 | 69,350 | 28.00 |
| 35 | Anala - Murukan Kovil | 747 | 6.4 | 1 | 18 | 6,570 | 110 | 40,150 | 23 |

*Source :- Sri Lanka Transport Board, Jaffna*

## Table 11.14 School service buses operates by SLTB -2019

| No | Destination | Route No | Distance in KM | Schedule No.of Buses | No.of Trips per Day | No.of Annuval Trip | Passenger Per Day | No.of Annual Passenger | Bus fsre (Rs) |
|---|---|---|---|---|---|---|---|---|---|
| 1 | Vayavilan - Chundukkuli | 764 | 18.3 | 2 | 4 | 1460 | 42 | 15,330 | 39.00 |
| 2 | Kuppilan - Chundukkuli | 770 | 20.0 | 1 | 2 | 730 | 50 | 18,250 | 44.00 |
| 3 | KKS - Chundukkuli | 769/7 | 21.3 | 2 | 4 | 1460 | 58 | 21,170 | 50.00 |
| 4 | Alaveddi - Chundukkuli | 768 | 22.8 | 1 | 2 | 730 | 35 | 12,775 | 57.00 |
| 5 | Valalai - Chundukkuli | 750/1 | 26.1 | 2 | 2 | 730 | 48 | 17,520 | 62.00 |
| 6 | Achchuveli - Chuundukkuli | 750/2 | 22.2 | 2 | 2 | 730 | 30 | 10,950 | 57.00 |
| 7 | Neerveli - Chundukkuli | 750/3 | 17.6 | 1 | 2 | 730 | 20 | 7,300 | 37.00 |
| 8 | Kodikamam - Chundukkuli | 769 | 29.3 | 1 | 2 | 730 | 48 | 17,520 | 50.00 |
| 9 | Ilavala - Chundukkuli | 788 | 21.4 | 2 | 2 | 730 | 55 | 20,075 | 55.00 |
| 10 | Thanakilappu - Chundukkuli | 809 | 22.6 | 1 | 2 | 730 | 45 | 16,425 | 45.00 |
| 11 | Jaffnf - Mahajana | 764/1 | 21.0 | 1 | 2 | 730 | 65 | 32,725 | 37.00 |
| 12 | Valalai - Chundukkuli | 986 | 27.1 | 1 | 2 | 730 | 78 | 28,470 | 60.00 |
| 13 | Thavadi - Manipai - Chundukkuli | 771 | 21.7 | 1 | 2 | 730 | 70 | 25,550 | 50.00 |

*Source :- Sri Lanka Transport Board, Jaffna*

**Table 11.15 Long trip buses operates by Point pedro Depot -2019**

| No | Destination | Route No | Distance in KM | Schedule No.of Buses | No.of Trips per Day | No.of Annuval Trip | Passenger Per Day | No.of Annual Passenger | Bus fsre (Rs) |
|---|---|---|---|---|---|---|---|---|---|
| 1 | PPD - Colombo | 4 | 426.0 | 06 | 06 | 72 | 382 | 4,584 | 830.00 |
| 2 | PPD - Trinco | 88 | 240.0 | 01 | 02 | 24 | 216 | 2,592 | 358.00 |
| 3 | PPD - Mannar | 812 | 175.0 | 01 | 02 | 24 | 218 | 2,616 | 239.00 |
| 4 | PPD - Kalmunai | 86 | 455.0 | 01 | 02 | 24 | 200 | 2,400 | 592.00 |
| 5 | PPD - Vavuniya | 87 | 140.0 | 04 | 08 | 96 | 700 | 8,400 | 221.00 |

**Table 11.16 Short trip buses operates by Point pedro Depot -2019**

| No | Destination | Route No | Distance in KM | Schedule No.of Buses | No.of Trips per Day | No.of Annuval Trip | Passenger Per Day | No.of Annual Passenger | Bus fsre (Rs) |
|---|---|---|---|---|---|---|---|---|---|
| 1 | PPD - Jaffna | 750 | 35.4 | 08 | 32 | 384 | 2786 | 33,432 | 70.00 |
| 2 | PPD - Jaffna | 751 | 43.1 | 02 | 24 | 288 | 826 | 9,912 | 70.00 |
| 3 | PPD - Jaffna | 764 | 38.0 | 01 | 1 | 12 | 20 | 240 | 75.00 |
| 4 | PPD - Kodikamam | 759 | 20.9 | 02 | 8 | 96 | 200 | 2,400 | 59.00 |
| 5 | PPD - Vaddukkoddai | 767 | 50 | 01 | 4 | 48 | 350 | 4,200 | 83.00 |
| 6 | PPD - Araly | 766 | 53.5 | 01 | 4 | 48 | 189 | 2,268 | 83.00 |
| 7 | PPD - Potpathy | 762/1 | 15.4 | 01 | 12 | 144 | 280 | 3,360 | 43.00 |
| 8 | PPD - Kaddaikkadu | 762 | 52.0 | 02 | 02 | 24 | 5 | 60 | 83.00 |

**Table 11.17 School service buses operates by Point pedro Depot -2019**

| No | | Route No | Distance in KM | Schedule No.of Buses | No.of Trips per Day | No.of Annuval Trip | Passenger Per Day | No.of Annual Passenger | Bus fsre (Rs) |
|---|---|---|---|---|---|---|---|---|---|
| 1 | PPD - Yakkaru | 754/1 | 24.1 | 01 | 02 | 24 | 60 | 720 | 40.00 |
| 2 | PPD - Kalluvam | 757/1 | 28.3 | 01 | 02 | 24 | 120 | 1,440 | 40.00 |
| 3 | PPD - Chankanai | 765/1 | 56.0 | 01 | 02 | 24 | 130 | 1,560 | 51.00 |
| 4 | PPD - Thondamanaru | 752/1 | 29.0 | 01 | 02 | 24 | 120 | 1,440 | 38.00 |
| 5 | PPD - Kudavaththai | 759/2/3 | 18 | 01 | 02 | 24 | 110 | 1,320 | 19.00 |

*Source :- Sri Lanka Transport Board, Jaffna*

## Table 11.18 Long trip buses operates by Karainagar depot - 2019

| No | Destination | Route No | Distance in KM | Schedule No.of Buses | No.of Trips per Day | No.of Annuval Trip | Passenger Per Day | No.of Annual Passenger | Bus fsre (Rs) |
|---|---|---|---|---|---|---|---|---|---|
| 1 | Jaffna - Colombo | 87 | 405 | 3 | 3 | 1,095 | 235 | 85,625 | 810.00 |
| 2 | Jaffna - Kandy | 43 | 320 | 2 | 2 | 730 | 121 | 44,153 | 668.00 |
| 3 | Jaffna - Vavuniya | 87/3 | 143.4 | 5 | 11 | 4,015 | 884 | 322,560 | 215.00 |
| 4 | Jaffna - Mannar | 812 | 121.0 | 2 | 4 | 1,460 | 1,460 | 129,151 | 195.00 |
| 5 | Jaffna - Mullaitivu | 85 | 145.3 | 1 | 1 | 241 | 60 | 14,452 | 215.00 |
| 6 | Jaffna - Pandiyankulam | 90 | 128.3 | 1 | 2 | 730 | 151 | 55,091 | 185.00 |
| 7 | Karainagar - Vavuniya Via Kopay | 87/1 | 172.1 | 1 | 1 | 365 | 76 | 27,840 | 254.00 |
| 8 | Karainagar - Mullaitivu Via Kopay | 85/1 | 171.8 | 1 | 1 | 241 | 50 | 12,019 | 254.00 |

## Table 11.19 Short trip buses operates by Karainagar depot - 2019

| No | Destination | Route No | Distance in KM | Schedule No.of Buses | No.of Trips per Day | No.of Annuval Trip | Passenger Per Day | No.of Annual Passenger | Bus fsre (Rs) |
|---|---|---|---|---|---|---|---|---|---|
| 1 | Jaffna -Karainagar | 782 | 30.1 | 4 | 32 | 11,680 | 1,037 | 378,328 | 55.00 |
| 2 | Jaffna -Karainagar | 784 | 25.6 | 1 | 16 | 5,840 | 343 | 125,059 | 50.00 |
| 3 | Jaffna -Karainagar | 785 | 32.8 | 1 | 2 | 730 | 60 | 21,865 | 58.00 |
| 4 | Jaffna -Karainagar | 786 | 24.3 | 3 | 29 | 10,585 | 1,308 | 477,355 | 50.00 |
| 5 | Jaffna -Karainagar Via Sanguvely | 782/4 | 32.6 | 1 | 7 | 2,555 | 273 | 99,751 | 60.00 |
| 6 | Jaffna -Karainagar Via Ducth Road | 785/1 | 32.8 | 1 | 6 | 2,190 | 136 | 49,475 | 55.00 |

*Source :- Sri Lanka Transport Board, Jaffna*

# Chapter - 12
# Cooperative Development

## Table 12.1. Type of Cooperative Societies by ACCD Division, NP - 2019

| Types of Societies | Jaffna | | Kilinochchi | | Mannar | | Mullaitivu | | Vavuniya | | Total | |
|---|---|---|---|---|---|---|---|---|---|---|---|---|
| | act. | defu. | act. | defu. | act. | defu. | act. | defu. | act. | defu. | act | defu. |
| MPCS | 24.00 | - | 6.00 | - | 7.00 | - | 6.00 | - | 4.00 | - | 47.00 | - |
| Other Consumer Soc. | - | - | - | - | - | - | - | - | - | - | - | - |
| ***TCCS*** | | | | | | | | | | | - | - |
| Unions | - | - | - | - | - | - | - | - | - | - | - | - |
| Rural Societies | 266.00 | 572.00 | 46.00 | 68.00 | 71.00 | 42.00 | 54.00 | 81.00 | 143.00 | 61.00 | 580.00 | 824.00 |
| Others | | | | | | | | | | | - | - |
| ***Agro Industries*** | | | | | | | | | | | - | - |
| Coconut & Palmyrah Products | 20.00 | - | 3.00 | - | 5.00 | 1.00 | 8.00 | - | 3.00 | - | 39.00 | 1.00 |
| Vegetables | - | - | - | - | - | - | - | - | - | - | - | - |
| Dairy | 1.00 | - | 4.00 | 1.00 | 1.00 | | 20.00 | | 10.00 | | 36.00 | 1.00 |
| Animal Productions | 9.00 | 6.00 | - | - | 3.00 | - | 6.00 | - | - | - | 18.00 | 6.00 |
| Other Agricultural | 6.00 | 23.00 | 3.00 | 2.00 | 1.00 | | 2.00 | - | 8.00 | 7.00 | 20.00 | 32.00 |
| ***Fisheries*** | | | | | | | | | | | - | - |
| Fresh Water | - | - | 5.00 | - | 10.00 | 1.00 | 5.00 | - | 15.00 | - | 35.00 | 1.00 |
| Sea Water | 108.00 | 32.00 | 25.00 | 2.00 | 37.00 | 2.00 | 28.00 | 4.00 | | | 198.00 | 40.00 |
| ***Industries*** | | | | | | | | | | | - | - |
| Textile | 1.00 | - | - | - | - | 1.00 | - | - | 1.00 | - | 2.00 | 1.00 |
| Carpentry | - | 3.00 | - | - | - | - | 2.00 | 1.00 | 2.00 | - | 4.00 | 4.00 |
| Pottery | - | 1.00 | - | - | - | - | - | - | - | - | - | 1.00 |
| Core | 1.00 | 5.00 | - | - | - | - | - | - | - | - | 1.00 | 5.00 |
| Other Industries | 4.00 | 5.00 | - | 5.00 | - | - | 5.00 | 2.00 | 8.00 | - | 17.00 | 12.00 |
| School | 6.00 | 51.00 | 4.00 | 1.00 | 6.00 | 1.00 | 6.00 | 4.00 | 9.00 | 1.00 | 31.00 | 58.00 |
| ***Other Societies*** | | | | | | | | | | | - | - |
| Hospital | 3.00 | - | - | - | - | - | - | - | - | - | 3.00 | - |
| Labour | 1.00 | 16.00 | - | - | 5.00 | 3.00 | - | - | - | - | 6.00 | 19.00 |
| Housing | - | 6.00 | - | - | - | - | - | - | 2.00 | - | 2.00 | 6.00 |
| Welfare | 12.00 | 11.00 | 3.00 | 1.00 | 3.00 | 2.00 | 1.00 | 5.00 | 6.00 | - | 25.00 | 19.00 |
| Transport | 1.00 | - | 1.00 | - | - | - | - | - | 1.00 | - | 3.00 | - |
| Youth Service | 2.00 | - | 1.00 | | 1.00 | | 1.00 | | 1.00 | | 6.00 | - |
| Self Employees | - | - | - | - | - | - | - | - | - | - | - | - |
| Other Types | 11.00 | 11.00 | 8.00 | - | 1.00 | 18.00 | 8.00 | 11.00 | 1.00 | - | 29.00 | 40.00 |
| ***Secondary Socities*** | | | | | | | | | | | - | - |
| National Co op Council | - | - | - | - | 1.00 | - | - | - | - | - | 1.00 | - |
| Thrift & Credit soc.Unions | 1.00 | - | 1.00 | - | 1.00 | - | 1.00 | - | 1.00 | - | 5.00 | - |
| Rural Bank Union | 1.00 | - | 1.00 | | 1.00 | - | | | 1.00 | | 4.00 | - |
| Fisheries Union | 9.00 | 3.00 | 2.00 | 1.00 | 6.00 | - | 1.00 | - | - | - | 18.00 | 4.00 |
| Agriculture Union | 2.00 | - | - | - | - | - | 1.00 | - | - | - | 3.00 | - |
| Other Union | 9.00 | 5.00 | 5.00 | 3.00 | 1.00 | | 3.00 | 1.00 | 5.00 | | 23.00 | 9.00 |
| ***Total*** | **498.00** | **750.00** | **118.00** | **84.00** | **161.00** | **71.00** | **158.00** | **109.00** | **221.00** | **69.00** | **1,156.00** | **1,083.00** |

*Source : Dept.of Cooperative Development, NP*

## Table 12.2. Membership of Cooperative Societies by ACCD Division, NP -2019

| Types of Societies | Jaffna | | Kilinochchi | | Mannar | | Mullaitivu | | Vavuniya | | Total | |
|---|---|---|---|---|---|---|---|---|---|---|---|---|
| | Male | Fem. | Male | Fem. | Male | Fem. | Male | Fem. | Male | Fem. | Male | Fem. |
| MPCS | 135,752 | 46,437 | 9,499 | 6,341 | 19,360 | 10,478 | 28,074 | 14,206 | 17,880 | 17,619 | 210,565 | 95,081 |
| Other Consumer Soc. | - | - | - | - | - | - | - | - | - | - | - | - |
| ***TCCS*** | | | | | | | | | | | | |
| Unions | | | | | | | | | | | - | - |
| Rural Societies | 4,964 | 20,123 | 1,826 | 3,294 | 2,809 | 4,145 | 2,186 | 4,338 | 2,025 | 14,765 | 13,810 | 46,665 |
| Others | - | - | - | - | - | - | - | - | - | - | - | - |
| ***Agro Industries*** | | | | | | | | | | | | |
| Coconut & Palmyrah Produc | 20,201 | 2,267 | 1,290 | 566 | 1,054 | 1,068 | 2,289 | 320 | 748 | 75 | 25,582 | 4,296 |
| Vegetables | - | - | - | - | - | - | - | - | - | - | - | - |
| Dairy | 4,394 | 1,535 | 2,192 | 1,229 | 225 | 118 | 950 | 256 | 2,789 | 791 | 10,550 | 3,929 |
| Animal Production | 6,488 | 4,583 | - | - | 614 | 279 | 2,598 | 462 | - | - | 9,700 | 5,324 |
| Other Agricultural | 2,258 | 188 | 1,072 | 521 | 41 | 24 | 285 | 200 | 996 | 483 | 4,652 | 1,416 |
| ***Fisheries*** | | | | | | | | | | | - | - |
| Fresh Water | | | 1,070 | 88 | 789 | 28 | 245 | 97 | 1,186 | 33 | 3,290 | 246 |
| Sea Water | 22,741 | 3,028 | 2,111 | 256 | 10,749 | 584 | 3,629 | 1,427 | - | - | 39,230 | 5,295 |
| ***Industries*** | | | | | | | | | | | - | - |
| Textile | 97 | 63 | - | - | - | - | - | 78 | 12 | 29 | 109 | 170 |
| Carpentry | - | - | - | - | - | - | - | - | 91 | - | 91 | - |
| Pottery | - | - | - | - | - | - | - | - | - | - | - | - |
| Core | 24 | 98 | - | - | - | - | - | - | - | - | 24 | 98 |
| Other Industries | 304 | 154 | 224 | 60 | - | - | 285 | 1,300 | 273 | 78 | 1,086 | 1,592 |
| School | 4,942 | 2,943 | 362 | 156 | 190 | 235 | 1,359 | 615 | 956 | 472 | 7,809 | 4,421 |
| ***Other Societies*** | | | | | | | | | | | - | - |
| Hospital | 411 | 181 | - | - | - | - | - | - | - | - | 411 | 181 |
| Labour | 381 | - | - | - | 209 | 32 | - | - | - | - | 590 | 32 |
| Housing | - | - | - | - | - | - | - | - | 142 | 123 | 142 | 123 |
| Welfare | 971 | 651 | 60 | 23 | 446 | 324 | 17 | 59 | 740 | 269 | 2,234 | 1,326 |
| Transport | - | - | 52 | - | - | - | 191 | 99 | - | - | 243 | 99 |
| Youth Service | 841 | 723 | 68 | 18 | 231 | 326 | | | 7,062 | 325 | 8,202 | 1,392 |
| Self Employees | - | - | - | - | - | - | - | - | - | - | - | - |
| Other Types | 1,543 | 94 | 573 | - | 129 | 153 | 382 | 128 | 234 | - | 2,861 | 375 |
| ***Total*** | **206,312** | **83,068** | **20,399** | **12,552** | **36,846** | **17,794** | **42,490** | **23,585** | **35,134** | **35,062** | **341,181** | **172,061** |

*Source : Dept.of Cooperative Development, NP*

## Table 12.3. Cooperative Operational Centers by ACCD Division, NP – 2019

| S.No | Types of Societies | Jaffna | Kilinochchi | Mannar | Mullaitivu | Vavuniya | Total |
|---|---|---|---|---|---|---|---|
| 1 | No.of MPCS | 24 | 6 | 7 | 6 | 4 | 47 |
| 2 | Business, Social Service unit | - | - | - | - | - | - |
| 3 | No of Branch | 238 | 47 | 10 | 21 | 11 | 327 |
| 4 | Wholesale | 24 | 6 | 2 | 1 | 1 | 34 |
| 5 | Building Materials | 3 | 1 | - | - | - | 4 |
| 6 | Textiles | 3 | - | - | - | - | 3 |
| 7 | Model shop | - | - | - | - | - | - |
| 8 | Co-op city | 25 | 1 | 3 | 2 | 3 | 34 |
| 9 | Mini Co-op city | 78 | 6 | | 3 | 11 | 98 |
| 10 | Milk Center | - | 7 | - | - | - | 7 |
| 11 | Agri sale center | - | | 1 | | | 1 |
| 12 | Fuel filling station | 21 | 5 | 6 | 5 | 4 | 41 |
| 13 | Pharmacies | - | - | - | - | - | - |
| 14 | Vehicle Service Station | - | - | - | - | - | - |
| 15 | Bakery | 6 | 2 | - | - | 1 | 9 |
| 16 | Canteen | - | 1 | | | | 1 |
| 17 | Hardware | - | 1 | - | - | - | 1 |
| 18 | Restorant | - | - | - | - | - | - |
| 19 | Gram Grinding Mill | 4 | | 1 | | 2 | 7 |
| 20 | Chillies | - | - | - | - | - | - |
| 21 | Printing Press | - | - | - | - | - | - |
| 22 | Beauty parlour | - | - | - | - | - | - |
| 23 | Theatre | - | - | - | - | - | - |
| 24 | Rural Bank Branches | 58 | 8 | 17 | 19 | 11 | 113 |
| 25 | Agency Post Office | - | - | - | - | 9 | 9 |
| 26 | Vehicle Repair | - | - | - | - | - | - |
| 27 | Tea Factory | - | - | - | - | - | - |
| 28 | Jam Factory | - | - | 1 | - | - | 1 |
| 29 | Grinding Mill( Other) | 7 | 2 | - | 1 | 3 | 13 |
| 30 | Hospital-Local | - | - | - | - | - | - |
| 31 | Foregin | - | - | - | - | - | - |
| 32 | Medical Constultant | - | - | - | - | - | - |
| 33 | Operation Theatre | - | - | - | - | - | - |
| 34 | Milk Product | - | 4 | - | - | - | 4 |
| 35 | Telecommunication | - | - | - | - | - | - |
| 36 | Information service | - | - | - | - | - | - |
| 37 | Bicycle Service | - | - | - | - | - | - |
| 38 | Furniture sales | - | - | - | - | - | - |
| 39 | Handicraft | - | - | - | - | - | - |
| 40 | Floer sale | - | - | - | - | - | - |
| 41 | Agri Farm | - | | 1 | | | 1 |
| 42 | Model village | - | - | - | - | - | - |
| 43 | Tea Estate Division | - | - | - | - | - | - |
| 44 | Nursary | - | - | - | - | - | - |
| 45 | Other education | - | - | - | - | - | - |
| 46 | Library | - | - | - | - | - | - |
| 47 | Others | - | 3 | 2 | | 1 | 6 |
| **Total** | | **491** | **100** | **51** | **58** | **61** | **761** |

*Source : Dept.of Cooperative Development, NP*

**Table 12.4. Registration of Cooperative Societies by ACCD Divisions, NP – 2019**

| S.No | Types of Societies | Jaffna | Kilinochchi | Mannar | Mullaitivu | Vavuniya | Total |
|---|---|---|---|---|---|---|---|
| 1 | MPCS | - | - | - | - | - | - |
| 2 | TCCS | - | - | 9 | 1 | - | 10 |
| 3 | PDCS | - | - | - | - | - | - |
| 4 | Agriculture | - | - | - | - | - | - |
| 5 | Livestock | - | - | 1 | - | 1 | 2 |
| 6 | Fisheries | 1 | - | - | 2 | - | 3 |
| 7 | Industries | - | - | - | - | 1 | 1 |
| 8 | School | - | - | - | 2 | 2 | 4 |
| 9 | Others | - | 1 | 1 | - | 1 | 3 |
| 10 | Secondary | - | - | - | - | 2 | 2 |
| **Total** | | **1** | **1** | **11** | **5** | **7** | **25** |

*Source : Dept.of Cooperative Development, NP*

**Table 12.5 Palm Production in Northern Province - 2019**

| Product | Jaffna | | Kilinochchi | | Mannar | | Mullaitivu | | Vavuniya | |
|---|---|---|---|---|---|---|---|---|---|---|
| | Production Value | Sales Value | Production Value | Sales Value | Production Value | Sales Value | Production Value | Sales Value | Production Value | Sales Value |
| Toddy (Mn) | 669.17 | 705.28 | 199.26 | 221.18 | 125.90 | 173.95 | 98.19 | 144.59 | 39.15 | 54.40 |
| Sprit (Mn) | 25.15 | 14.40 | - | - | - | - | - | - | - | - |
| Alchocol (Mn) | - | - | - | - | - | - | - | - | - | - |
| Jaggery(Mn) | 8.72 | 10.89 | 19.81 | 11.80 | - | - | - | - | - | - |
| Arrack (Mn) | 149.53 | 161.72 | - | - | - | - | - | - | - | - |
| Others (Mn) | 7.26 | 9.69 | - | 7.77 | - | - | 99.01 | 145.97 | - | - |

*Source : Dept.of Cooperative Development, NP*

**Table 12.6. Milk Products and Sales by ACCD Division, NP – 2019**

| S.No | Types of Societies | Jaffna | Kilinochchi | Mannar | Mullaitivu | Vavuniya | Total |
|---|---|---|---|---|---|---|---|
| | **Milk Products** | | | | | | |
| 1 | No of Milk Produce Society | 12 | 5 | | 36 | 10 | 63 |
| 2 | No of Members | 16,243 | 2,526 | | 1,206 | 3,580 | 23,555 |
| 3 | Milk Purchase -Litters | 2,321,701 | 423,008 | | 1,760,542 | 335,568 | 4,840,819 |
| | ***Milk Sales*** | | | | | | |
| 4 | Sale of Nestle Co (Litters) | 467,260 | | | 982,812 | 106,527 | 1,556,599 |
| 5 | Sale of Other institution Lks | 294,210 | 360,622 | | 714,961 | | 1,369,793 |
| 6 | Used sub Products (Litters) | 163,714 | 20,504 | | 62,679 | 47,956 | 294,853 |
| | ***Produse by Products*** | | | | | | |
| 7 | Curd ( 100 Litters) | 136,804 | 8,275 | | 36,204 | 23,828 | 205,111 |
| 8 | Yocard Cubs ( Litters ) | 9,850 | 213 | Defuction | 13,567 | 265 | 23,895 |
| 9 | Ghee Bottles | 8,400 | | | 10,393 | 254 | 19,047 |
| 10 | Ice Cream | 8,700 | 799 | | | | 9,499 |
| 11 | Sterlized Milk (pkts) | 8,600 | | | | | 8,600 |
| 12 | Others Toffee | 12,000 | 11,955 | | 2,515 | 22,295 | 48,765 |
| | ***Milk Sale Centers*** | | | | | | |
| 13 | Society / Institutions | 46 | 7 | | 18 | 3 | 74 |
| 14 | No of Milk Producers | 1,200 | 2,526 | | 392 | 698 | 4,816 |
| 15 | No of Cows | | 7,100 | | 1,153 | 2,580 | 10,833 |
| 16 | Gross Profit/Loss | 5,048,700 | 1,500,113 | | | 55,172 | 6,603,985 |
| 17 | Net Profit/ No of society | 7 | | | | 1 | 8 |
| 18 | Net Less /No of Socity | 5 | 4 | | | 9 | 18 |

*Source : Dept.of Cooperative Development, NP*

# Chapter - 13

# Rural Development

## Table 13.1 Summary of RDS & WRDS by District, NP- 2019

| # | District :- | No of DS Divisions | No of GN Division | No of Villages | No of RDSs Registered | No of Members | No of WRDSs Registered | No of Members |
|---|---|---|---|---|---|---|---|---|
| 1 | Jaffna | 15 | 435 | 1,453 | 365 | 21,810 | 416 | 25,673 |
| 2 | Kilinochchi | 4 | 95 | 329 | 175 | 20,378 | 168 | 17,206 |
| 3 | Mullaitivu | 6 | 136 | 632 | 173 | 10,857 | 172 | 4,311 |
| 4 | Mannar | 5 | 153 | 616 | 256 | 12,270 | 231 | 12,242 |
| 5 | Vavuniya | 4 | 102 | 310 | 320 | 20,786 | 261 | 17,083 |
| | **Total** | **34** | **921** | **3,340** | **1,289** | **86,101** | **1,248** | **76,515** |

*Source :- Department of Rural Development, NP*

## Table 13.2 Detail of RDSs by DS Division, NP - 2019

**District :-** **Jaffna**

| # | Name of DS Division | No of GN Divisions | No of Villages | No of Registered RDSs | No of Members |
|---|---|---|---|---|---|
| 1 | Chankanai | 6 | 25 | 7 | 415 |
| 2 | Chavakachcheri | 30 | 77 | 23 | 950 |
| 3 | Delft | 15 | 48 | 13 | 397 |
| 4 | Jaffna | 9 | 86 | 16 | 642 |
| 5 | Karainagar | 28 | 50 | 13 | 497 |
| 6 | Karaveddy | 40 | 57 | 18 | 1,910 |
| 7 | Kayts | 28 | 79 | | 1,477 |
| 8 | Kopay | 25 | 80 | 23 | 969 |
| 9 | Maruthankerney | 30 | 149 | 21 | 1,550 |
| 10 | Nallur | 45 | 177 | 45 | 3,285 |
| 11 | Pointpedro | 31 | 111 | 34 | 3,305 |
| 12 | Sandilipay | 60 | 138 | 53 | 1,888 |
| 13 | Velanai | 35 | 187 | 28 | 2,600 |
| 14 | Tellippalai | 35 | 148 | 21 | 1,350 |
| 15 | Uduvil | 18 | 41 | 25 | 575 |
| | **Total** | **435** | **1,453** | **340** | **21,810** |

**District :-** **Kilinochchi**

| # | Name of DS Division | No of GN Divisions | No of Villages | No of Registered RDSs | No of Members |
|---|---|---|---|---|---|
| 1 | Kandawalai | 16 | 100 | 30 | 5,303 |
| 2 | Karachchi | 42 | 92 | 80 | 12,845 |
| 3 | Poonagary | 19 | 93 | 40 | 1,380 |
| 4 | Pachchilaippalli | 18 | 44 | 25 | 850 |
| | **Total** | **95** | **329** | **175** | **20,378** |

*Source:- Department of Rural Development, NP*

**District :-** **Mullaitivu**

| # | Name of DS Division | No of GN Divisions | No of Villages | No of Registered RDSs | No of Members |
|---|---|---|---|---|---|
| 1 | Maritime Pattu | 46 | 219 | 57 | 3,082 |
| 2 | Puthukkudiyiruppu | 19 | 179 | 36 | 4,716 |
| 3 | Oddusuddan | 27 | 114 | 33 | 1,022 |
| 4 | Thunukkai | 20 | 35 | 20 | 421 |
| 5 | Manthai East | 15 | 68 | 18 | 909 |
| 6 | Weli-Oya | 9 | 17 | 16 | 707 |
| | **Total** | **136** | **632** | **180** | **10,857** |

*Source:- Department of Rural Development, NP*

**District :-** **Mannar**

| # | Name of DS Division | No of GN Divisions | No of Villages | No of Registered RDSs | No of Members |
|---|---|---|---|---|---|
| 1 | Mannar | 49 | 153 | 83 | 4,950 |
| 2 | Nanaddan | 31 | 164 | 59 | 1,840 |
| 3 | Musali | 20 | 115 | 33 | 1,450 |
| 4 | Manthai West | 36 | 126 | 53 | 2,145 |
| 5 | Madhu | 17 | 58 | 28 | 1,885 |
| | **Total** | **153** | **616** | **256** | **12,270** |

**District :-** **Vavuniya**

| # | Name of DS Division | No of GN Divisions | No of Villages | No of Registered RDSs | No of Members |
|---|---|---|---|---|---|
| 1 | Vavuniya | 42 | 165 | 171 | 8,395 |
| 2 | Vavuniya South | 20 | 46 | 46 | 4,500 |
| 3 | Vavuniya North | 20 | 45 | 46 | 2,916 |
| 4 | Vengalacheddikulam | 20 | 54 | 57 | 4,975 |
| | **Total** | **102** | **310** | **320** | **20,786** |

*Source:- Department of Rural Development, NP*

## Table 13.3 Detail of WRDSs by DS Division, NP - 2019

**District :-** **Jaffna**

| # | Name of DS Division | No of GN Divisions | No of Villages | No of Registered WRDSs | No of Members | No of Members obtained Micro Finance Loan |
|---|---|---|---|---|---|---|
| 1 | Chankanai | 6 | 25 | 6 | 355 | 40 |
| 2 | Chavakachcheri | 30 | 77 | 16 | 640 | 76 |
| 3 | Delft | 15 | 48 | 16 | 706 | 104 |
| 4 | Jaffna | 9 | 86 | 10 | 411 | 150 |
| 5 | Karainagar | 28 | 50 | 37 | 1,386 | 425 |
| 6 | Karaveddy | 40 | 57 | 30 | 2,945 | 153 |
| 7 | Kayts | 28 | 79 | 26 | 1,283 | 109 |
| 8 | Kopay | 25 | 80 | 21 | 982 | 99 |
| 9 | Maruthankerney | 30 | 149 | 21 | 2,200 | 196 |
| 10 | Nallur | 45 | 177 | 34 | 2,105 | 126 |
| 11 | Pointpedro | 31 | 111 | 38 | 3,058 | 23 |
| 12 | Sandilipay | 60 | 138 | 63 | 2,558 | 489 |
| 13 | Velanai | 35 | 187 | 32 | 3,100 | 264 |
| 14 | Tellippalai | 35 | 148 | 43 | 3,157 | 40 |
| 15 | Uduvil | 18 | 41 | 23 | 787 | 93 |
| | **Total** | **435** | **1,453** | **416** | **25,673** | **2,387** |

**District :-** **Kilinochchi**

| # | Name of DS Division | No of GN Divisions | No of Villages | No of Registered WRDSs | No of Members | No of Members obtained Micro Finance Loan |
|---|---|---|---|---|---|---|
| 1 | Kandawalai | 16 | 100 | 30 | 5,916 | 329 |
| 2 | Karachchi | 42 | 92 | 75 | 9,680 | 450 |
| 3 | Poonagary | 19 | 93 | 41 | 950 | 301 |
| 4 | Pachchilaippalli | 18 | 44 | 22 | 660 | 247 |
| | **Total** | **95** | **329** | **168** | **17,206** | **1,327** |

**District :-** **Mullaitivu**

| # | Name of DS Division | No of GN Divisions | No of Villages | No of Registered WRDSs | No of Members | No of Members obtained Micro Finance Loan |
|---|---|---|---|---|---|---|
| 1 | Maritime Pattu | 46 | 219 | 54 | 2,235 | 1,147 |
| 2 | Puthukkudiyiruppu | 19 | 179 | 37 | 3,959 | 1,550 |
| 3 | Oddusuddan | 27 | 114 | 35 | 874 | 545 |
| 4 | Thunukkai | 20 | 35 | 20 | 486 | 784 |
| 5 | Manthai East | 15 | 68 | 17 | 780 | 285 |
| 6 | Weli-Oya | 9 | 17 | 3 | 176 | |
| | **Total** | **136** | **632** | **166** | **8,510** | **4,311** |

*Source:- Department of Rural Development, NP*

**District :-** **Mannar**

| # | Name of DS Division | No of GN Divisions | No of Villages | No of Registered WRDSs | No of Members | No of Members obtained Micro Finance Loan |
|---|---|---|---|---|---|---|
| 1 | Mannar | 49 | 153 | 71 | 4,590 | 1,395 |
| 2 | Nanaddan | 31 | 164 | 58 | 2,950 | 1,988 |
| 3 | Musali | 20 | 115 | 16 | 699 | 250 |
| 4 | Manthai West | 36 | 126 | 59 | 2,370 | 1,115 |
| 5 | Madhu | 17 | 58 | 27 | 1,615 | 698 |
| | **Total** | **153** | **616** | **231** | **12,224** | **5,446** |

**District :-** **Vavuniya**

| # | Name of DS Division | No of GN Divisions | No of Villages | No of Registered WRDSs | No of Members | No of Members obtained Micro Finance Loan |
|---|---|---|---|---|---|---|
| 1 | Vavuniya | 42 | 128 | 130 | 6,575 | 419 |
| 2 | Vavuniya South | 20 | 43 | 43 | 3,650 | 194 |
| 3 | Vavuniya North | 20 | 42 | 43 | 2,908 | 174 |
| 4 | Vengalacheddikulam | 20 | 43 | 45 | 3,950 | - |
| | **Total** | **102** | **256** | **261** | **17,083** | **787** |

*Source:- Department of Rural Development, NP*

# Chapter - 14

# Social Services

## Social Service

### Table 14.1 Disabled Persons by District, NP - 2019

| District | Blind | Dump | Deaf | Physically Handicapped | Mentally Handicapped | Total |
|---|---|---|---|---|---|---|
| Jaffna | 829 | 909 | 623 | 4,148 | 2,815 | **9,324** |
| Kilinochchi | 147 | 156 | 217 | 1,752 | 306 | **2,578** |
| Mannar | 270 | 213 | 261 | 908 | 380 | **2,032** |
| Mullaitivu | 224 | 177 | 264 | 496 | 1,494 | **2,655** |
| Vavuniya | 155 | 253 | 144 | 1,034 | 604 | **2,190** |
| **Total** | **1,625** | **1,708** | **1,509** | **8,338** | **5,599** | **18,779** |

*Source : Department of Social Services,NP.*

## Table : 14.2 Disabled Persons by Division, NP - 2019

| District | Division | Blind | Dump | Deaf | Physically Handicapped | Mentally Handicapped | Total |
|---|---|---|---|---|---|---|---|
| Jaffna | Delft | 16 | 13 | 14 | 21 | 45 | **109** |
| | Velanai | 35 | 38 | 25 | 75 | 124 | **297** |
| | Kayts | 21 | 37 | 10 | 127 | 104 | **299** |
| | Karainagar | 39 | 30 | 31 | 114 | 76 | **290** |
| | Jaffna | 62 | 68 | 19 | 333 | 187 | **669** |
| | Nallur | 72 | 144 | 12 | 390 | 314 | **932** |
| | Sandilipay | 52 | 88 | 72 | 180 | 168 | **560** |
| | Chankanai | 54 | 51 | 62 | 234 | 204 | **605** |
| | Uduvil | 40 | 74 | 20 | 325 | 195 | **654** |
| | Tellippalai | 31 | 11 | 13 | 312 | 275 | **642** |
| | Kopay | 106 | 144 | 22 | 515 | 281 | **1,068** |
| | Chavakachcheri | 144 | 52 | 55 | 789 | 251 | **1,291** |
| | Karaveddy | 36 | 11 | 99 | 202 | 181 | **529** |
| | Pointpedro | 71 | 132 | 133 | 136 | 291 | **763** |
| | Maruthankerny | 50 | 16 | 36 | 395 | 119 | **616** |
| **Sub Total** | | **829** | **909** | **623** | **4,148** | **2,815** | **9,324** |
| Kilinochchi | Karaichchi | 30 | 37 | 78 | 748 | 72 | **965** |
| | Kandawalai | 29 | 61 | 70 | 320 | 76 | **556** |
| | Palai | 55 | 35 | 34 | 228 | 68 | **420** |
| | Poonagari | 33 | 23 | 35 | 456 | 90 | **637** |
| **Sub Total** | | **147** | **156** | **217** | **1,752** | **306** | **2,578** |

| District | Division | Blind | Dump | Deaf | Physically Handicapped | Mentally Handicapped | Total |
|---|---|---|---|---|---|---|---|
| Mannar | Musali | 61 | 34 | 52 | 88 | 51 | **286** |
| | Mannar Town | 96 | 100 | 167 | 238 | 160 | **761** |
| | Nanattan | 31 | 22 | 17 | 145 | 57 | **272** |
| | Manthai West | 15 | 43 | 12 | 343 | 77 | **490** |
| | Madhu | 67 | 14 | 13 | 94 | 35 | **223** |
| **Sub Total** | | **270** | **213** | **261** | **908** | **380** | **2,032** |
| Mullaithivu | Maritimepattu | 42 | 36 | 61 | 60 | 339 | **538** |
| | Oddusuddan | 40 | 13 | 17 | 138 | 232 | **440** |
| | Manthai East | 42 | 36 | 60 | 32 | 190 | **360** |
| | Thunukkai | 20 | 8 | 29 | 82 | 125 | **264** |
| | Puthukkudiyiruppu | 76 | 74 | 75 | 120 | 565 | **910** |
| | Welioya | 4 | 10 | 22 | 64 | 43 | **143** |
| **Sub Total** | | **224** | **177** | **264** | **496** | **1,494** | **2,655** |
| Vavuniya | Vavuniya North | 34 | 48 | 48 | 249 | 55 | **434** |
| | Cheddikkulam | 7 | 50 | 46 | 205 | 70 | **378** |
| | Vavuniya | 95 | 148 | 35 | 478 | 376 | **1,132** |
| | Vavuniya South | 19 | 7 | 15 | 102 | 103 | **246** |
| **Sub Total** | | **155** | **253** | **144** | **1,034** | **604** | **2,190** |
| **Total** | | **1,625** | **1,708** | **1,509** | **8,338** | **5,599** | **18,779** |

*Source : Department of Social Services,NP.*

## Table : 14.3 Beneficiaries under Social Services Assistance by District, NP - 2019

| District | PAMA | | TB | | Leprosy | | Cancer | | Thalasimia | | Casual Relief | |
|---|---|---|---|---|---|---|---|---|---|---|---|---|
| | Beneficiaries | Expenditure | Beneficiaries | Expenditure | Beneficiaries | Expenditure | Beneficiaries | Expenditure | Beneficiaries | Expenditure | Beneficiaries | Expenditure |
| Jaffna | 27, 972 | 92,770,200 | 114 | 7,690,000 | 41 | 580,700 | 1,305 | 16,543,400 | 17 | 219,400 | 62 | 635,000 |
| Kilinochchi | 9, 881 | 31,553,730 | 26 | 1,815,000 | 7 | 85,800 | 296 | 3,473,900 | 7 | 83,600 | 182 | 1,820,000 |
| Mannar | 7, 093 | 24,049,200 | 9 | 570,000 | 9 | 141,800 | 256 | 3,375,850 | 26 | 286,700 | 62 | 619,500 |
| Mullaithivu | 9, 799 | 32,790,500 | 9 | 590,000 | 7 | 90,200 | 234 | 2,770,700 | 7 | 54,200 | 447 | 4,367,500 |
| Vavuniya | 8, 625 | 29,239,850 | 13 | 1,115,000 | 5 | 94,000 | 327 | 3,760,500 | 21 | 264,000 | 90 | 858,000 |
| **Total** | **63,370** | **210,403,480** | **171** | **11,780,000** | **69** | **992,500** | **2,418** | **29,924,350** | **78** | **907,900** | **843** | **8,300,000** |

*Source : Department of Social Services,NP.*

## Table 14.4 Handicapped Assisted with Try Cycle, Artificial Leg Etc., NP - 2019

| District | Tricycle | Wheel Chair | Spectacles | Earphone | Crutches | Artificial Leg |
|---|---|---|---|---|---|---|
| Jaffna | 45 | 107 | 583 | 116 | 18 | 60 |
| Kilinochchi | 15 | 36 | 120 | 25 | 19 | 15 |
| Mannar | 3 | 28 | 38 | 34 | 6 | 1 |
| Mullaithivu | 6 | 50 | 238 | 22 | 78 | 6 |
| Vavuniya | 8 | 19 | 12 | 30 | 3 | 3 |
| **Total** | **77** | **240** | **991** | **227** | **124** | **85** |

*Source : Department of Social Service,NP.*

## Table 14.5 Assistance to Disabled Persons in Home, NP - 2019

| District | Division | Name of Home | Approved No. | No. of Beneficiaries |
|---|---|---|---|---|
| Jaffna | Chavakachcheri | Nuffied School for the dvat Blind | 180 | **111** |
| | Uduvil | Vazhvaham visually handicapped | 40 | **37** |
| Mullaithivu | Puthukkudijiruppu | Inijavazhvu illam | 80 | **56** |
| **Total** | | | **300** | **240** |

*Source : Department of Social Services, NP.*

## Table 14.6 Number of Government Assistance Recipient in Jaffna District 2015 - 2019

| S.No | Details | No. of Recipient | | | | |
|---|---|---|---|---|---|---|
| | | 2015 | 2016 | 2017 | 2018 | 2019 |
| 1 | Recipient of TB | 62 | 64 | 136 | 111 | 168 |
| 2 | Recipient of Cancer | 965 | 980 | 1,058 | 1,220 | 1,318 |
| 3 | Recipient of Thalesimia | 3 | 3 | 6 | 10 | 17 |
| 4 | Recipient of Leprosy | 21 | 26 | 30 | 38 | 44 |
| 5 | Public Assistant | 30,207 | 26,502 | 27,432 | 27,830 | 27,972 |

## Table 14.7 Number of Government Assistance Recipient in Kilinochchi District 2015 - 2019

| ment of So | Details | No. of Recipient | | | | |
|---|---|---|---|---|---|---|
| | | 2015 | 2016 | 2017 | 2018 | 2019 |
| 1 | Recipient of TB | 28 | 42 | 23 | 36 | 26 |
| 2 | Recipient of Cancer | 217 | 178 | 246 | 287 | 296 |
| 3 | Recipient of Thalesimia | 1 | 1 | 7 | 7 | 7 |
| 4 | Recipient of Leprosy | 2 | 2 | 2 | 4 | 7 |
| 5 | Public Assistant | 9,230 | 8,317 | 8,689 | 8,853 | 9,881 |

*Source : Department of Social Services,NP.*

## Table 14.8 Number of Government Assistance Recipient in Mannar District - 2015 - 2019

| S.No | Details | No. of Recipient | | | | |
|---|---|---|---|---|---|---|
| | | 2015 | 2016 | 2017 | 2018 | 2019 |
| 1 | Recipient of TB | 22 | 27 | 12 | 11 | 9 |
| 2 | Recipient of Cancer | 129 | 155 | 217 | 232 | 256 |
| 3 | Recipient of Thalesimia | 16 | 1,005 | 18 | 26 | 26 |
| 4 | Recipient of Leprosy | 4 | 1 | 10 | 10 | 9 |
| 5 | Public Assistant | 4,070 | 5,310 | 6,715 | 6,847 | 7,093 |

*Source : Department of Social Service,NP.*

## Table 14.9 Number of Government Assistance Recipient in Mullaitivu District - 2015 - 2019

| S.No | Details | No. of Recipient | | | | |
|---|---|---|---|---|---|---|
| | | 2015 | 2016 | 2017 | 2018 | 2019 |
| 1 | Recipient of TB | 5 | 7 | 5 | 12 | 9 |
| 2 | Recipient of Cancer | 112 | 159 | 198 | 218 | 234 |
| 3 | Recipient of Thalesimia | 9 | 8 | 3 | 3 | 7 |
| 4 | Recipient of Leprosy | 1 | 3 | 6 | 6 | 7 |
| 5 | Public Assistant | 8,126 | 9,215 | 9,958 | 10,085 | 9,799 |

*Source : Department of Social Services,NP.*

## Table 14.10 Number of Government Assistance Recipient in Vavuniya District - 2015 - 2019

| S.No | Details | No. of Recipient | | | | |
|---|---|---|---|---|---|---|
| | | 2015 | 2016 | 2017 | 2018 | 2019 |
| 1 | Recipient of TB | 19 | 12 | 23 | 5 | 13 |
| 2 | Recipient of Cancer | 191 | 245 | 270 | 274 | 327 |
| 3 | Recipient of Thalesimia | 9 | 16 | 17 | 13 | 21 |
| 4 | Recipient of Leprosy | | - | - | - | 5 |
| 5 | Public Assistant | 7,239 | 11,228 | 8,655 | 8,476 | 8,625 |

*Source : Department of Social Services,NP.*

## Table 14.11 Assistance to Elders' Day Care Centers in NP - 2019

| District | Division | Name of Home | Approved No. | No. of Beneficiries |
|---|---|---|---|---|
| Jaffna | Sandilipay | Sandilipay Center day Care Center | 50 | 78 |
| | | Navaly North Elders day center | 50 | 75 |
| | | Savatkaduday center | 50 | 58 |
| | | Aanaikoddai day Center | 50 | 53 |
| | Kopay | Kopay North Elders Center | 30 | 60 |
| | Karainagar | Karainagar Center day Care Center | 150 | 35 |
| Mannar | Mannar town | Santhom Elders Home | 50 | 35 |
| | Nanattan | S.t, Josep day Center | 200 | 350 |
| | | S.t, Arokkijamatha elders day center | 100 | 107 |
| | Madu | Valluvar Elders day Center | 40 | 50 |
| Vavuniya | Vavunija town | Sivan Elders day center | 150 | 114 |
| **Total** | | | **920** | **1,015** |

*Source : Department of Social Services, NP.*

## Table 14.12 Detail of Elders' Home, Deaf and Blind Schools Operating in Jaffna District and Number of Inmate - 2019

**District : Jaffna**

| Institution | Sector | Nos | No. of Inmate | | |
|---|---|---|---|---|---|
| | | | Male | Female | Total |
| Elders' Home | Government | 1 | 105 | 96 | 201 |
| | Private | 10 | 193 | 238 | 431 |
| | Total | 0 | 298 | 334 | 632 |
| Deaf and Blind Schools | Private (Semi Government) | 1 | 56 | 55 | 111 |

*Source : Department of Social Services,NP.*

## Table 14.13 Details of Women Headed Families by Age, NP - 2019

| S.No | District | Age Wise Women Headed Family | | | | | | | | | | |
|---|---|---|---|---|---|---|---|---|---|---|---|---|
| | | Under 20 | 21 - 25 | 26 - 30 | 31 - 35 | 36 - 40 | 41 - 45 | 46 - 50 | 51 - 55 | 56 - 60 | > 60 | Total |
| 1 | Jaffna | 58 | 744 | 1,161 | 1,646 | 1,934 | 2,329 | 3,001 | 4,020 | 4,879 | 20,165 | **39,937** |
| 2 | Kilinochchi | 44 | 320 | 510 | 566 | 766 | 1,299 | 815 | 820 | 1,027 | 1,702 | **7,869** |
| 3 | Mullaithivu | 35 | 219 | 243 | 509 | 568 | 624 | 726 | 958 | 1,090 | 2,564 | **7,536** |
| 4 | Mannar | 5 | 70 | 124 | 176 | 290 | 502 | 581 | 1,028 | 822 | 3,233 | **6,831** |
| 5 | Vavuniya | 7 | 27 | 81 | 393 | 623 | 694 | 721 | 608 | 747 | 2,242 | **6,143** |
| **Total** | | **149** | **1,380** | **2,119** | **3,290** | **4,181** | **5,448** | **5,844** | **7,434** | **8,565** | **29,906** | **68,316** |

*Source : Department of Social Services, NP.*

## Table 14.14 Details of Women Headed Families by Causes, NP - 2019

| S.No | District | Causes Wise Women Headed Family | | | | |
|---|---|---|---|---|---|---|
| | | Widows (War) | Widows (Natural) | Abanded Women | Others | Total |
| 1 | Jaffna | 3,432 | 28,502 | 4,959 | 3,044 | **39,937** |
| 2 | Kilinochchi | 1,509 | 4,334 | 1,244 | 782 | **7,869** |
| 3 | Mullaithivu | 1,340 | 5,127 | 910 | 159 | **7,536** |
| 4 | Mannar | 438 | 5,055 | 704 | 634 | **6,831** |
| 5 | Vavuniya | 876 | 4,142 | 339 | 786 | **6,143** |
| **Total** | | **7,595** | **47,160** | **8,156** | **5,405** | **68,316** |

* Others : (Husband Disable / Husband Missing / Single Women….)

*Source : Department of Social Services,NP.*

## Table 14.15 Details of Women Headed Families by Causes, Jaffna District - 2019

**District : Jaffna**

| S.No | D/S Division | Causes Wise Women Headed Family | | | | |
|---|---|---|---|---|---|---|
| | | Widows (War) | Widows (Natural) | Abanded Women | Others | Total |
| 1 | Delft | 38 | 95 | 37 | 21 | **191** |
| 2 | Velanai | 102 | 883 | 152 | 88 | **1,225** |
| 3 | Kayts | 53 | 280 | 65 | 45 | **443** |
| 4 | Karainagar | 44 | 754 | 128 | 147 | **1,073** |
| 5 | Jaffna | 105 | 2,768 | 396 | 391 | **3,660** |
| 6 | Nallur | 189 | 3,648 | 378 | 334 | **4,549** |
| 7 | Sandilipay | 179 | 2,837 | 286 | 49 | **3,351** |
| 8 | Chankanai | 127 | 2,630 | 334 | 206 | **3,297** |
| 9 | Uduvil | 86 | 3,287 | 412 | 184 | **3,969** |
| 10 | Tellippalai | 171 | 2,096 | 367 | 271 | **2,905** |
| 11 | Kopay | 1,528 | 1,479 | 777 | 457 | **4,241** |
| 12 | Chavakachcheri | 231 | 3,243 | 523 | 246 | **4,243** |
| 13 | Karaveddy | 96 | 2,387 | 733 | 192 | **3,408** |
| 14 | Pointpedro | 272 | 1,707 | 313 | 370 | **2,662** |
| 15 | Maruthankerny | 211 | 408 | 58 | 43 | **720** |
| **Total** | | **3,432** | **28,502** | **4,959** | **3,044** | **39,937** |

* Others : (Husband Disable / Husband Missing / Single Women….)

*Source : Department of Social Services, NP.*

## Table 14.16 Details of Women Headed Families by Age, Jaffna District - 2019

| S.No | D/S Division | Age Wise Women Headed Family | | | | | | | | | | |
|---|---|---|---|---|---|---|---|---|---|---|---|---|
| | | Under 20 | 21 - 25 | 26 - 30 | 31 - 35 | 36 - 40 | 41 - 45 | 46 - 50 | 51 - 55 | 56 - 60 | > 60 | Total |
| 1 | Delft | 0 | 2 | 2 | 5 | 2 | 18 | 12 | 20 | 19 | 111 | **191** |
| 2 | Velanai | 4 | 7 | 20 | 31 | 73 | 73 | 28 | 99 | 110 | 780 | **1,225** |
| 3 | Kayts | 0 | 2 | 8 | 11 | 31 | 31 | 59 | 51 | 76 | 174 | **443** |
| 4 | Karainagar | 2 | 1 | 5 | 47 | 51 | 70 | 54 | 79 | 94 | 670 | **1,073** |
| 5 | Jaffna | 0 | 30 | 34 | 121 | 132 | 365 | 365 | 441 | 492 | 1,680 | **3,660** |
| 6 | Nallur | 0 | 43 | 67 | 196 | 259 | 270 | 270 | 464 | 424 | 2,436 | **4,429** |
| 7 | Sandilipay | 0 | 22 | 85 | 99 | 119 | 251 | 251 | 247 | 388 | 1,855 | **3,317** |
| 8 | Chankanai | 0 | 109 | 210 | 224 | 255 | 134 | 134 | 470 | 595 | 1,166 | **3,297** |
| 9 | Uduvil | 1 | 20 | 26 | 145 | 100 | 200 | 234 | 302 | 462 | 2,479 | **3,969** |
| 10 | Tellippalai | 29 | 68 | 82 | 146 | 135 | 142 | 196 | 212 | 342 | 1,553 | **2,905** |
| 11 | Kopay | 0 | 301 | 431 | 332 | 406 | 323 | 556 | 394 | 389 | 1,109 | **4,241** |
| 12 | Chavakachcheri | 2 | 41 | 57 | 107 | 154 | 141 | 187 | 401 | 512 | 2,641 | **4,243** |
| 13 | Karaveddy | 18 | 83 | 98 | 96 | 112 | 128 | 426 | 458 | 408 | 1,581 | **3,408** |
| 14 | Pointpedro | 0 | 9 | 30 | 61 | 79 | 135 | 183 | 307 | 489 | 1,369 | **2,662** |
| 15 | Maruthankerny | 2 | 6 | 6 | 25 | 26 | 48 | 46 | 75 | 79 | 407 | **720** |
| **Total** | | **58** | **744** | **1,161** | **1,646** | **1,934** | **2,329** | **3,001** | **4,020** | **4,879** | **20,011** | **39,783** |

*Source : Department of Social Services, NP.*

## Table 14.17 Details of Women Headed Families by Age, Kilinochchi District - 2019

| S.No | D/S Division | Age Wise Women Headed Family | | | | | | | | | | |
|---|---|---|---|---|---|---|---|---|---|---|---|---|
| | | Under 20 | 21 - 25 | 26 - 30 | 31 - 35 | 36 - 40 | 41 - 45 | 46 - 50 | 51 - 55 | 56 - 60 | > 60 | Total |
| 1 | Karaichchi | 30 | 255 | 386 | 370 | 437 | 676 | 464 | 474 | 695 | 775 | **4,562** |
| 2 | Kandawalai | 0 | 20 | 40 | 58 | 148 | 416 | 164 | 110 | 72 | 62 | **1,090** |
| 3 | Poonakary | 8 | 40 | 60 | 115 | 65 | 146 | 117 | 154 | 165 | 391 | **1,261** |
| 4 | Pachchilaippalli | 6 | 7 | 24 | 28 | 116 | 61 | 70 | 86 | 115 | 443 | **956** |
| **Total** | | **44** | **322** | **510** | **571** | **766** | **1,299** | **815** | **824** | **1,047** | **1,671** | **7,869** |

*Source : Department of Social Services, NP.*

## Table 14.18 Details of Women Headed Families by Causes, Kilinochchi District - 2019

| S.No | D/S Division | Causes Wise Women Headed Family | | | | |
|---|---|---|---|---|---|---|
| | | Widows (War) | Widows (Natural) | Abanded Women | Others | Total |
| 1 | Karaichchi | 820 | 2,785 | 466 | 461 | **4,532** |
| 2 | Kandawalai | 328 | 417 | 305 | 91 | **1,141** |
| 3 | Poonakary | 139 | 427 | 208 | 173 | **947** |
| 4 | Pachchilaippalli | 222 | 705 | 265 | 57 | **1,249** |
| **Total** | | **1,509** | **4,334** | **1,244** | **782** | **7,869** |

* Others : (Husband Disable / Husband Missing / Single Women….)

*Source :Department of Social Services, NP.*

## Table 14.19 Details of Women Headed Families by Age, Mannar District - 2019

| S.No | D/S Division | Age Wise Women Headed Family | | | | | | | | | | |
|---|---|---|---|---|---|---|---|---|---|---|---|---|
| | | Under 20 | 21 - 25 | 26 - 30 | 31 - 35 | 36 - 40 | 41 - 45 | 46 - 50 | 51 - 55 | 56 - 60 | > 60 | Total |
| 1 | Mannar Town | | 13 | 41 | 51 | 92 | 241 | 269 | 671 | 393 | 1,336 | **3,107** |
| 2 | Nanattan | | 30 | 33 | 42 | 52 | 68 | 120 | 147 | 68 | 580 | **1,140** |
| 3 | Musali | 4 | 14 | 16 | 23 | 32 | 48 | 57 | 76 | 132 | 433 | **835** |
| 4 | Manthai West | | 9 | 22 | 42 | 70 | 102 | 99 | 99 | 168 | 569 | **1,180** |
| 5 | Madu | 1 | 4 | 12 | 18 | 44 | 43 | 36 | 35 | 61 | 315 | **569** |
| **Total** | | **5** | **70** | **124** | **176** | **290** | **502** | **581** | **1,028** | **822** | **3,233** | **6,831** |

*Source : Department of Social Services, NP.*

## Table 14.20 Details of Women Headed Families by Causes, Mannar District - 2019

| S.No | D/S Division | Causes Wise Women Headed Family | | | | |
|---|---|---|---|---|---|---|
| | | Widows (War) | Widows (Natural) | Abanded Women | Others | Total |
| 1 | Mannar Town | 166 | 2,358 | 269 | 314 | **3,107** |
| 2 | Nanattan | 80 | 866 | 95 | 99 | **1,140** |
| 3 | Musali | 40 | 586 | 125 | 83 | **834** |
| 4 | Manthai West | 94 | 830 | 148 | 108 | **1,180** |
| 5 | Madu | 58 | 415 | 67 | 30 | **570** |
| **Total** | | **438** | **5,055** | **704** | **634** | **6,831** |

* Others : (Husband Disable / Husband Missing / Single Women….)

*Source : Department of Social Services, NP.*

## Table 14.21 Details of Women Headed Families by Age, Mullaitivu District - 2019

| S.No | D/S Division | Age Wise Women Headed Family | | | | | | | | | | |
|---|---|---|---|---|---|---|---|---|---|---|---|---|
| | | Under 20 | 21 - 25 | 26 - 30 | 31 - 35 | 36 - 40 | 41 - 45 | 46 - 50 | 51 - 55 | 56 - 60 | > 60 | Total |
| 1 | Puthukkudiyiruppu | 11 | 77 | 89 | 152 | 167 | 114 | 288 | 228 | 288 | 628 | **2,042** |
| 2 | Manthai East | | 2 | 2 | 9 | 10 | 19 | 23 | 37 | 32 | 214 | **348** |
| 3 | Oddusuddan | 6 | 12 | 18 | 37 | 53 | 67 | 49 | 157 | 188 | 581 | **1,168** |
| 4 | Thunukkai | | | | 97 | 69 | 77 | 73 | 82 | 82 | 157 | **637** |
| 5 | Maritimepattu | 18 | 127 | 125 | 191 | 199 | 203 | 200 | 269 | 171 | 213 | **1,716** |
| 6 | Welioya | | 1 | 9 | 23 | 20 | 44 | 51 | 85 | 81 | 242 | **556** |
| **Total** | | **35** | **219** | **243** | **509** | **518** | **524** | **684** | **858** | **842** | **2,035** | **6,467** |

*Source : Department of Social Services, NP.*

## Table 14.22 Details of Women Headed Families by Causes, Mullaitivu District - 2019

| S.No | D/S Division | Causes Wise Women Headed Family | | | | |
|---|---|---|---|---|---|---|
| | | Widows (War) | Widows (Natural) | Abanded Women | Others | Total |
| 1 | Puthukkudiyiruppu | 478 | 1,564 | 408 | 84 | **2,534** |
| 2 | Manthai East | 102 | 246 | 18 | 11 | **377** |
| 3 | Oddusuddan | 232 | 936 | 146 | 13 | **1,327** |
| 4 | Thunukkai | 159 | 478 | 128 | 13 | **778** |
| 5 | Maritimepattu | 348 | 1,368 | 74 | 28 | **1,818** |
| 6 | Welioya | 21 | 535 | 136 | 10 | **702** |
| **Total** | | **1,340** | **5,127** | **910** | **159** | **7,536** |

* Others : (Husband Disable / Husband Missing / Single Women….)

*Source : Department of Social Services, NP.*

## Table 14.23 Details of Women Headed Families by Age, Vavuniya District - 2019

| S.No | D/S Division | Age Wise Women Headed Family | | | | | | | | | | |
|---|---|---|---|---|---|---|---|---|---|---|---|---|
| | | Under 20 | 21 - 25 | 26 - 30 | 31 - 35 | 36 - 40 | 41 - 45 | 46 - 50 | 51 - 55 | 56 - 60 | > 60 | Total |
| 1 | Vavuniya | 3 | 31 | 45 | 176 | 159 | 298 | 337 | 278 | 575 | 794 | **2,696** |
| 2 | Vavuniya North | 1 | 7 | 14 | 29 | 65 | 63 | 74 | 72 | 85 | 317 | **727** |
| 3 | Vengalacheddikulam | 2 | 5 | 28 | 219 | 301 | 332 | 428 | 81 | 78 | 48 | **1,522** |
| 4 | Vavuniya South | 1 | 3 | 9 | 24 | 38 | 68 | 81 | 163 | 148 | 663 | **1,198** |
| **Total** | | **7** | **46** | **96** | **448** | **563** | **761** | **920** | **594** | **886** | **1,822** | **6,143** |

*Source : Department of Social Services, NP.*

## Table 14.24 Details of Women Headed Families by Causes, Vavuniya District - 2019

| S.No | D/S Division | Causes Wise Women Headed Family | | | | |
|---|---|---|---|---|---|---|
| | | Widows (War) | Widows (Natural) | Abanded Women | Others | Total |
| 1 | Vavuniya | 379 | 2,317 | 86 | 32 | **2,814** |
| 2 | Vavuniya North | 171 | 489 | 67 | 50 | **777** |
| 3 | Vengalacheddikulam | 282 | 322 | 86 | 54 | **744** |
| 4 | Vavuniya South | 44 | 1,014 | 100 | 650 | **1,808** |
| **Total** | | **876** | **4,142** | **339** | **786** | **6,143** |

* Others : (Husband Disable / Husband Missing / Single Women….)

*Source : Department of Social Services, NP.*

## Table 14.25 Details of Government Assistance Recipient by Divisional Level, Jaffna District - 2019

| No. | Division | Recipient of TB | Recipient of Cancer | Recipient of Thalesimia | Recipient of Leprosy | Public Assistant |
|---|---|---|---|---|---|---|
| 1 | Delft | - | 6 | - | 1 | 495 |
| 2 | Velanai | 6 | 48 | | 2 | 1,569 |
| 3 | Kayts | 1 | 23 | - | - | 981 |
| 4 | Karainagar | - | 34 | 8 | 3 | 615 |
| 5 | Jaffna | 5 | 84 | - | 2 | 1,765 |
| 6 | Nallur | 14 | 113 | - | 2 | 1,921 |
| 7 | Sandilipay | 10 | 133 | - | 1 | 2,461 |
| 8 | Chankanai | 9 | 110 | - | 18 | 3,086 |
| 9 | Uduvil | 8 | 117 | 4 | 2 | 1,778 |
| 10 | Tellippalai | 9 | 99 | - | 1 | 1,360 |
| 11 | Kopay | 17 | 183 | - | 2 | 4,409 |
| 12 | Chavakachcheri | 16 | 138 | - | - | 3,104 |
| 13 | Karaveddy | 9 | 104 | - | - | 1,896 |
| 14 | Pointpedro | 6 | 74 | 1 | 5 | 1,638 |
| 15 | Maruthankerny | 4 | 39 | 4 | 2 | 894 |
| **Total** | | **114** | **1,305** | **17** | **41** | **27,972** |

*Source: Department of Social Services, NP.*

## Table 14.26 Details of Government Assistance Recipient by Divisional Level, Kilinochchi District - 2019

| No. | Division | Recipient of TB | Recipient of Cancer | Recipient of Thalesimia | Recipient of Leprosy | Public Assistant |
|---|---|---|---|---|---|---|
| 1 | Karaichchi | 12 | 158 | 3 | 5 | 4,178 |
| 2 | Kandawalai | 4 | 65 | - | 1 | 2,704 |
| 3 | Poonakary | 4 | 35 | 4 | - | 1,905 |
| 4 | Pachchilaippalli | 6 | 38 | - | 1 | 1,094 |
| **Total** | | **26** | **296** | **7** | **7** | **9,881** |

*Source: Department of Social Services, NP.*

## Table 14.27 Details of Government Assistance Recipient by Divisional Level in Mannar District - 2019

| No | Division | Recipient of TB | Recipient of Cancer | Recipient of Thalesimia | Recipient of Leprosy | Public Assistant |
|---|---|---|---|---|---|---|
| 1 | Mannar Town | 4 | 118 | 4 | 1 | 2,868 |
| 2 | Nanattan | 1 | 52 | 2 | 6 | 1,528 |
| 3 | Musali | 2 | 38 | 7 | - | 882 |
| 4 | Manthai West | 2 | 38 | 11 | 2 | 1,157 |
| 5 | Madu | - | 10 | 2 | - | 658 |
| Total | | **9** | **256** | **26** | **9** | **7,093** |

*Source: Department of Social Services, NP.*

## Table : 14.28 Details of Government Assistance Recipient by Divisional Level in Mullaitivu District - 2019

| No. | Division | Recipient of TB | Recipient of Cancer | Recipient of Thalesimia | Recipient of Leprosy | Public Assistant |
|---|---|---|---|---|---|---|
| 1 | Puthukkudiyiruppu | 6 | 86 | - | 1 | 3,290 |
| 2 | Manthai East | - | 7 | 2 | - | 841 |
| 3 | Oddusuddan | - | 37 | - | 1 | 1,848 |
| 4 | Thunukkai | - | 25 | 2 | - | 1,137 |
| 5 | Maritimepattu | 3 | 59 | 1 | 3 | 2,058 |
| 6 | Welioya | - | 20 | 2 | 2 | 725 |
| **Total** | | **9** | **234** | **7** | **7** | **9,899** |

*Source: Department of Social Services, NP.*

## Table : 14.29 Details of Government Assistance Recipient by Divisional Level in Vavuniya District - 2019

| No. | Division | Recipient of TB | Recipient of Cancer | Recipient of Thalesimia | Recipient of Leprosy | Public Assistant |
|---|---|---|---|---|---|---|
| 1 | Vavuniya | 6 | 206 | 8 | 5 | 4,394 |
| 2 | Vavuniya North | 1 | 32 | - | - | 1,639 |
| 3 | Vengalacheddikulam | 6 | 59 | 8 | - | 1,780 |
| 4 | Vavuniya South | - | 30 | 5 | - | 812 |
| **Total** | | **13** | **327** | **21** | **5** | **8,625** |

*Source: Department of Social Services, NP.*

## Table 14.30. Assistance to Children in Day Care Centres by District and DS Divisions, NP - 2019

| District | DS Division | Name of Day Care Centre | Approved Children (nos) | No.of Beneficiaries |
|---|---|---|---|---|
| Jaffna | Kopay | Community Welfare Day Care Centre | 83 | 77 |
| | | Social Seva day Care Centre | 50 | 35 |
| | Nallur | Aham Children Day Care Centre | 30 | 16 |
| | | A head Trust Day care Centre | 30 | 12 |
| | Chavakachchery | Puventhan Day Care centre | 70 | 54 |
| | | Parasakthy Day Care Centre | 60 | 42 |
| | | Blumin Day Care Centre | 25 | 13 |
| Kilinochchi | Karachchi | Vidiyal Arumbugal day Care Centre | 40 | 26 |
| | | MSP Day Care Centre | 30 | 21 |
| | | Chittukal Day Care Centre | 45 | 30 |
| Mullaitivu | Puthukkudiyirruppu | Sholar day Care Centre | 50 | 34 |
| | | Jeevajothy Day Care Centre | 50 | 49 |
| | | Jeenu Day Care Centre | 25 | 14 |
| Vavuniya | Vavuniya Town | Kids World Day Care Centre | 25 | 13 |
| | | City Kids Day Care Centre | 25 | 15 |
| | | Busy Bees Day Care Centre | 35 | 20 |
| **Total** | | | **671** | **471** |

*Source: Department of Probation & Childcare Services, NP*

## Table 14.31. Children with parental loss by District, NP - 2019

| District | No. of Children without Father | No. of Children without Mother | No. of Children without Parents | Total |
|---|---|---|---|---|
| Jaffna | 2,892 | 839 | 273 | **4,004** |
| Kilinochchi | 1,946 | 370 | 211 | **2,527** |
| Mannar | 1,642 | 396 | 151 | **2,189** |
| Mullaitivu | 1,040 | 747 | 254 | **2,041** |
| Vavuniya | 1,253 | 574 | 144 | **1,971** |
| **Total** | **8,773** | **2,926** | **1,033** | **12,732** |

*Source: Department of Probation & Childcare Services, NP*

## Table 14.32. Assistance to Children in Day Care Centers by District and leading causes of violence, NP - 2019

| Details | Jaffna | Kilinochchi | Mannar | Mullaitivu | Vavuniya | NP |
|---|---|---|---|---|---|---|
| Sexual Abuse | 43 | 21 | 11 | 17 | 16 | **108** |
| Physical abuse / Domestic Violence | 17 | 23 | 14 | 9 | 4 | **67** |
| Mentally Abuse | 10 | 10 | 3 | 0 | 0 | **23** |
| Suicide | 1 | 0 | 1 | 0 | 0 | **2** |
| Attempted to Suicide | 2 | 0 | 6 | 0 | 3 | **11** |
| Neglected Child | 49 | 13 | 0 | 9 | 7 | **78** |
| Kidnapping | 1 | 1 | 0 | 0 | 0 | **2** |
| Separated | – | – | – | – | – | **0** |
| Threatning | 1 | 5 | 2 | 1 | 1 | **10** |

## Table: 14.33 Other Details of Orphans by District NP-2019

| Details | Jaffna | Kilinochchi | Mannar | Mullaitivu | Vavuniya | Total |
|---|---|---|---|---|---|---|
| Dropout | 19 | 16 | 37 | 0 | 7 | **79** |
| Child Labour | 5 | 9 | 0 | 5 | 9 | **28** |
| Adoption | 24 | 0 | 4 | 0 | 0 | **28** |
| Number of Request for Children Home Admission | 122 | 117 | 61 | 121 | 67 | **488** |
| No of Children Admitted to Children Home admission | 57 | 27 | 46 | 42 | 40 | **212** |
| Rejoin the Family from Children Home | 31 | 13 | 33 | 39 | 35 | **151** |
| Supply of Bicycle for School Going Children | – | – | – | – | – | **–** |
| Issuess of Thriposha | 62 | 16 | _ | 13 | 12 | **103** |

*Source: Department of Probation & Childcare Services, NP*

## 14.34. Destitute children in children home by DS Division - NP - 2019

| District | Division | Name of Children Home | Appd.Children (Nos) | No.of Destitute |
|---|---|---|---|---|
| Jaffna | Pointpedro | Paramanantha Child Development Centre | 115 | 35 |
| | Chankanai | Valluvar Child Development Centre | 35 | 35 |
| | Chavakachchery | Mirusuvil Holy Family Child Development Centre | 48 | 17 |
| | | Salvation Army Children Home | 48 | 27 |
| | Nallur | Hindu Board Children Home(Girls) | 120 | 98 |
| | | SOS Village (Both) | 104 | 139 |
| | | Karunalayam Boys Home | 100 | 52 |
| | | Four Square Child development Centre | 25 | 27 |
| | | Karunai illam | 70 | 18 |
| | | Hindu Board Children Home | 80 | 35 |
| Killinochchi | Karaichchi | Senchoolai(Girls) | 120 | 124 |
| | | Mahadeva Swamigal | 100 | 92 |
| | | Aropanam | 50 | 23 |
| | | Mahadeva Swamigal(Boys) | 100 | 40 |
| | | Sencholai Children Home(Boys) | 30 | 30 |
| | | Holy Family Convent Girls Home | 50 | 20 |
| | | Mahadeva Saiva Children Home(Girls) | 100 | 42 |
| | | karunanilayam | 20 | 16 |
| | | Kanthi Nilayam Illam | | 19 |
| | | Arivucholai | 100 | 88 |

| | | | | |
|---|---|---|---|---|
| Mannar | Mannar Town | Sivanarul Child Development Centre(Girls) | 40 | 37 |
| | | Sivanarul Child Development Centre(Boys) | 35 | 58 |
| Mannar | Mannar Town | Annai child Development Centre | 50 | 22 |
| | | Sebamalai Mariyannai Child Centre | 50 | 25 |
| | | Vetijin Nalnampihai illam | 25 | 12 |
| | | Anpu Sakotharr Illam | 20 | 16 |
| Mullaitivu | Oddusuddan | Anpu Child Development Centre | 60 | 11 |
| | | Nallayan Child Development Centre | 60 | 34 |
| | Karaithuraipattu | Bharathy Child Development Centre | 150 | 99 |
| | | Pari Mahalir Child Development Centre | 30 | 22 |
| | | Ladani Child Development Centre | 25 | 12 |
| Vavuniya | Vavuniya Town | Salvation Child Centre | 25 | 21 |
| | | Hindu Anpakam Children Home | 50 | 48 |
| | | Sri Ahilandeshwary Children Home (Boys) | 50 | 51 |
| | | Sri Ahilandeshwary Children Home (Girls) | 100 | 105 |
| | | Deva Anpu Children Home | 30 | 31 |
| | | Aruppe Child Dev.Centre | 25 | 20 |
| **Total** | | | **2,240** | **1,601** |

*Source: Department of Probation & Childcare Services, NP*

# Chapter - 15

# Industries

## Table 15.1 Manufacturing Industries, Northern Province - 2019

| # | Name of Manufacturing Industry | Districts | | | | |
|---|---|---|---|---|---|---|
| | | Jaffna | Kilinochchi | Mullaitivu | Mannar | Vavuniya |
| 1 | Mining and Quarrying | 5 | - | 25 | 43 | 2 |
| 2 | Food, beverages and tobacco | 401 | 442 | 65 | 171 | 246 |
| 3 | Textile,Wearing,apparel and leather | 206 | 271 | 75 | 53 | 602 |
| 4 | Wood, wood production and furniture | 401 | 66 | 50 | 134 | 88 |
| 5 | Paper products and printing | 35 | 33 | 5 | 25 | 48 |
| 6 | Chemicals,petrolium rubber and plastic | 35 | - | 1 | - | - |
| 7 | Non metalic mineral products | - | - | - | - | 16 |
| 8 | Basic metal industries, metal products, machinary and equipments | 64 | - | - | 9 | - |
| 9 | Other manufacturing industries | 1,095 | 13 | - | 119 | 84 |
| 10 | water works and supply | - | - | - | 80 | 28 |
| | **Total** | **2,242** | **825** | **221** | **634** | **1,114** |

*Source : Department of Industries, NP*

## Table 15.2 No.of Industries and Persons engaged by Divisions
## Jaffna District -2019

| Division | Small Industries ( Persons engaged less than 10 ) | | Medium & Large Industries (Persons engaged 10 and more ) | |
|---|---|---|---|---|
| | No. of Industries | Persons engaged | No. of Industries | Persons engaged |
| Delft | 66 | 86 | - | - |
| Velanai | 65 | 142 | 4 | 58 |
| Kayts | 101 | 154 | 2 | 78 |
| Karainagar | 36 | 94 | - | - |
| Jaffna | 281 | 403 | 6 | 584 |
| Nallur | 275 | 247 | 5 | 105 |
| Sandilipay | 172 | 248 | 8 | 196 |
| Chankanai | 296 | 344 | 9 | 159 |
| Uduvil | 191 | 403 | 7 | 156 |
| Tellippalai | 167 | 501 | 5 | 65 |
| Kopay | 163 | 330 | 7 | 201 |
| Chavakachcheri | 129 | 403 | 6 | 75 |
| Karaveddy | 99 | 194 | 2 | 20 |
| Point pedro | 110 | 171 | 4 | 47 |
| Maruthankerny | 91 | 161 | - | - |
| **Total** | **2,242** | **3,881** | **65** | **1,744** |

*Source : Department of Industries, NP*

## Table 15.3 No.of Industries and Persons engaged by Divisions
## Kilinochchi District - 2019

| Division | Small Industries ( Persons engaged less than 10 ) | | Medium & Large Industries (Persons engaged 10 and more ) | |
|---|---|---|---|---|
| | No. of Industries | Persons engaged | No. of Industries | Persons engaged |
| Karachchi | 382 | 688 | 3 | 1,073 |
| Kandawalai | 203 | 272 | 1 | 476 |
| Pachchilaippalli | 58 | 188 | 13 | 259 |
| Poonagary | 165 | 273 | 1 | 439 |
| **Total** | **808** | **1,421** | **18** | **2,247** |

*Source : Department of Industries, NP*

## Table 15.4 No.of Industries and Persons engaged by Divisions
## Mullaitivu District - 2019

| Division | Small Industries ( Persons engaged less than 10 ) | | Medium & Large Industries (Persons engaged 10 and more ) | |
|---|---|---|---|---|
| | No. of Industries | Persons engaged | No. of Industries | Persons engaged |
| Maritimpattu | 46 | 150 | 5 | 60 |
| Puthukkudiyirupu | 88 | 250 | 10 | 150 |
| Thunukkai | 21 | 80 | 2 | 12 |
| Oddusuddan | 22 | 65 | - | - |
| Manthai East | 16 | 30 | - | - |
| Welioya | 11 | 30 | - | - |
| **Total** | **204** | **605** | **17** | **222** |

*Source : Department of Industries, NP*

## Table 15.5 No.of Industries and persons engaged by Divisions
## Vavuniya District - 2019

| Division | Small Industries ( Persons engaged less than 10 ) | | Medium & Large Industries (Persons engaged 10 and more ) | |
|---|---|---|---|---|
| | No. of Industries | Persons engaged | No. of Industries | Persons engaged |
| Vavuniya Town | 720 | 4,450 | 18 | 3,626 |
| Vavuniya South | 124 | 280 | 2 | 25 |
| Vavuniya North | 14 | 20 | 0 | 0 |
| Cheddikulam | 780 | 1,250 | 0 | 0 |
| **Total** | **1,638** | **6,000** | **20** | **3,651** |

*Source : Department of Industries, NP*

## Table 15.6 No.of Industries and persons engaged by Divisions
## Mannar District - 2019

| Division | Small Industries ( Persons engaged less than 10 ) | | Medium & Large Industries (Persons engaged 10 and more ) | |
|---|---|---|---|---|
| | No. of Industries | Persons engaged | No. of Industries | Persons engaged |
| Mannar Town | 520 | 985 | 110 | 1,505 |
| Nanattan | 131 | 225 | - | - |
| Manthai West | 136 | 371 | 5 | 84 |
| Musali | 149 | 455 | - | - |
| Madhu | 55 | 115 | - | - |
| **Total** | **991** | **2,151** | **115** | **1,589** |

*Source : Department of Industries, NP*

## Table 15.7 Type of Industries and persons employed in Jaffna District - 2019

| Type of Industry | Small Industries ( Persons engaged less than 10 ) | | Medium & Large Industries (Persons engaged 10 and more ) | |
|---|---|---|---|---|
| | No of Industries | Persons engaged | No of Industries | Persons engaged |
| Other mining and quarrying | 5 | 27 | - | - |
| Manufacture of food products and beverages | 401 | 882 | 29 | 851 |
| Manufacture of tobacc products | - | - | - | - |
| Manufacture of textiles and yarn Manufacture of textiles apparel | 206 | 304 | 7 | 122 |
| Manufacture of leather products | 30 | 48 | 1 | 15 |
| Manufacture of wood and products of wood and cork, furniture & other products | 401 | 564 | 1 | 24 |
| Manufacture of pulp and paper based products | 35 | 89 | - | - |
| Manufacture of refined petroleum products | - | - | - | - |
| Manufacture of basic chemical & chemical products | 28 | 69 | - | - |
| Manufacture of rubber and plastic products | 7 | 28 | 1 | 12 |
| Manufacture of non-metalic mineral products | - | - | - | - |
| Manufacture of basic metal | 64 | 98 | - | - |
| Manufacture of fabricated metal products | - | - | - | - |
| Not specified | 1,065 | 1,772 | 26 | 720 |
| **Total** | **2,242** | **3,881** | **65** | **1,744** |

*Source : Department of Industries, NP*

## Table 15.8 Type of Industries and persons employed in Kilinochchi District - 2019

| Type of Industry | Small Industries ( Persons engaged less than 10 ) | | Medium & Large Industries (Persons engaged 10 and more ) | |
|---|---|---|---|---|
| | No. of Industries | Persons engaged | No. of Industries | Persons engaged |
| Other mining and quarrying | - | - | 1 | 220 |
| Manufacture of food products and beverages | 440 | 705 | 2 | 500 |
| Manufacture of tobacc products | - | - | - | - |
| Manufacture of textiles and yarn Manufacture of textiles apparel | 230 | 400 | 2 | 2,500 |
| Manufacture of leather products | 39 | 80 | - | - |
| Manufacture of wood and products of wood and cork, furniture & other products | 66 | 182 | - | - |
| Manufacture of pulp and paper based products | 7 | 10 | - | - |
| Publishing,printing and reproduction of recorded media | 26 | 44 | - | - |
| Manufacture of refined petroleum products | - | - | - | - |
| Manufacture of basic chemical & chemical products | - | - | - | - |
| Manufacture of rubber and plastic products | - | - | - | - |
| Manufacture of non-metalic mineral products | - | - | - | - |
| Manufacture of basic metal | - | - | - | - |
| Manufacture of fabricated metal products | - | - | - | - |
| Manufacture of furniture & other products | - | - | 13 | 150 |
| **Total** | **808** | **1,421** | **18** | **3,370** |

*Source : Department of Industries, NP*

## Table 15.9 Type of Industries and persons employed in Mullaitivu District - 2019

| Type of Industry | Small Industries ( Persons engaged less than 10) | | Medium & Large Industries (Persons engaged 10 and more ) | |
|---|---|---|---|---|
| | No. of Industries | Persons engaged | No. of Industries | Persons engaged |
| Other mining and quarrying | 24 | 85 | 1 | 20 |
| Manufacture of food products and beverages | 45 | 500 | 20 | 400 |
| Manufacture of tobaco products | - | - | - | - |
| Manufacture of textiles and yarn | - | - | - | - |
| Manufacture of textiles apparel | 5 | 30 | 2 | 2,000 |
| Manufacture of leather products | 20 | 200 | - | - |
| Manufacture of wood and products of wood and cork | 48 | 250 | - | - |
| Manufacture of pulp and paper based products | 5 | 40 | - | - |
| Publishing,printing and reproduction of recorded media | - | - | - | - |
| Manufacture of refined petroleum products | - | - | - | - |
| Manufacture of basic chemical & chemical products | - | - | - | - |
| Manufacture of rubber and plastic products | - | - | - | - |
| Manufacture of non-metalic mineral products | - | - | 1 | 20 |
| Manufacture of basic metal | - | - | - | - |
| Manufacture of fabricated metal products | - | - | - | - |
| Manufacture of furniture & other products | 50 | 135 | - | - |
| Not specified | - | - | - | - |
| **Total** | **197** | **1,240** | **24** | **2,440** |

*Source : Department of Industries, NP*

## Table 15.10 Type of Industries and persons employed in Vavuniya District - 2019

| Type of Industry | Small Industries ( Persons engaged less than 10 ) | | Medium & Large Industries (Persons engaged 10 and more ) | |
|---|---|---|---|---|
| | No. of Industries | Persons engaged | No. of Industries | Persons engaged |
| Other mining and quarrying | 2 | 20 | - | - |
| Manufacture of food products and beverages | 246 | 1,072 | 15 | 280 |
| Manufacture of tobaco products | - | - | - | - |
| Manufacture of textiles and yarn | 11 | 44 | - | - |
| Manufacture of textiles apparel | 577 | 595 | 3 | 3,340 |

| | | | | |
|---|---|---|---|---|
| Manufacture of leather products | 34 | 248 | - | - |
| Manufacture of wood and products of wood and cork | 83 | 203 | - | - |
| Manufacture of pulp and paper based products | 16 | 25 | - | - |
| Publishing,printing and reproduction of recorded media | 47 | 113 | - | - |
| Manufacture of refined petroleum products | - | - | - | - |
| Manufacture of basic chemical & chemical products | - | - | - | - |
| Manufacture of rubber and plastic products | - | - | - | - |
| Manufacture of non-metalic mineral products | 16 | 50 | - | - |
| Manufacture of basic metal | - | - | - | - |
| Manufacture of fabricated metal products | - | - | - | - |
| Manufacture of furniture & other products | 84 | 340 | - | - |
| Not specified | 39 | 72 | 2 | 25 |
| **Total** | **1,155** | **2,782** | **20** | **3,645** |

*Source : Department of Industries, NP*

## Table 15.11 Type of Industries and persons employed in Mannar District - 2019

| Type of Industry | Small Industries ( Persons engaged less than 10 ) | | Medium & Large Industries (Persons engaged 10 and more ) | |
|---|---|---|---|---|
| | No. of Industries | Persons engaged | No. of Industries | Persons engaged |
| Other mining and quarrying | 43 | 151 | - | - |
| Manufacture of food products and beverages | 115 | 282 | - | - |
| Manufacture of tobaco products | - | - | - | - |
| Manufacture of textiles and yarn | 3 | 27 | - | - |
| Manufacture of textiles apparel | 25 | 85 | 1 | 870 |
| Manufacture of leather products | 7 | 18 | - | - |
| Manufacture of wood and products of wood and cork | 137 | 358 | - | - |
| Manufacture of pulp and paper based products | 15 | 30 | - | - |
| Publishing,printing and reproduction of recorded media | 1 | - | - | - |
| Manufacture of refined petroleum products | - | - | - | - |
| Manufacture of basic chemical & chemical products | - | - | - | - |
| Manufacture of rubber and plastic products | 3 | 7 | - | - |
| Manufacture of non-metalic mineral products | - | - | - | - |
| Manufacture of basic metal | 5 | 8 | - | - |
| Manufacture of fabricated metal products | - | - | - | - |
| Manufacture of furniture & other products | 149 | 417 | - | - |
| Not specified | 80 | 180 | - | - |
| **Total** | **583** | **1,563** | **1** | **870** |

*Source : Department of Industries, NP*

## Table 15.12 Manufacturing industries by D.S Division and Nature of Industry, Jaffna District - 2019

| DS Division | Nature of Industry | | | | | | | | | | | | | | | | | | | |
|---|---|---|---|---|---|---|---|---|---|---|---|---|---|---|---|---|---|---|---|---|
| | Mining and Quarrying | Food, beverages and tobacco | Textile,Wearing,apparel and leather | Wood, wood production and furniture | Paper products and printing | Leather Based | Cement Based | Beauty Culture | Handicraft | Light Engineering | Chemicals,petrolium rubber and plastic | Non metalic mineral products | Basic metal industries, metal products, machinary and equipments | Coir Based | Palmyrah Based | Rubber and Plastic Based | Services | Pottery | Agro Based (Mushroom) | Total |
| Delft | - | 24 | 6 | 1 | - | - | 1 | - | 22 | - | - | - | 1 | 1 | 10 | - | - | - | - | **66** |
| Velanai | - | 17 | 4 | 4 | - | - | 1 | - | 1 | 1 | 3 | - | - | 2 | 31 | - | 1 | - | - | **65** |
| Kayts | - | 5 | 4 | 3 | - | - | 1 | - | 57 | 3 | - | - | - | 8 | 1 | - | 19 | - | - | **101** |
| Karainagar | - | 13 | 4 | 5 | - | - | 1 | - | - | 1 | 1 | - | - | - | 1 | - | 10 | - | - | **36** |
| Jaffna | - | 43 | 18 | 28 | 8 | 4 | 2 | 14 | 1 | 34 | 5 | - | 11 | 46 | 7 | 1 | 59 | - | - | **281** |
| Nallur | - | 24 | 35 | 69 | 8 | 2 | 15 | - | 1 | 36 | 4 | - | 13 | 5 | 12 | 1 | 45 | 5 | - | **275** |
| Sandilipay | - | 43 | 20 | 29 | 5 | 2 | 6 | 4 | 5 | 14 | 4 | - | 4 | 4 | 7 | 2 | 23 | - | - | **172** |
| Chankanai | - | 44 | 40 | 68 | 4 | 2 | 4 | - | 11 | 15 | 4 | - | 21 | 12 | 7 | - | 64 | - | - | **296** |
| Uduvil | - | 44 | 10 | 36 | 2 | 4 | 2 | 1 | 1 | 22 | 1 | - | 4 | 3 | 8 | 1 | 51 | 1 | - | **191** |
| Tellippalai | - | 31 | 24 | 21 | 1 | 8 | 17 | - | 4 | 14 | 3 | - | 1 | 7 | 11 | - | 24 | 1 | - | **167** |
| Kopay | - | 15 | 3 | 66 | - | 1 | 3 | - | - | 31 | 1 | - | 1 | 4 | 1 | 1 | 29 | 2 | - | **158** |
| Chavakachcheri | - | 13 | 9 | 21 | 1 | 2 | 3 | - | 1 | 10 | 1 | - | 5 | 4 | 20 | - | 30 | 9 | - | **129** |
| Karaveddy | - | 21 | 15 | 31 | - | 5 | 2 | - | 2 | 6 | 1 | - | 1 | 1 | 1 | - | - | 6 | 7 | **99** |
| Point pedro | - | 37 | 10 | 13 | 4 | - | 1 | 1 | - | 2 | - | - | 2 | - | 12 | - | 28 | - | - | **110** |
| Maruthankerny | - | 27 | 4 | 6 | 2 | - | 6 | 1 | - | 5 | - | - | - | - | 10 | 1 | 29 | - | - | **91** |
| **Total** | **-** | **401** | **206** | **401** | **35** | **30** | **65** | **21** | **106** | **194** | **28** | **-** | **64** | **97** | **139** | **7** | **412** | **24** | **7** | **2,237** |

*Source : Department of Industries, NP*

## Table 15.13 Manufacturing industries by D.S Division and nature of Industry, Kilinochchi District - 2019

| D.S.Division | Nature of Industry | | | | | | | | | | | | | | | | | | | |
|---|---|---|---|---|---|---|---|---|---|---|---|---|---|---|---|---|---|---|---|---|
| | Mining and Quarrying | Food, beverages and tobacco | Textile,Wearing,apparel and leather | Wood, wood production and furniture | Paper products and printing | Leather Based | Cement Based | Beauty Culture | Handicraft | Light Engineering | Chemicals,petrolium rubber and plastic | Non metalic mineral products | Basic metal industries, metal products, machinary and equipments | Coir Based | Palmyrah Based | Rubber and Plastic Based | Services | Pottery | Agro Based (Mushroom) | Total |
| Karachchi | 0 | 322 | 106 | 27 | 18 | 18 | 93 | 36 | 21 | 0 | - | - | - | 6 | 29 | 3.00 | 40 | 11 | 5 | **735** |
| Kandawalai | 1 | 39 | 78 | 14 | 7 | 5 | 6 | 18 | 23 | 0 | - | - | 5 | 1 | 17 | - | 11 | 3 | - | **228** |
| Pachchilaippalli | 0 | 29 | 42 | 13 | 3 | 0 | 10 | 3 | 1 | 0 | - | - | - | 13 | 40 | - | 8 | - | 3 | **165** |
| Poonagary | 0 | 52 | 54 | 12 | 5 | 16 | 3 | 5 | 32 | 0 | - | - | 10 | 1 | 34 | - | 12 | 2 | - | **229** |
| **Total** | **1** | **442** | **280** | **66** | **33** | **39** | **102** | **62** | **77** | **0** | **0** | **0** | **15** | **21** | **120** | **3** | **71** | **16** | **8** | **1,357** |

*Source : Department of Industries, NP*

## Table 15.14 Manufacturing industries by D.S Division and nature of Industry, Mullaitivu District - 2019

| DS Division | Nature of Industry | | | | | | | | | | | | | | | | | | | |
|---|---|---|---|---|---|---|---|---|---|---|---|---|---|---|---|---|---|---|---|---|
| | Mining and Quarrying | Food, beverages and tobacco | Textile,Wearing,apparel and leather | Wood, wood production and furniture | Paper products and printing | Leather Based | Cement Based | Beauty Culture | Handicraft | Light Engineering | Chemicals,petrolium rubber and plastic | Non metalic mineral products | Basic metal industries, metal products, machinary and equipments | Coir Based | Palmyrah Based | Rubber and Plastic Based | Services | Pottery | Agro Based (Mushroom) | Total |
| Maratimepattu | 6 | 17 | 34 | 10 | 3 | 15 | 0 | 6 | 0 | 0 | 0 | 1 | 0 | 0 | 0 | 0 | 0 | 0 | 0 | **92** |
| Oddusuddan | 4 | 10 | 3 | 8 | 0 | 10 | 0 | 2 | 0 | 0 | 0 | 0 | 0 | 0 | 0 | 0 | 0 | 0 | 0 | **37** |
| Puthukkudiyiruppu | 3 | 11 | 31 | 14 | 2 | 8 | 2 | 6 | 0 | 0 | 0 | 0 | 0 | 0 | 0 | 0 | 0 | 0 | 0 | **77** |
| Thunukkai | 5 | 12 | 5 | 7 | 0 | 15 | 0 | 0 | 0 | 0 | 0 | 0 | 0 | 0 | 0 | 0 | 0 | 0 | 0 | **44** |
| Manthi east | 5 | 10 | 2 | 9 | 0 | 16 | 0 | 0 | 0 | 0 | 0 | 0 | 0 | 0 | 0 | 0 | 0 | 0 | 0 | **42** |
| Weliyoya | 2 | 5 | 0 | 2 | 0 | 6 | 0 | 0 | 0 | 0 | 0 | 0 | 0 | 0 | 0 | 0 | 0 | 0 | 0 | **15** |
| **Total** | **25** | **65** | **75** | **50** | **5** | **70** | **2** | **14** | **0** | **0** | **0** | **1** | **0** | **0** | **0** | **0** | **0** | **0** | **0** | **307** |

*Source : Department of Industries, NP*

## Table 15.15 Manufacturing industries by D.S Division and nature of Industry, Mannar District - 2019

| S.No. | DS Division | Nature of Industry | | | | | | | | | | | | | | | | | | | |
|---|---|---|---|---|---|---|---|---|---|---|---|---|---|---|---|---|---|---|---|---|---|
| | | Mining and Quarrying | Food, beverages and tobacco | Textile,Wearing,apparel and leather | Wood, wood production and furniture | Paper products and printing | Leather Based | Cement Based | Beauty Culture | Handicraft | Light Engineering | Chemicals,petroliu m rubber and plastic | Non metalic mineral products | Basic metal industries, metal products, machinary and | Coir Based | Palmyrah Based | Rubber and Plastic Based | Services | Pottery | Agro Based (Mushroom) | Total |
| 1 | Mannar | 0 | 8 | 12 | 41 | 13 | 5 | 25 | 11 | 88 | 12 | 0 | 0 | 0 | 1 | 70 | 0 | 378 | 0 | 9 | **673** |
| 2 | Manthai West | 0 | 45 | 0 | 30 | 1 | 1 | 5 | 8 | 30 | 0 | 0 | 0 | 5 | 0 | 30 | 0 | 108 | 1 | 3 | **267** |
| 3 | Nanattan | 6 | 27 | 5 | 39 | 5 | 0 | 15 | 14 | 12 | 0 | 0 | 0 | 0 | 0 | 7 | 0 | 45 | 2 | 18 | **195** |
| 4 | Musali | 33 | 62 | 16 | 19 | 1 | 0 | 8 | 9 | 1 | 0 | 0 | 0 | 0 | 0 | 3 | 0 | 7 | 0 | 3 | **162** |
| 5 | Madhu | 0 | 6 | 2 | 8 | 0 | 1 | 9 | 3 | 4 | 0 | 0 | 0 | 4 | 0 | 8 | 0 | 3 | 0 | 5 | **53** |
| | **Total** | **39** | **148** | **35** | **137** | **20** | **7** | **62** | **45** | **135** | **12** | **0** | **0** | **9** | **1** | **118** | **0** | **541** | **3** | **38** | **1,350** |

*Source : Department of Industries, NP*

**Table 15.16 Registered Commercial Places by D.S.Division, Jaffna District - 2019**

| DS Division | Retail shops | Restaurrant and canteen | Textile and footwear | Meat, fish and vegetable | Dispensary and Pharmacy | Electrical | Whole Sales | Rice Mills | Grinding Mills | Laundry | Saloons | Fancy shops | Small Industries | Printing Shops | Recording and CD Sales centers | private Tution centers | Liquor shops | Spare parts of motor vehicles | Jewellery | Leather work shops | Cinema Theatres | Garland Shops | Beauty parlors | Computer Centers | Telecommunications and Browsing Centers | Telephone Repir Shops | Telephone Shops | Cycle Repair Shops | Motor Bike Repair shops | Light Vehicle Repair Shops | Heavy Vehicle Repair Shops | Others | Total |
|---|---|---|---|---|---|---|---|---|---|---|---|---|---|---|---|---|---|---|---|---|---|---|---|---|---|---|---|---|---|---|---|---|---|
| Delft | 32 | 6 | 2 | 2 | 0 | 1 | 1 | 0 | 2 | 0 | 2 | 2 | 1 | 1 | 1 | 1 | 0 | 0 | 0 | 0 | 0 | 0 | 0 | 1 | 0 | 0 | 0 | 3 | 3 | 1 | 0 | 0 | **62** |
| Velanai | 156 | 23 | 9 | 2 | 3 | 1 | 0 | 1 | 4 | 5 | 10 | 6 | 15 | 1 | 3 | 3 | 4 | 2 | 0 | 0 | 0 | 1 | 4 | 1 | 3 | 0 | 1 | 13 | 7 | 1 | 0 | 40 | **319** |
| Kayts | 35 | 2 | 2 | 1 | 0 | 0 | 4 | 0 | 3 | 0 | 2 | 2 | 0 | 0 | 0 | 0 | 2 | 2 | 1 | 0 | 0 | 0 | 0 | 0 | 16 | 0 | 0 | 0 | 1 | 1 | 0 | 21 | **95** |
| Karainagar | 71 | 9 | 0 | 1 | 2 | 1 | 12 | 1 | 11 | 2 | 3 | 5 | 5 | 0 | 4 | 2 | 1 | 6 | 0 | 0 | 0 | 0 | 1 | 0 | 0 | 5 | 1 | 0 | 0 | 0 | 0 | 12 | **155** |
| Jaffna | 279 | 110 | 142 | 43 | 52 | 44 | 124 | 8 | 23 | 18 | 33 | 93 | 55 | 29 | 18 | 31 | 9 | 45 | 86 | 25 | 8 | 10 | 42 | 28 | 22 | 40 | 36 | 45 | 47 | 24 | 12 | 128 | **1,709** |
| Nallur | 372 | 93 | 38 | 5 | 27 | 24 | 34 | 6 | 35 | 21 | 41 | 66 | 57 | 42 | 24 | 49 | 8 | 44 | 31 | 4 | 0 | 0 | 60 | 12 | 10 | 17 | 12 | 47 | 42 | 15 | 7 | 60 | **1,303** |
| Sandilipay | 274 | 37 | 22 | 11 | 9 | 15 | 20 | 11 | 21 | 12 | 29 | 24 | 12 | 5 | 11 | 22 | 3 | 25 | 15 | 0 | 1 | 0 | 13 | 5 | 4 | 4 | 2 | 18 | 17 | 16 | 0 | 623 | **1,281** |
| Chankanai | 271 | 34 | 19 | 8 | 7 | 15 | 12 | 9 | 36 | 16 | 23 | 36 | 23 | 8 | 11 | 22 | 4 | 21 | 7 | 6 | 0 | 1 | 11 | 8 | 10 | 3 | 4 | 68 | 24 | 5 | 0 | 31 | **753** |
| Uduvil | 106 | 20 | 52 | 10 | 22 | 22 | 227 | 17 | 41 | 10 | 33 | 45 | 18 | 9 | 8 | 12 | 3 | 20 | 30 | 2 | 1 | 0 | 11 | 4 | 8 | 13 | 13 | 28 | 7 | 24 | 6 | 848 | **1,670** |
| Tellippalai | 39 | 22 | 1 | 3 | 6 | 2 | 0 | 2 | 7 | 0 | 2 | 1 | 3 | 2 | 0 | 4 | 0 | 97 | 2 | 0 | 0 | 0 | 3 | 4 | 4 | 2 | 0 | 0 | 6 | 0 | 0 | 38 | **250** |
| Kopay | 301 | 34 | 23 | 12 | 14 | 18 | 3 | 21 | 39 | 9 | 44 | 39 | 12 | 7 | 4 | 24 | 4 | 26 | 8 | 3 | 0 | 0 | 5 | 13 | 9 | 5 | 6 | 42 | 26 | 17 | 8 | 544 | **1,320** |
| Chavakachcheri | 247 | 69 | 34 | 14 | 13 | 20 | 47 | 48 | 55 | 45 | 59 | 43 | 52 | 17 | 17 | 57 | 6 | 27 | 24 | 9 | 3 | 5 | 12 | 32 | 6 | 16 | 84 | 37 | 11 | 8 | 209 | 1,357 | **2,683** |
| Karaveddy | 6 | 7 | 2 | 0 | 2 | 2 | 0 | 0 | 2 | 0 | 3 | 0 | 4 | 0 | 34 | 4 | 0 | 5 | 1 | 2 | 0 | 0 | 1 | 1 | 2 | 0 | 0 | 0 | 2 | 0 | 0 | 50 | **130** |
| Point pedro | 176 | 111 | 39 | 10 | 10 | 16 | 164 | 1 | 25 | 11 | 36 | 41 | 56 | 8 | 10 | 19 | 9 | 42 | 32 | 7 | 0 | 0 | 15 | 6 | 5 | 13 | 28 | 13 | 3 | 0 | 115 | 996 | **2,017** |
| Maruthankerny | 27 | 11 | 1 | 2 | 0 | 0 | 0 | 0 | 1 | 0 | 0 | 0 | 0 | 1 | 0 | 1 | 0 | 1 | 0 | 1 | 0 | 0 | 1 | 2 | 0 | 0 | 0 | 0 | 0 | 0 | 0 | 8 | **57** |
| **Total** | **2,392** | **588** | **386** | **124** | **167** | **181** | **648** | **125** | **305** | **149** | **320** | **403** | **313** | **130** | **145** | **251** | **53** | **363** | **237** | **59** | **13** | **17** | **179** | **117** | **99** | **118** | **187** | **314** | **196** | **112** | **357** | **4,756** | **13,804** |

*Source : Department of Industries, NP*

**Table 15.17 Registered Commercial Places by D.S.Division, Kilinochchi District - 2019**

| DS Division | Retail shops | Restaurrant and canteen | Textile and footwear | Meat, fish and vegetable | Dispensary and Pharmacy | Electrical | Whole Sales | Rice Mills | Grinding Mills | Laundry | Saloons | Fancy shops | Small Industries | Printing Shops | Recording and CD Sales centers | private Tution centers | Liquor shops | Spare parts of motor vehicles | Jewellery | Leather work shops | Cinema Theatres | Garland Shops | Beauty parlors | Computer Centers | Telecommunications and Browsing Centers | Telephone Repir Shops | Telephone Shops | Cycle Repair Shops | Motor Bike Repair shops | Light Vehicle Repair Shops | Heavy Vehicle Repair Shops | Others | Total |
|---|---|---|---|---|---|---|---|---|---|---|---|---|---|---|---|---|---|---|---|---|---|---|---|---|---|---|---|---|---|---|---|---|---|
| Karachchi | 215 | 52 | 78 | 94 | 23 | 14 | 34 | 31 | 27 | 12 | 34 | 39 | 206 | 14 | 21 | 36 | 1 | 22 | 27 | 0 | 0 | 0 | 36 | 11 | 11 | 22 | 31 | 13 | 29 | 22 | 6 | 0 | **1,161** |
| Kandawalai | 29 | 11 | 18 | 12 | 5 | 7 | 6 | 12 | 7 | 8 | 14 | 16 | 203 | 4 | 32 | 18 | 0 | 8 | 9 | 0 | 0 | 0 | 18 | 6 | 4 | 26 | 18 | 7 | 18 | 7 | 4 | 0 | **527** |
| Pachchilaippalli | 45 | 8 | 5 | 2 | 3 | 6 | 4 | 12 | 13 | 6 | 8 | 15 | 20 | 1 | 20 | 10 | 0 | 4 | 8 | 0 | 0 | 0 | 3 | 3 | 2 | 5 | 5 | 4 | 9 | 3 | 1 | 0 | **225** |
| Poonagary | 38 | 15 | 24 | 2 | 1 | 2 | 5 | 17 | 10 | 9 | 15 | 20 | 165 | 0 | 18 | 15 | 0 | 5 | 7 | 0 | 0 | 0 | 6 | 1 | 0 | 3 | 4 | 15 | 6 | 3 | 1 | 0 | **407** |
| **Total** | **327** | **86** | **125** | **110** | **32** | **29** | **49** | **72** | **57** | **35** | **71** | **90** | **594** | **19** | **91** | **79** | **1** | **39** | **51** | **0** | **0** | **0** | **63** | **21** | **17** | **56** | **58** | **39** | **62** | **35** | **12** | **0** | **2,320** |

*Source : Department of Industries, NP*

**Table 15.18 Registered Commercial Places by D.S.Division, Mullaitivu District - 2019**

| DS Division | Retail shops | Restaurrant and canteen | Textile and footwear | Meat, fish and vegetable | Dispensary and Pharmacy | Electrical | Whole Sales | Rice Mills | Grinding Mills | Laundry | Saloons | Fancy shops | Small Industries | Printing Shops | Recording and CD Sales centers | private Tution centers | Liquor shops | Spare parts of motor vehicles | Jewellery | Leather work shops | Cinema Theatres | Garland Shops | Beauty parlors | Computer Centers | Telecommunications and Browsing Centers | Telephone Repir Shops | Telephone Shops | Cycle Repair Shops | Motor Bike Repair shops | Light Vehicle Repair Shops | Heavy Vehicle Repair Shops | Others | Total |
|---|---|---|---|---|---|---|---|---|---|---|---|---|---|---|---|---|---|---|---|---|---|---|---|---|---|---|---|---|---|---|---|---|---|
| Maratimepattu | 234 | 5 | 34 | 0 | 10 | 16 | 0 | 18 | 13 | 6 | 22 | 19 | 19 | 4 | 9 | 0 | 1 | 3 | 16 | 2 | 0 | 0 | 6 | 2 | 0 | 2 | 15 | 27 | 11 | 2 | 1 | 66 | **563** |
| Oddusuddan | 32 | 0 | 5 | 0 | 2 | 0 | 0 | 0 | 0 | 0 | 3 | 1 | 2 | 0 | 0 | 0 | 0 | 0 | 4 | 0 | 0 | 0 | 0 | 0 | 0 | 0 | 0 | 3 | 2 | 0 | 0 | 0 | **54** |
| Puthukkudiyiruppu | 216 | 2 | 29 | 0 | 5 | 15 | 6 | 6 | 12 | 2 | 22 | 15 | 15 | 4 | 5 | 0 | 2 | 4 | 15 | 0 | 0 | 0 | 4 | 1 | 1 | 7 | 1 | 15 | 5 | 1 | 1 | 123 | **534** |
| Thunukkai | 27 | 0 | 5 | 0 | 3 | 2 | 0 | 3 | 6 | 0 | 4 | 4 | 6 | 0 | 0 | 0 | 0 | 1 | 1 | 0 | 0 | 0 | 1 | 0 | 0 | 0 | 3 | 2 | 2 | 0 | 0 | 76 | **146** |
| Manthai east | 38 | 0 | 2 | 0 | 2 | 1 | 0 | 4 | 4 | 0 | 2 | 2 | 1 | 0 | 1 | 0 | 1 | 0 | 0 | 0 | 0 | 0 | 0 | 0 | 0 | 0 | 0 | 3 | 1 | 0 | 0 | 16 | **78** |
| Weliyoya | 15 | 0 | 2 | 0 | 1 | 0 | 0 | 0 | 0 | 0 | 2 | 1 | 0 | 0 | 0 | 0 | 0 | 0 | 0 | 0 | 0 | 0 | 0 | 0 | 0 | 0 | 0 | 2 | 1 | 0 | 0 | 0 | **24** |
| **Total** | **562** | **7** | **77** | **0** | **23** | **34** | **6** | **31** | **35** | **8** | **55** | **42** | **43** | **8** | **15** | **0** | **4** | **8** | **36** | **2** | **0** | **0** | **11** | **3** | **1** | **9** | **19** | **52** | **22** | **3** | **2** | **281** | **1,399** |

*Source : Department of Industries, NP*

**Table 15.19 Registered Commercial Places by D.S.Division, Vavuniya District 2019**

| D.S.Division | Retail Shop | Restaurant and canteen | Textile and footwear | Meat,fish and Vegitable | Dispensary and Pharmacy | Electrical items | Wood and iron furniture | Grocery goods | Building material and paints | Liquor shops | Jewellery | Books and stationary | Spare parts of motor vehicles | Others | Total |
|---|---|---|---|---|---|---|---|---|---|---|---|---|---|---|---|
| Vavuniya Town | 845 | 129 | 96 | 93 | 25 | 6 | 30 | 200 | 24 | 15 | 64 | 31 | 34 | 0 | 1592 |
| Cheddikulam | 61 | 15 | 5 | 4 | 3 | 2 | 9 | 2 | 11 | 1 | 2 | 0 | 7 | 120 | 242 |
| Nedumkeni | 58 | 13 | 5 | 16 | 2 | 4 | 6 | 27 | 12 | 2 | 1 | 1 | 4 | 0 | 151 |
| Vavuniya South | 89 | 25 | 10 | 10 | 4 | 0 | 5 | 9 | 3 | 0 | 0 | 5 | 0 | 6 | 166 |
| **Total** | **1,053** | **182** | **116** | **123** | **34** | **12** | **50** | **238** | **50** | **18** | **67** | **37** | **45** | **126** | **2,151** |

*Source : Department of Industries, NP*



# Utilities

## Chapter - 16

**Table 16.1 Electricity Utilization by Province in Np - 2019**

| Province | Year - 2019 | Unit Consumed G.W.h | Domestic Sales G.W.H | Industrial Sales G.W.h | Commercial Sales G.W.h | Religious Sales G.W.H | Government G.W.h | Street Lighting G.W.h. |
|---|---|---|---|---|---|---|---|---|
| Northern Province | January | 25.635 | 17.314 | 0.887 | 6.617 | 0.122 | 0.695 | 0.207 |
| | February | 21.402 | 14.058 | 0.798 | 6.254 | 0.125 | 0.167 | 0.187 |
| | Maarch | 33.175 | 22.746 | 1.185 | 8.253 | 0.190 | 0.801 | 0.207 |
| | April | 32.104 | 21.722 | 1.113 | 8.370 | 0.150 | 0.749 | 0.200 |
| | May | 32.077 | 21.401 | 1.056 | 8.717 | 0.159 | 0.743 | 0.207 |
| | June | 29.438 | 19.215 | 1.052 | 8.307 | 0.186 | 0.677 | 0.200 |
| | July | 34.568 | 23.009 | 1.204 | 9.346 | 0.208 | 0.801 | 0.207 |
| | August | 32.062 | 20.956 | 1.183 | 8.962 | 0.170 | 0.790 | 0.207 |
| | September | 30.776 | 20.487 | 0.974 | 8.399 | 0.175 | 0.741 | 0.200 |
| | October | 30.734 | 20.507 | 0.996 | 8.292 | 0.182 | 0.757 | 0.207 |
| | November | 30.449 | 20.321 | 0.901 | 8.283 | 0.191 | 0.752 | 0.200 |
| | December | 26.995 | 18.200 | 0.771 | 7.221 | 0.147 | 0.656 | 0.207 |
| | Total | **359.415** | **239.936** | **12.120** | **97.021** | **2.005** | **8.329** | **2.436** |

**Table 16.2 Electricity Consumer Service by Consumer - 2019**

| District | Consumer Service Centre | Electricity Consumers Nos. | Sales in kwh | Electricity LV Line Length in km | Electricity HT Line Length in km |
|---|---|---|---|---|---|
| Jaffna | 7 | 199126 | 3,287,203,890.04 | 4037.304 | 751.02 |
| Kilinochchi | 2 | 43734 | 656,928,252.02 | 1480.92 | 431.18 |
| Mannar | 1 | 32949 | 579,333,366.15 | 933.39 | 320.64 |
| Mullaitivu | 1 | 25971 | 503,071,102.05 | 878.52 | 245.29 |
| Vavuniya | 2 | 62041 | 832,445,218.21 | 1250.1 | 323.43 |
| **Total** | | **363821** | **5,858,981,828.47** | **8580.234** | **2071.56** |

**Table 16.3 Maintenance of Area Line(km) - 2018 & 2019**

| Discription of Lines | Jaffna | | Kilinochchi | | Mannar | | Mullaitivu | | Vavuniya | |
|---|---|---|---|---|---|---|---|---|---|---|
| | 2018 | 2019 | 2018 | 2019 | 2018 | 2019 | 2018 | 2019 | 2018 | 2019 |
| 33kv - OH | 644.918 | 2767.77 | 612.61 | 1589.05 | 128.06 | 1,181.67 | 241.29 | 903.98 | 665.4 | 1191.95 |
| 11kv - OH | 152.541 | | | | 115.35 | | | | | |
| 3 Phase | 2617.849 | 717.65 | 1,802.03 | 50.40 | 877.79 | 16.91 | 776.27 | 26.89 | 1,788.5 | 6.77 |
| 2 Phase | 21.787 | | | | 35.59 | | | | 13.8 | |
| 1 Phase | 1223.257 | | 12.03 | | | | | | 186.7 | |

*Source :- Ceylon Electricity Board*

## Table 16.4 Retails sales by Ceylon Petroleum Cooperation, NP - 2019

| District | Lanka Petrol 92 (Lit.) | Lanka Petrol 95 (Lit.) | Lanka Auto Diesel (Lit.) | Lanka Super Diesel (Lit.) | Lanka Kerosene (Lit.) |
|---|---|---|---|---|---|
| Jaffna | 36,738,900 | 785,400 | 38,276,700 | 706,200 | 18,961,800 |
| Kilinochchi | 8,467,800 | 184,800 | 13,160,400 | 257,400 | 5,379,000 |
| Mannar | 6,860,700 | 151,800 | 11,078,100 | 264,000 | 8,454,600 |
| Mullaitivu | 7,890,300 | 13,200 | 11,592,900 | 39,600 | 7,194,000 |
| Vavuniya | 12,771,000 | 198,000 | 26,990,700 | 554,400 | 4,527,600 |
| **Total** | **72,728,700** | **1,333,200** | **101,098,800** | **1,821,600** | **44,517,000** |

*Source:- Ceylon Petroleum Corporation, Regional office, Jaffna*

## Table 16.5 Consumer sales by Ceylon Petroleum Coperation, NP - 2019

| District | Lanka Petrol 92 (Lit.) | Lanka Petrol 95 (Lit.) | Lanka Auto Diesel (Lit) | Lanka Super Diesel (Lit.) | Lanka Kerosene (Lit.) |
|---|---|---|---|---|---|
| Jaffna | 165,000 | 112,200 | 11,915,911 | - | 39,600 |
| Kilinochchi | 26,400 | 118,800 | 3,253,800 | - | 105,600 |
| Mannar | 108,900 | - | 2,135,100 | - | - |
| Mullaitivu | 9,900 | 66,000 | 1,023,000 | - | 29,700 |
| Vavuniya | 39,600 | 125,400 | 3,336,300 | - | 36,300 |
| **Total** | **349,800** | **422,400** | **21,664,111** | **-** | **211,200** |

*Source:- Ceylon Petroleum Corporation*

**Table 16.6 Post Offices & Sub Post Offices, NP - 2018**

| # | District | Post Office | | Sub Post Office | | | |
|---|---|---|---|---|---|---|---|
| | | Function | Not function | Function | Not function | Name of not functioning SPO | No of Agency post offices |
| 1 | Jaffna | 31 | - | 140 | 2 | 1. Myliddy (Kankesanturai)<br>2. Urany Coast (Kankesanturai) | 3 |
| 2 | Kilinochchi | 4 | - | 36 | 1 | 1. Muhamalai (Pallai) | - |
| 3 | Mannar | 8 | - | 34 | 2 | 1. Pandaraveli (Murunkan)<br>2. Mullikulam (Murunkan) | - |
| 4 | Mullaitivu | 5 | - | 17 | - | - | - |
| 5 | Vavuniya | 4 | - | 34 | - | - | 1 |
| | **Total** | **52** | **-** | **261** | **5** | **-** | **4** |

*Source: Deputy Post Master General, Northern Province*

**Table 16.7 Details of Post offices, Jaffna District - 2018**

| S.No | Name of Post Office | S.No | Sub Post Office |
|---|---|---|---|
| 1 | Alaveddi | 1 | Alaveddi North |
| | | 2 | Ganeswaram |
| | | 3 | Sandilipay |
| 2 | Atchuvely | 1 | Atchuvely Industrial Estate |
| | | 2 | Avarangal |
| | | 3 | Idaikadu |
| | | 4 | Puttur |
| | | 5 | Valalai |
| | | 6 | Vatharawaththai |
| 3 | Chavakachcheri | 1 | Madduvil South |
| | | 2 | Meesalai |
| | | 3 | Sangathanai |
| | | 4 | Sarasalai |
| | | 5 | Thanankilappu |
| 4 | Chulipuram | 1 | Chulipuram East |
| | | 2 | Moolai |
| | | 3 | Pannagam |
| | | 4 | Rathalady |
| | | 5 | Tholpuram |
| 5 | Chunnakam | 1 | Erlalai |
| | | 2 | Erlalai South |
| | | 3 | Inuvil |
| | | 4 | Kandarodai |
| | | 5 | Kupilan |
| | | 6 | Mallakam |
| | | 7 | Punnalaikadduvan |
| | | 8 | Punnalaikadduvan North |
| | | 9 | Uduvil |
| | | 10 | Urelu |
| 6 | Delft | 1 | Delft East |
| | | 2 | Delft West |
| 7 | Jaffna | 1 | Allaipiddy |
| | | 2 | Anaipanthy |
| | | 3 | Ariyalai |
| | | 4 | Athiyadi |
| | | 5 | Columbuturai |
| | | 6 | Eachchamoddai |
| | | 7 | Gurunagar |
| | | 8 | Hospital Road |
| | | 9 | Jaffna Bazaar |
| | | 10 | Jaffna University |
| | | 11 | Mandaitivu |
| | | 12 | Moor Street |
| | | 13 | Nachchimarkovilady |
| | | 14 | Nallur |
| | | 15 | Nallur Temple |
| | | 16 | Navanthurai |
| | | 17 | Neeraviady |
| | | 18 | Passaiyoor |
| | | 19 | Pidarikovilady |
| | | 20 | ThirunelvelyJunction |
| | | 21 | Thirunelvely |
| | | 22 | Jaffna Courts |
| 8 | Kaithady | 1 | Kaithady North |
| | | 2 | Thachchanthoppu |
| | Kankesanthurai | 1 | Keerimalai |
| | | 2 | Myliddy |
| | | 3 | Thaiyiddy |
| | | 4 | Urany Coast |
| 10 | Karainagar | 1 | Kalapoomi |
| | | 2 | Karainagar Jetty |
| | | 3 | Kovalam |
| | | 4 | Valanthalai |
| | | 5 | Viyavil |
| 11 | Karaveddy | 1 | Kapputhu |
| | | 2 | Karanavai |
| | | 3 | Karanavai South |
| | | 4 | Karaveddi East |
| | | 5 | Mandan |
| | | 6 | Navindil |
| | | 7 | Thunnalai |
| | | 8 | Vathiry |
| 12 | Kayts | 1 | Eluvaitivu |
| | | 2 | Karampan East |
| | | 3 | Karampan South |
| | | 4 | Naranthanai |
| | | 5 | Naranthanai South |
| | | 6 | Puliyankoodal |
| | | 7 | Suruvil |
| 13 | Kodikamam | 1 | Kachchai |
| | | 2 | Manthuvil |
| | | 3 | Mirusuvil |
| | | 4 | Varany |
| | | 5 | Vidatalpallai |
| 14 | Kokuvil | 1 | Kokuvil West |
| | | 2 | Kondavil |
| | | 3 | Kondavil West |
| | | 4 | Thavady |
| 15 | Kopay | 1 | Achchelu |
| | | 2 | Kopay North |
| | | 3 | Neervely |
| | | 4 | Siruppiddy |
| 16 | Manipay | 1 | Kaddudai |
| | | 2 | Navaly |
| | | 3 | Puthumadam |
| | | 4 | Sanguveli |
| | | 5 | Suthumalai |
| | | 6 | Anaicoddai |
| 17 | Pandateruppu | 1 | Ilavalai |
| | | 2 | Mareesankoodal |
| | | 3 | Mathagal |
| | | 4 | Mathagal West |
| | | 5 | Panippulam |
| | | 6 | Sillalai |
| | | 7 | Vilan |
| | | 8 | Piranpattu |

*Source: Deputy Post Master General, Northern Province*

## Cont… Table 16.7 Details of Post offices, Jaffna District - 2018

| S.No | Name of Post Office | | Sub Post Office |
|---|---|---|---|
| 18 | Point Pedro | 1 | Alvai |
| | | 2 | Kudatanai |
| | | 3 | Maruthady |
| | | 4 | Nagarkovil |
| | | 5 | Nellandai |
| | | 6 | Puloly |
| | | 7 | Salambai |
| | | 8 | Thambasiddy |
| | | 9 | Thickam |
| | | 10 | Vallipurakurichchi |
| | | 11 | Viyaparimoolai |
| 19 | Pungudutivu | 1 | Iruppiddy |
| | | 2 | Kurikadduvan |
| | | 3 | Thattayanpulam |
| | | 4 | Urativu |
| | | 5 | Vallan |
| 20 | Tellipallai | 1 | Kadduvan |
| | | 2 | Tellippallai West |
| | | 3 | Kurumbasiddy |
| | | 4 | Maviddapuram |
| 21 | Vaddukoddai | 1 | Araly |
| | | 2 | Nagendramadam |
| | | 3 | Sangarathai |
| | | 4 | Sithankerny |
| | | 5 | Sivankovilady |
| 22 | Valvettithurai | 1 | Polikandy |
| | | 2 | Samarabahu |
| | | 3 | Thondamanaru |
| | | 4 | Udupiddy |
| | | 5 | Valvetty |
| 23 | Velanai | 1 | Cholawattai |
| | | 2 | Mankumban |
| | | 3 | Saravanai |
| | | 4 | Velanai South |
| | | 5 | Velanaithurai |
| | | 6 | Velanai West |

| S.No | Name of Post Office | Sub Post Office |
|---|---|---|
| 24 | Chundikuli | - |
| 25 | Vannarponnai | |
| 26 | Analaitivu | |
| 27 | Chankanai | |
| 28 | Nainativu | |
| 29 | Urumpirai | |
| 30 | Vayavilan | |
| 31 | Palaly Camp P.O | |

*Source: Deputy Post Master General, Northern Province*

**Table 16.8 Details of Post Offices, Kilinochchi District - 2018**

| # | Name of Post Office | | Sub Post Office |
|---|---|---|---|
| 1 | Kilinochchi | 1 | Ambalnagar |
| | | 2 | Akkarayankulam |
| | | 3 | Kalmadunagar |
| | | 4 | Karadippokku |
| | | 5 | Konavil |
| | | 6 | Ramanathapuram |
| | | 7 | Skanthapuram |
| | | 8 | Thirunagar |
| | | 9 | Thiruvaiaru |
| | | 10 | Vaddakachchi |
| | | 11 | Vannerikkulam |
| 2 | Pallai | 1 | Aliyawalai |
| | | 2 | Chempiyanpattu |
| | | 3 | Chundikulam |
| | | 4 | Eluthumadduval |
| | | 5 | Iyakachchi |
| | | 6 | Muhamalai |
| | | 7 | Mulliyan |
| | | 8 | Soranpattu |
| | | 9 | Thalaiyadi |
| | | 10 | Thadduvankoddi |
| | | 11 | Kilaly |
| 3 | Paranthan | 1 | Kandavalai |
| | | 2 | Kunchuparanthan |
| | | 3 | Murasumoddai |
| | | 4 | Puliyampokkanai |
| | | 5 | Sivanagar |
| | | 6 | Tharumapuram |
| | | 7 | Uruthirapuram |
| 4 | Poonakary | 1 | Cheddiyakurichchi |
| | | 2 | Iranaitiv |
| | | 3 | Kavutharimunai |
| | | 4 | Pallavarayankaddu |
| | | 5 | Punakari-Nallur |
| | | 6 | Sivapuram |
| | | 7 | Veravil |
| | | 8 | Vinayagapuram |

*Source: Deputy Post Master General, Northern Province*

**Table 16.9 Details of Post Offices, Mannar District**

| | Name of Post Office | | Sub Post Office |
|---|---|---|---|
| 1 | Erukkalampiddy | | Puthukudiyiruppu |
| 2 | Madhu Church | 1 | Madhu Road |
| | | 2 | Palampiddy |
| | | 3 | Periyakunchukulam |
| | | 4 | Periyapandivirichchan |
| 3 | Mannar | 1 | Adampan |
| | | 2 | Andankulam |
| | | 3 | Athimottai |
| | | 4 | Illuppaikadavai |
| | | 5 | Kovilkulam |
| | | 6 | Pallimunai |
| | | 7 | Pappamottai |
| | | 8 | Parappankandal |
| | | 9 | Parappukkadanthan |
| | | 10 | Periyamadhu |
| | | 11 | Thalvupadu |
| | | 12 | Tharapuram |
| | | 13 | Thiruketheeswaram Temple |
| | | 14 | Uyilankulam |
| | | 15 | Vaddakandal |
| | | 16 | Vellankulam |
| | | 17 | Vidataltivu |
| 4 | Murunkan | 1 | Nanattan |
| | | 2 | Puthuvely |
| | | 3 | Sooriyakaddaikadu |
| | | 4 | Uyirtharasankulam |
| | | 5 | Kokkupadayan |
| | | 6 | Marichchukaddi |
| | | 7 | Mullikkulam |
| | | 8 | Pandaravely |
| | | 9 | P.P.Potkerny |
| | | 10 | Veppankulam |
| 5 | Pesalai | 1 | Karisal |
| 6 | Thalaimannar | 1 | Talaimannar Pier |
| | | 2 | Talaimannar West |
| 7 | Chilawathurai | 1 | Arippu |
| 8 | Vankalai | | |

**Table 16.10 Details of Post offices, Mullaitivu District- 2018**

| # | Name of Post Office | | Sub Post Office |
|---|---|---|---|
| 1 | Mankulam | 1 | Karipaddamurippu |
| | | 2 | Murukandy |
| | | 3 | Naddankandal |
| | | 4 | Puthuvedduvan |
| | | 5 | Thunukkai |
| | | 6 | Vavunikulam |
| | | 7 | Yogapuram |
| 2 | Mullaitivu | 1 | Alampil |
| | | 2 | Ambalavanpokkanai |
| | | 3 | Kokkilai |
| | | 4 | Kumulamunai |
| | | 5 | Mulliwaikkal |
| | | 6 | Kokkuthoduvai |
| 3 | Mulliyawalai | | |
| 4 | Oddusuddan | 1 | Muththaiyankaddukulam |
| 5 | Puthukkudiyiruppu | 1 | Anandapuram |
| | | 2 | Udayarkaddu |
| | | 3 | Visvamadhukulam |

*Source: Deputy Post Master General, Northern Province*

**Table 16.11 Details of Post offices, Vavuniya District - 2018**

| # | Name of Post Office | | Sub Post Office |
|---|---|---|---|
| 1 | Cheddikulam | 1 | Andiyapuliyakulam |
| 2 | Nedunkerny | 1 | Nainamadhu |
| | | 2 | Maruthodai |
| 3 | Vavuniya | 1 | Chemamadukulam |
| | | 2 | Iranai Illuppaikulam |
| | | 3 | Iratperiyakulam |
| | | 4 | Kalmadu |
| | | 5 | Kanagarayankulam |
| | | 6 | Kannaddy |
| | | 7 | Kovilkulam |
| | | 8 | Mahakachchakodia |
| | | 9 | Mamaduwa |
| | | 10 | Maraiyadithakulam |
| | | 11 | Nelukkulam |
| | | 12 | Nochchimoddai |
| | | 13 | Omanthai |
| | | 14 | Palamoddai |
| | | 15 | Pampaimadu |
| | | 16 | Pavatkulam Unit 1 |
| | | 17 | Periyathampanai |
| | | 18 | Periyaulukkulam |
| | | 19 | Poovarasankulam |
| | | 20 | Puliyankulam |
| | | 21 | Sasthirikulankulam |
| | | 22 | Varikkuddiyoor |
| | | 23 | Madukanda |
| | | 24 | Pavatkulam Unit 2 |
| | | 25 | Thandikulam |
| | | 26 | Wanni Alagalla |
| | | 27 | Asikulam |
| | | 28 | Bogaswewa (01/06/16) |
| 4 | Neriyakulam | 1 | Mathavuvaithakulam |
| | | 2 | Sinnachippikulam |
| | | 3 | Maradamaduwa |

## Table 16.12 Details of Fleet Insurance issued to state vehicles, NP - 2018 /2019

| S.No | Institution | Issued Details | | Total |
|---|---|---|---|---|
| | | 3rd Party | Full | |
| 1 | Governor's Secretary's Secretariat | 15 | 14 | 29 |
| 2 | Provincial Public Service Commission | 4 | - | 4 |
| 3 | Council Secretariat | 3 | 3 | 6 |
| 4 | **Ministry of Local Government** | 8 | 2 | 10 |
| 5 | Dept. of Lo.Government | 15 | 1 | 16 |
| 6 | Dept. of Land Administration | 44 | 1 | 45 |
| 7 | Dept. of Motor Traffic | 3 | - | 3 |
| 8 | Dept. of Road Development | 78 | 1 | 79 |
| 9 | Dept. of Rural Development | 12 | - | 12 |
| 10 | **Ministry of Woman Affairs** | 6 | 1 | 7 |
| 11 | Dept. of Industries | 13 | 1 | 14 |
| 12 | Dept. of Cooperetive Development | 15 | 1 | 16 |
| 13 | Cooperative Employee Commission | 2 | - | 2 |
| 14 | Dept. of Social Services | 20 | - | 20 |
| 15 | **Chief Secretary's Secretariat** | 2 | 1 | 3 |
| 16 | Office of the DCS - Admin | 4 | 1 | 5 |
| 17 | Office of the DCS- Planning | 3 | 1 | 4 |
| 18 | Office of the DCS- Finance | 2 | 1 | 3 |
| 19 | Office of the DCS - Engineering | 3 | 1 | 4 |
| 20 | Dept. of Building | 45 | 1 | 46 |
| 21 | Office of the DCS - Personal Training | 4 | - | 4 |
| | MDTU | 6 | - | 6 |
| 22 | Dept. of Provincial Revenue | 2 | - | 2 |
| 23 | Dept. of Aduit | 6 | 1 | 7 |
| 24 | **Ministry of Agriculture** | 4 | 1 | 5 |

| S.No | Institution | Issued Details | | Total |
|---|---|---|---|---|
| | | 3rd Party | Full | |
| 25 | Dept. of Agriculture | 140 | 1 | 141 |
| 26 | Dept. of Irrigation | 92 | 1 | 93 |
| 27 | Dept. of AP&H | 105 | 1 | 106 |
| 28 | **Ministry of Education** | 8 | 5 | 13 |
| 29 | Dept. of Education | 26 | 4 | 30 |
| 30 | Zonal Offices | 156 | - | 156 |
| 31 | Dept. of Cultural | 2 | - | 2 |
| 32 | Dept. of Sports | 4 | - | 4 |
| 33 | **Ministry of Health** | 5 | 2 | 7 |
| 34 | General Hospital, Vavuniya | 9 | 8 | 17 |
| 35 | General Hospital, Mannar | 1 | 5 | 6 |
| 36 | General Hospital, Mullaitivu | 3 | 3 | 6 |
| 37 | General Hospital Kilinochchi | 2 | 5 | 7 |
| 38 | RDHS Office, Jaffna | 41 | 57 | 98 |
| 39 | RDHS Office, Mullaitivu | 29 | 17 | 46 |
| 40 | RDHS Office, Vavuniya | 46 | 17 | 63 |
| 41 | RDHS Office, Mannar | 22 | 24 | 46 |
| 42 | RDHS Office, Kilinochchi | 25 | 13 | 38 |
| 43 | Dept. of Health | 5 | 2 | 7 |
| 44 | Dept. of Indigenous Medicine | 20 | - | 20 |
| 45 | Dept. of Probation & Childcare | 25 | 2 | 27 |
| | **Total** | **1,085** | **200** | **1,285** |

*Source:- Department of Motor Traffic, NP*

## Table 16.13 Approved garages for Issue of fitness by Dept. of Motor Traffic - 2019

| No | Name of Garage | Address | Division | District | Contact No |
|---|---|---|---|---|---|
| **Jaffna District** | | | | | |
| 1 | Patrician Institutes | No.61,St.Patricks Road | Jaffna | Jaffna | 021-222 6148 |
| 2 | Sri Lanka Transport Board | Kondavil | Nallur | Jaffna | 021-222 2877 |
| 3 | Lanka Ashok Layland PLC | A9, Road, Kaithady | Chavakachcheri | Jaffna | 077 8089676 |
| 4 | Central Service Station | Point Pedro Road, Nelliyadi | Karaveddy | Jaffna | 077 0730869 |
| 5 | Sri Lanka Transport Board | Kalapoomi, Karainagar | Karainagar | Jaffna | 077 1058122 |
| 6 | Sri Lanka Transport Board | Point Pedro. | Point Pedro | Jaffna | 077 1058132 |
| | | | | | |
| **Kilinochchi District** | | | | | |
| 7 | Sri Lanka Transport Board | Kilinochchi | Karachchi | Kilinochchi | 077 1058172 |
| 8 | A to Z Enterprises (Pvt) Ltd | 41,Kanakaratnam Road | Karachchi | Kilinochchi | 077 3202080 |
| **Mullaitivu District** | | | | | |
| 9 | Sri Lanka Transport Board | Mullaitivu | Maritimepattu | Mullaitivu | 077 1058192 |
| **Vavuniya District** | | | | | |
| 10 | Sri Lanka Transport Board | Vavuniya | Vavuniya Town | Vavuniya | 024-222 3449 |
| 11 | Sampath Motors Vavuniya (Pvt) Ltd | No-214/9, Mundrumurippu | Vavuniya Town | Vavuniya | 077 7123450 |
| 12 | P.S.Piyatilake & Sons (pvt)Ltd | Kandy road, Vavuniya | Vavuniya Town | Vavuniya | 071 9920719 |
| 13 | Rathna Transport Service | 60/8, 1st cross Street, Pandarikulam | Vavuniya Town | Vavuniya | 077 6728494 |
| **Mannar District** | | | | | |
| 14 | Sri Lanka Transport Board | Thalvupadu road | Mannar Town | Mannar | 077 1058142 |
| 15 | Losington Service Place | Thalvupadu road, Eluththur | Mannar Town | Mannar | 077 7663038 |

*Source :- Department of Motor Traffic, NP*

## Table 16.14 Collections of vehicle transfer fee and PSV book Fee - 2019

**Province Summery**

| S.No | District | Amount |
|---|---|---|
| 1 | Jaffna | 2,268,045.00 |
| 2 | Vavuniya | 230,175.00 |
| 3 | Mannar | 198,265.00 |
| 4 | Kilinochchi | 282,870.00 |
| 5 | Mullaitivu | 160,255.00 |
| | **Total** | **3,139,610.00** |

**District: Jaffna**

| S.No | Divisonal Secretariats | Amount |
|---|---|---|
| 1 | Chankanai | 157,450.00 |
| 2 | Chavakachcheri | 315,210.00 |
| 3 | Delft | 5,290.00 |
| 4 | Jaffna | 160,270.00 |
| 5 | Karaveddy | 122,400.00 |
| 6 | Karainagar | 14,310.00 |
| 7 | Kayts | 15,365.00 |
| 8 | Kopay | 244,440.00 |
| 9 | Maruthankerny | 35,070.00 |
| 10 | Nallur | 264,260.00 |
| 11 | Pointpedro | 114,790.00 |
| 12 | Sandilipay | 172,760.00 |
| 13 | Tellippalai | 104,370.00 |
| 14 | Uduvil | 142,590.00 |
| 15 | Velanai | 11,970.00 |
| 16 | DMT | 387,500.00 |
| **Sub Total** | | **2,268,045.00** |

**District: Kilinochchi**

| S.No | Divisonal Secretariats | Amount |
|---|---|---|
| 1 | Kandawalai | 53,410.00 |
| 2 | Karachchi | 131,110.00 |
| 3 | Palai | 36,750.00 |
| 4 | Poonakary | 61,600.00 |
| | **Sub Total** | **282,870.00** |

**District: Mullaitivu**

| S.No | Divisonal Secretariats | Amount |
|---|---|---|
| 1 | Manthai East | 15,330.00 |
| 2 | Thunukkai | 14,140.00 |
| 3 | Maritampattu | 33,110.00 |
| 4 | Oddisuddan | 49,735.00 |
| 5 | Puthukudiyiruppu | 45,840.00 |
| 6 | Welioya | 2,100.00 |
| **Sub Total** | | **160,255.00** |

**District: Mannar**

| S.No | Divisonal Secretariats | Amount |
|---|---|---|
| 1 | Madhu | 14,910.00 |
| 2 | Mannar Town | 86,510.00 |
| 3 | Manthai West | 23,870.00 |
| 4 | Musali | 45,285.00 |
| | Nanattan | 27,690.00 |
| **Sub Total** | | **198,265.00** |

**District: Vavuniya**

| S.No | Divisonal Secretariats | Amount |
|---|---|---|
| 1 | Cheddikkulam | 49,875.00 |
| 2 | Vavuniya North | 29,780.00 |
| 3 | Vavuniya South | 26,740.00 |
| 4 | Vavuniya Town | 123,780.00 |
| **Sub Total** | | **230,175.00** |

*Source :- Department of Motor Traffic, NP*

**Table 16.15 Details Revenue Collection, NP - 2019**

| Districts | Motor Cycle | | Motor Car | | Three Wheeler | | Motor Tricycle Van | | Quadricycle | | Land Vehicle | | Motor Coach | |
|---|---|---|---|---|---|---|---|---|---|---|---|---|---|---|
| | Nos | Amount | Nos | Amount | Nos | Amount | Nos | Amount | Nos | Amount | Nos | Amount | Nos | Amount |
| Jaffna | 135,315 | 106,117,020.85 | 5,482 | 16,505,521.40 | 12,710 | 10,448,466.50 | 125 | 119,716.00 | 44 | 45,600.00 | 6,139 | 3,944,695.14 | 559 | 7,081,646.00 |
| Vavuniya | 34,229 | 27,035,604.00 | 1,387 | 4,454,227.00 | 4,997 | 4,205,376.00 | 40 | 48,075.00 | 15 | 15,000.00 | 2,879 | 2,239,522.00 | 171 | 3,209,059.00 |
| Mannar | 16,214 | 12,882,007.00 | 327 | 1,007,856.00 | 1,822 | 1,465,886.00 | 13 | 10,275.00 | 8 | 8,100.00 | 1,836 | 1,290,113.00 | 72 | 1,026,138.00 |
| Kilinochchi | 24,060 | 19,289,322.00 | 365 | 1,111,083.00 | 1,607 | 1,378,368.00 | 14 | 12,638.00 | 4 | 4,300.00 | 3,349 | 2,189,906.00 | 120 | 2,308,650.00 |
| Mullaitivu | 19,450 | 15,468,797.00 | 230 | 673,810.00 | 1,077 | 901,731.00 | 126 | 111,825.00 | 10 | 10,300.00 | 2,591 | 1,690,140.00 | 56 | 826,600.00 |
| **Total** | **229,268** | **180,792,750.85** | **7,791** | **23,752,497.40** | **22,213** | **18,399,827.50** | **318** | **302,529.00** | **81** | **83,300.00** | **16,794** | **11,354,376.14** | **978** | **14,452,093.00** |

**Details Revenue Collection, NP - 2019 Cont ……**

| Districts | Omni Bus | | SLTB | | Lorry | | Lorry Trailar | | DPV | | Ambulance | | Total | |
|---|---|---|---|---|---|---|---|---|---|---|---|---|---|---|
| | Nos | Amount | Nos | Amount | Nos | Amount | Nos | Amount | Nos | Amount | Nos | Amount | Nos | Amount |
| Jaffna | 543 | 2,669,270.00 | - | - | 2,444 | 18,894,505.00 | 9 | 100,900.00 | 5,734 | 42,051,337.70 | 31 | 91,200.00 | 169,135 | 208,069,878.59 |
| Vavuniya | 198 | 1,549,328.00 | - | - | 1,185 | 10,050,917.00 | 5 | 50,975.00 | 2,388 | 18,210,116.00 | 12 | 8,000.00 | 47,506 | 71,076,199.00 |
| Mannar | 82 | 607,831.00 | - | - | 387 | 2,900,134.00 | - | - | 903 | 6,873,711.00 | 15 | 8,000.00 | 21,679 | 28,080,001.00 |
| Kilinochchi | 106 | 657,750.00 | - | - | 621 | 5,266,485.00 | - | - | 1,163 | 8,870,266.00 | 4 | - | 31,413 | 41,088,768.00 |
| Mullaitivu | 84 | 619,276.00 | - | - | 278 | 2,167,784.00 | - | - | 724 | 5,501,746.00 | 8 | - | 24,634 | 27,972,009.00 |
| **Total** | **1,013** | **6,103,455.00** | **-** | **-** | **4,915** | **39,279,825.00** | **14** | **151,875.00** | **#####** | **81,507,176.70** | **70** | **107,200.00** | **294,367** | **376,286,855.59** |

*Source:- Department of Motor Traffic, NP*

**Table 16.15.1 Details of Revenue Collection, Jaffna District - 2019**

| Divisonal Secretariats | 01. Motor Cycle | | 02. Motor Car | | 03. Three Wheeler | | 04. Motor Tricycle Van | | 05. Quadricycle | | 06. Land Vehicle | | 07. Private Coaches | Amount |
|---|---|---|---|---|---|---|---|---|---|---|---|---|---|---|
| | Nos | Amount | Nos | Amount | Nos | Amount | Nos | Amount | Nos | Amount | Nos | Amount | Nos | |
| Chankanai | 9,221 | 7,064,682 | 236 | 671,037 | 787 | 638,013 | 6 | 4,875 | 2 | 2,000 | 357 | 233,411 | 34 | 463,518 |
| Chavakachcheri | 14,841 | 11,405,869 | 403 | 1,222,904 | 1,247 | 1,006,033 | 16 | 12,825 | 2 | 2,000 | 426 | 792,606 | 35 | 500,750 |
| Delft | 254 | 214,480 | 1 | 8,800 | 12 | 10,088 | - | - | - | - | 22 | 12,825 | - | - |
| Jaffna | 17,025 | 13,388,350 | 979 | 2,843,516 | 2,088 | 1,745,792 | 8 | 6,375 | 7 | 7,400 | 211 | 155,158 | 72 | 945,100 |
| Karaveddy | 13,076 | 10,326,181 | 342 | 962,714 | 1,287 | 1,052,553 | 5 | 4,950 | 3 | 3,200 | 551 | 355,117 | 47 | 608,351 |
| Karainagar | 1,233 | 965,786 | 24 | 72,750 | 124 | 94,613 | - | - | - | - | 92 | 51,295 | 6 | 84,250 |
| Kayts | 927 | 736,052 | 15 | 45,100 | 110 | 88,670 | 1 | 750 | - | - | 95 | 59,585 | - | - |
| Kopay | 11,835 | 9,333,280 | 384 | 1,210,817 | 1,118 | 921,261 | 11 | 8,700 | 4 | 4,000 | 603 | 406,399 | 60 | 725,334 |
| Maruthankerny | 1,234 | 989,932 | 10 | 24,220 | 53 | 40,950 | 1 | 750 | - | - | 143 | 92,283 | 3 | 73,250 |
| Nallur | 19,094 | 14,942,738 | 1,266 | 3,647,678 | 1,778 | 1,431,648 | 9 | 8,025 | 6 | 6,200 | 487 | 321,920 | 71 | 761,084 |
| Pointpedro | 8,360 | 6,480,886 | 210 | 584,060 | 648 | 523,540 | 6 | 4,800 | 8 | 8,400 | 316 | 189,881 | 30 | 424,550 |
| Sandilipay | 11,525 | 9,384,141 | 434 | 1,616,768 | 1,039 | 902,954 | 17 | 22,591 | 4 | 4,000 | 606 | 488,021 | 63 | 955,950 |
| Tellippalai | 8,143 | 6,398,619 | 211 | 726,272 | 671 | 555,140 | 9 | 7,425 | 4 | 4,300 | 390 | 242,747 | 17 | 257,600 |
| Uduvil | 13,866 | 10,807,222 | 490 | 1,419,278 | 1,214 | 986,031 | 32 | 32,400 | 4 | 4,100 | 443 | 292,859 | 43 | 587,800 |
| Velanai | 1,463 | 1,165,415 | 31 | 95,420 | 186 | 148,551 | 2 | 1,575 | - | - | 130 | 91,387 | 2 | 31,150 |
| DMT | 2,800 | 2,172,768 | 280 | 828,539 | 273 | 242,526 | 2 | 3,675 | - | - | 212 | 127,066 | 74 | 640,459 |
| Web | 418 | 341,390 | 140 | 455,628 | 6 | 5,279 | - | - | - | - | 18 | 10,445 | - | - |
| **Total** | **135,315** | **106,117,791** | **5,456** | **16,435,501** | **12,641** | **10,393,642** | **125** | **119,716** | **44** | **45,600** | **6,102** | **3,923,005** | **557** | **7,059,146** |

**Detail of Revenue Collection, Jaffna District - 2019 Cont ….**

| Divisonal Secretariats | 08. Omni Bus | | 09. SLTB | | 10. Lorry | | 11. Lorry Trailar | | 12. DPV | | 13. Ambulance | | Total | |
|---|---|---|---|---|---|---|---|---|---|---|---|---|---|---|
| | Nos | Amount | Nos | Amount | Nos | Amount | Nos | Amount | Nos | Amount | Nos | Amount | Nos | Amount |
| Chankanai | 44 | 218,428 | - | - | 102 | 776,000 | - | - | 304 | 2,295,127 | 1 | - | 11,094 | 12,367,091 |
| Chavakachcheri | 67 | 310,710 | - | - | 268 | 2,176,151 | 3 | 31,650 | 593 | 4,761,474 | 4 | 12,800.00 | 18,905 | 22,235,772 |
| Delft | - | - | - | - | 1 | 12,000 | - | - | 9 | 65,320 | - | - | 299 | 323,513 |
| Jaffna | 45 | 253,393 | - | - | 343 | 2,492,885 | 1 | 15,000 | 987 | 7,056,187 | 6 | 33,000.00 | 21,772 | 28,942,156 |
| Karaveddy | 45 | 206,700 | - | - | 207 | 1,649,550 | 2 | 20,500 | 483 | 3,840,124 | - | - | 16,048 | 19,029,940 |
| Karainagar | 4 | 20,685 | - | - | 28 | 211,600 | - | - | 32 | 220,920 | - | - | 1,543 | 1,721,899 |
| Kayts | 8 | 60,526 | - | - | 7 | 48,434 | - | - | 23 | 149,780 | 1 | - | 1,187 | 1,188,897 |
| Kopay | 79 | 356,580 | - | - | 235 | 2,020,418 | - | - | 491 | 3,759,891 | - | - | 14,820 | 18,746,680 |
| Maruthankerny | 5 | 36,885 | - | - | 15 | 150,200 | - | - | 44 | 337,960 | - | - | 1,508 | 1,746,430 |
| Nallur | 38 | 188,610 | - | - | 379 | 2,789,443 | 1 | 15,000 | 817 | 5,857,740 | 3 | 16,800.00 | 23,949 | 29,986,886 |
| Pointpedro | 52 | 239,475 | - | - | 131 | 973,600 | - | - | 284 | 2,137,025 | - | - | 10,045 | 11,566,217 |
| Sandilipay | 50 | 238,898 | - | - | 183 | 1,411,340 | - | - | 484 | 3,696,730 | - | - | 14,405 | 18,721,393 |
| Tellippalai | 28 | 126,015 | - | - | 118 | 910,217 | 1 | 3,750 | 202 | 1,436,960 | 2 | 3,000.00 | 9,796 | 10,672,045 |
| Uduvil | 39 | 177,495 | - | - | 249 | 2,030,066 | 1 | 15,000 | 552 | 3,999,650 | - | - | 16,933 | 20,351,901 |
| Velanai | 22 | 140,460 | - | - | 33 | 231,367 | - | - | 58 | 442,354 | - | - | 1,927 | 2,347,679 |
| DMT | 15 | 86,310 | - | - | 131 | 920,034 | - | - | 297 | 1,411,896 | 14 | 25,600.00 | 4,098 | 6,458,873 |
| Web | - | - | - | - | - | - | - | - | 39 | 324,130 | - | - | 621 | 1,136,872 |
| **Total** | **541** | **2,661,170** | **-** | **-** | **2,430** | **18,803,305** | **9** | **100,900** | **5,699** | **41,793,268** | **31** | **91,200.00** | **168,950** | **207,544,244** |

*Source :- Department of Motor Traffic, NP*

**Table 16.15.2 Details of Revenue Collection, Kilinochchi District - 2019**

| Divisonal Secretariats | 01. Motor Cycle | | 02. Motor Car | | 03. Three Wheeler | | 04. Motor Tricycle Van | | 05. Quadricycle | | 06. Land Vehicle | | 07. Motor Coach | |
|---|---|---|---|---|---|---|---|---|---|---|---|---|---|---|
| | Nos | Amount | Nos | Amount | Nos | Amount | Nos | Amount | Nos | Amount | Nos | Amount | Nos | Amount |
| Kandawalai | 3,327 | 2,701,356 | 25 | 63,914 | 142 | 131,630 | - | - | - | - | 687 | 470,981 | 6 | 112,650 |
| Karachchi | 16,944 | 13,613,897 | 298 | 925,585 | 1,231 | 1,059,337 | 10 | 10,125 | 4 | 4,300 | 1,995 | 1,317,375 | 88 | 1,690,450 |
| Palai | 1,548 | 1,196,894 | 25 | 78,314 | 119 | 98,025 | 3 | 1,763 | - | - | 270 | 162,872 | 9 | 172,100 |
| Poonakary | 2,241 | 1,777,175 | 17 | 43,270 | 115 | 89,376 | 1 | 750 | - | - | 397 | 238,678 | 17 | 333,450 |
| **Total** | **24,060** | **19,289,322** | **365** | **1,111,083** | **1,607** | **1,378,368** | **14** | **12,638** | **4** | **4,300** | **3,349** | **2,189,906** | **120** | **2,308,650** |

**Details of Revenue Collection, Mkilinochchi District - 2019 Cont …..**

| Divisonal Secretariats | 08. Omni Bus | | 09. SLTB | | 10. Lorry | | 11. Lorry Trailar | | 12. DPV | | 13. Ambulance | | Total | |
|---|---|---|---|---|---|---|---|---|---|---|---|---|---|---|
| | Nos | Amount | Nos | Amount | Nos | Amount | Nos | Amount | Nos | Amount | Nos | Amount | Nos | Amount |
| Kandawalai | 4 | 25,380 | - | - | 78 | 668,250 | - | - | 109 | 828,790 | - | - | 4,378 | 5,002,951 |
| Karachchi | 89 | 547,455 | - | - | 467 | 3,924,635 | - | - | 877 | 6,696,556 | 4 | - | 22,007 | 29,789,715 |
| Palai | 8 | 50,865 | - | - | 42 | 383,000 | - | - | 88 | 681,720 | - | - | 2,112 | 2,825,553 |
| Poonakary | 5 | 34,050 | - | - | 34 | 290,600 | - | - | 89 | 663,200 | - | - | 2,916 | 3,470,549 |
| **Total** | **106** | **657,750** | **-** | **-** | **621** | **5,266,485** | **-** | **-** | **1,163** | **8,870,266** | **4** | **-** | **31,413** | **41,088,768** |

*Source:- Department of Motor Traffic, NP*

**Table 16.15.3 Details of Revenue Collection, Mullaitivu District - 2019**

| Divisonal Secretariats | 01. Motor Cycle | | 02. Motor Car | | 03. Three Wheeler | | 04. Motor Tricycle Van | | 05. Quadricycle | | 06. Land Vehicle | | 07. Motor Coach | |
|---|---|---|---|---|---|---|---|---|---|---|---|---|---|---|
| | Nos | Amount | Nos | Amount | Nos | Amount | Nos | Amount | Nos | Amount | Nos | Amount | Nos | Amount |
| Manthai East | 715 | 588,020 | 4 | 8,800 | 26 | 20,475 | - | - | 2 | 2,000 | 146 | 92,446 | 2 | 28,800 |
| Thunukkai | 2,448 | 1,927,060 | 13 | 39,760 | 112 | 94,501 | - | - | 2 | 2,000 | 530 | 350,204 | 3 | 84,150 |
| Maritampattu | 7,460 | 5,871,074 | 117 | 337,230 | 373 | 314,102 | 96 | 82,500 | 3 | 3,000 | 768 | 493,969 | 22 | 251,150 |
| Oddisuddan | 2,535 | 2,024,792 | 23 | 65,560 | 138 | 114,213 | 6 | 5,850 | - | - | 514 | 332,043 | 7 | 97,250 |
| Puthukudiyiruppu | 5,251 | 4,183,189 | 60 | 187,120 | 280 | 230,245 | 22 | 21,825 | 1 | 1,100 | 555 | 366,219 | 20 | 353,850 |
| Welioya | 1,041 | 874,662 | 13 | 35,340 | 148 | 128,195 | 2 | 1,650 | 2 | 2,200 | 78 | 55,259 | 2 | 11,400 |
| **Total** | **19,450** | **15,468,797** | **230** | **673,810** | **1,077** | **901,731** | **126** | **111,825** | **10** | **10,300** | **2,591** | **1,690,140** | **56** | **826,600** |

**Details of Revenue Collection, Mullaitivu District - 2019 Cont …..**

| Divisonal Secretariats | 08. Omni Bus | | 09. SLTB | | 10. Lorry | | 11. Lorry Trailar | | 12. DPV | | 13. Ambulance | | Total | |
|---|---|---|---|---|---|---|---|---|---|---|---|---|---|---|
| | Nos | Amount | Nos | Amount | Nos | Amount | Nos | Amount | Nos | Amount | Nos | Amount | Nos | Amount |
| Manthai East | 3 | 19,995 | - | - | 11 | 82,300 | - | - | 11 | 70,270 | 1 | - | 921 | 913,106 |
| Thunukkai | 12 | 88,440 | - | - | 26 | 282,817 | - | - | 88 | 661,450 | 2 | - | 3,236 | 3,530,382 |
| Maritampattu | 32 | 244,050 | - | - | 110 | 788,800 | - | - | 274 | 2,228,249 | 5 | - | 9,260 | 10,614,124 |
| Oddisuddan | 7 | 44,145 | - | - | 57 | 440,600 | - | - | 96 | 737,900 | - | - | 3,383 | 3,862,353 |
| Puthukudiyiruppu | 30 | 222,646 | - | - | 62 | 501,867 | - | - | 185 | 1,390,585 | - | - | 6,466 | 7,458,646 |
| Welioya | - | - | - | - | 12 | 71,400 | - | - | 70 | 413,292 | - | - | 1,368 | 1,593,398 |
| **Total** | **84** | **619,276** | | | **278** | **2,167,784** | | | **724** | **5,501,746** | **8** | | **24,634** | **27,972,009** |

*Source:- Department of Motor Traffic, NP*

**Table 16.15.4 Details of Revenue Collection, Mannar District - 2019**

| Divisonal Secretariat | 01. Motor Cycle | | 02. Motor Car | | 03. Three Wheeler | | 04. Motor Tricycle Van | | 05. Quadricycle | | 06. Land Vehicle | | 07. Motor Coach | |
|---|---|---|---|---|---|---|---|---|---|---|---|---|---|---|
| | Nos | Amount | Nos | Amount | Nos | Amount | Nos | Amount | Nos | Amount | Nos | Amount | Nos | Amount |
| Madhu | 541 | 421,375 | 4 | 16,820 | 58 | 52,125 | - | - | - | - | 113 | 99,015 | 2 | 42,900 |
| Mannar Town | 9,916 | 7,786,849 | 267 | 816,772 | 1,324 | 1,057,277 | 13 | 10,275 | 7 | 7,100 | 624 | 412,413 | 63 | 837,488 |
| Manthai West | 1,396 | 1,116,569 | 9 | 25,320 | 94 | 77,257 | - | - | 1 | 1,000 | 300 | 195,829 | 1 | - |
| Musali | 1,110 | 904,388 | 10 | 32,750 | 123 | 100,375 | - | - | - | - | 190 | 143,939 | 2 | 55,000 |
| Nanattan | 3,251 | 2,652,826 | 37 | 116,194 | 223 | 178,852 | - | - | - | - | 609 | 438,917 | 4 | 90,750 |
| **Total** | **16,214** | **12,882,007** | **327** | **1,007,856** | **1,822** | **1,465,886** | **13** | **10,275** | **8** | **8,100** | **1,836** | **1,290,113** | **72** | **1,026,138** |

**Details of Revenue Collection, Mannar District - 2019 Cont...**

| Divisonal Secretariat | 08. Omni Bus | | 09. SLTB | | 10. Lorry | | 11. Lorry Trailar | | 12. DPV | | 13. Ambulance | | Total | |
|---|---|---|---|---|---|---|---|---|---|---|---|---|---|---|
| | Nos | Amount | Nos | Amount | Nos | Amount | Nos | Amount | Nos | Amount | Nos | Amount | Nos | Amount |
| Madhu | 2 | 14,595 | - | - | 11 | 97,800 | - | - | 22 | 168,260 | - | - | 753 | 912,890 |
| Mannar Town | 70 | 525,991 | - | - | 259 | 1,817,617 | - | - | 642 | 4,958,944 | 15 | 8,000 | 13,200 | 18,238,726 |
| Manthai West | 3 | 20,475 | - | - | 22 | 192,600 | - | - | 45 | 292,660 | - | - | 1,871 | 1,921,710 |
| Musali | - | - | - | - | 18 | 122,900 | - | - | 77 | 568,517 | - | - | 1,530 | 1,927,869 |
| Nanattan | 7 | 46,770 | - | - | 77 | 669,217 | - | - | 117 | 885,330 | - | - | 4,325 | 5,078,856 |
| **Total** | **82** | **607,831** | **-** | **-** | **387** | **2,900,134** | **-** | **-** | **903** | **6,873,711** | **15** | **8,000** | **21,679** | **28,080,051** |

*Source:- Department of Motor Traffic, NP*

**Table 16.15.5 Details of Revenue Collection, Vavuniya District - 2019**

| Divisonal Secretariats | 01. Motor Cycle | | 02. Motor Car | | 03. Three Wheeler | | 04. Motor Tricycle Van | | 05. Quadricycle | | 06. Land Vehicle | | 07. Motor Coach | |
|---|---|---|---|---|---|---|---|---|---|---|---|---|---|---|
| | Nos | Amount | Nos | Amount | Nos | Amount | Nos | Amount | Nos | Amount | Nos | Amount | Nos | Amount |
| Cheddikkulam | 2,028 | 1,604,953 | 23 | 70,320 | 316 | 260,851 | 4 | 3,075 | - | - | 359 | 262,893 | 4 | 82,100 |
| Vavuniya North | 1,264 | 1,029,554 | 28 | 104,540 | 90 | 71,601 | 4 | 3,225 | 1 | 1,000 | 431 | 350,395 | 1 | 30,250 |
| Vavuniya South | 3,136 | 2,614,109 | 195 | 640,273 | 578 | 495,976 | - | - | - | - | 231 | 180,358 | 15 | 205,100 |
| Vavuniya Town | 27,801 | 21,786,988 | 1,141 | 3,639,094 | 4,013 | 3,376,948 | 32 | 41,775 | 14 | 14,000 | 1,858 | 1,445,876 | 151 | 2,891,609 |
| **Total** | **34,229** | **27,035,604** | **1,387** | **4,454,227** | **4,997** | **4,205,376** | **40** | **48,075** | **15** | **15,000** | **2,879** | **2,239,522** | **171** | **3,209,059** |

**Details of Revenue Collection, Vavuniya District - 2019 Cont …..**

| Divisonal Secretariats | 08. Omni Bus | | 09. SLTB | | 10. Lorry | | 11. Lorry Trailar | | 12. DPV | | 13. Ambulance | | Total | |
|---|---|---|---|---|---|---|---|---|---|---|---|---|---|---|
| | Nos | Amount | Nos | Amount | Nos | Amount | Nos | Amount | Nos | Amount | Nos | Amount | Nos | Amount |
| Cheddikkulam | 7 | 42,945 | - | - | 35 | 255,300 | - | - | 149 | 1,032,980 | - | - | 2,925 | 3,615,417 |
| Vavuniya North | 2 | 12,900 | - | - | 10 | 91,600 | - | - | 68 | 519,214 | - | - | 1,889 | 2,214,279 |
| Vavuniya South | 13 | 104,020 | - | - | 89 | 663,800 | 1 | 16,500 | 226 | 1,617,160 | 2 | - | 4,486 | 6,537,296 |
| Vavuniya Town | 176 | 1,389,463 | - | - | 1,051 | 9,040,217 | 4 | 34,475 | 1,945 | 15,040,762 | 10 | 8,000 | 38,196 | 58,709,207 |
| **Total** | **198** | **1,549,328** | **-** | **-** | **1,185** | **10,050,917** | **5** | **50,975** | **2,388** | **18,210,116** | **12** | **8,000** | **47,506** | **71,076,199** |

*Source :- Department of Motor Traffic, NP*

## Table 16.16 Details of Banks, NP - 2019

| S.No. | Name of Bank | No.of Branches | No of ATMs | No of Staff | Savings Accounts | | Current Accounts | | Fixed Deposit | |
|---|---|---|---|---|---|---|---|---|---|---|
| | | | | | No of Accounts | Amount Rs.'000 | No of Accounts | Amount Rs.'000 | No of Accounts | Amount Rs.'000 |
| 1 | Bank of Ceylon | 72 | 71 | 496 | 496 | 1,061,122 | 27,909,606 | 16,227 | 4,760,549 | 94,094 |
| 2 | People Bank | 48 | 82 | 413 | 413 | 964,247 | 21,493,879 | 10,036 | 1,900,189 | 59,224 |
| 3 | Naional Saving Bank | 21 | 22 | 212 | 212 | 790,083 | 12,412,400 | | | 164,508 |
| 4 | Hatton National Bank PLC | 21 | 62 | 197 | 197 | 244,657 | 13,003,300 | 3,602 | 695,695 | 33,600 |
| 5 | Commercial Bank of Ceylon PLC | 18 | 49 | 184 | 184 | 286,005 | 18,776,222 | 3,900 | 673,983 | 61,704 |
| 6 | Seylan Bank PLC | 10 | 10 | 90 | 90 | 70,894 | 2,423,944 | 1,751 | 203,200 | 7,064 |
| 7 | Sampath Bank PLC | 13 | 15 | 102 | 102 | 141,552 | 2,694,803 | 2,733 | 357,896 | 8,661 |
| 8 | Naional Development Bank PLC | 7 | 8 | 47 | 47 | 38,661 | 1,052,252 | 515 | 123,324 | 2,879 |
| 9 | Naion Trust Bank PLC | 3 | 3 | 40 | 40 | 19,925 | 566,746 | 713 | 174,594 | 5,157 |
| 10 | HSBC Banking | 1 | 1 | 6 | 6 | 810 | 104,600 | 325 | 11,729 | 753 |
| 11 | Pan Asia Bank Cooporation PLC | 5 | 5 | 40 | 40 | 17,269 | 360,697 | 366 | 14,049 | 3,035 |
| 12 | Indian Bank | 1 | 0 | 4 | 4 | 1,064 | 223,251 | 98 | 128,801 | 195 |
| 13 | DFCC Bank PLC | 6 | 6 | 54 | 54 | 21,951 | 791,343 | 553 | 43,080 | 2,786 |
| 14 | Union Bank of Colombo PLC | 5 | 5 | 36 | 36 | 25,800 | 471,180 | 412 | 35,134 | 1,503 |
| 15 | HDFC Bank | 2 | 2 | 14 | 14 | 32,465 | 271,912 | | | 1,257 |
| 16 | Cargils Bank Ltd | 3 | 3 | 20 | 20 | 10,296 | 193,868 | 232 | 13,410 | 3,119 |
| 17 | Sanasa Devt Bank PLC | 6 | 1 | 59 | 59 | 46,335 | 689,546 | | | 2,559 |
| 18 | Pradeshiya Sanwardana Bank | 7 | 3 | 37 | 37 | 170,396 | 884,957 | | | 4,045 |
| 19 | State Bank of India | | | | | | | | | |
| 20 | Stage Motgage & Invesment Bank | 2 | 0 | 9 | 9 | 6,069 | 63,621 | | | 285 |
| 21 | Sri Lanka Savings Bank | 1 | 0 | 6 | 6 | 3,135 | 15,709 | | | 31 |
| | **Total** | **252** | **348** | **2,066** | **2,066** | **3,952,736** | **104,403,836** | **41,463** | **9,135,633** | **456,459** |

*Source :Regional Office, Central Bank of Sri Lanka, Northern Province*

## Table 16.17 Details of Financial Institutions, Northern Province - 2019

| S.No. | Name of Financial Organization | No.of Branches Operated |
|---|---|---|
| **Licensed Finance Companies** | | |
| 1 | Central Finance Co. PLC | 4 |
| 2 | Abance Finance PLC | 1 |
| 3 | Singer Finance (Lanka) PLC | 2 |
| 4 | Arpico Finance Co. PLC | 1 |
| 5 | LB Finance PLC | 14 |
| 6 | Commercial Credit and Finance PLC | 4 |
| 7 | Bimuthu Finance PLC | 2 |
| 8 | Commercial Leasing and Finance PLC | 5 |
| 9 | HNB Finance Ltd | 3 |
| 10 | LOLC Finance PLC | 7 |
| 11 | Orient Finance PLC | 2 |
| 12 | People Leasing & Finance Ltd. | 5 |
| 13 | Softlogic Finance PLC | 2 |
| 14 | Alliance Finance Company PLC | 4 |
| 15 | Asia Asset Finance PLC | 7 |
| 16 | Citizens Development Business Finance PLC | 2 |
| 17 | Ideal Finance Ltd | 1 |
| 18 | Kanrich Finance Ltd | 1 |
| 19 | Merchant Bank of Sri Lanka & Finance PLC | 3 |
| 20 | Nation Lanka Finance PLC | 2 |
| 21 | Sarvodaya Development Finance Ltd. | 2 |
| 22 | Senkadagala Finance PLC | 2 |
| 23 | Siyapatha Finance PLC | 2 |
| 24 | Swarnamahal Financial Services PLC | 2 |
| 25 | The Finance Co.PLC | 2 |
| 26 | Trade Finance & Investments PLC | 2 |
| **Specialized Leasing Companies** | | |
| 1 | Assetline Leasing Company Limited | 5 |

*Source :- Regional Office, Central Bank of Sri Lanka, Northern Province*

**Table 16.18 Housing facilities provided by Insitutions, NP Up to - 2019**

| S.No | Name of Insittuions | Districts | | | | | |
|---|---|---|---|---|---|---|---|
| | | Jaffna | Kilinochchi | Mullaitivu | Mannar | Vavuniya | Total |
| 1 | Ministry of Resettlement | 7,124 | 3,652 | 4,460 | 428 | 3,273 | **18,937** |
| 2 | Ministry of Disaster Management | 146 | 3 | 15 | | | **164** |
| 3 | Ministry of Industry & Commerce | - | - | 560 | 700 | 470 | **1,730** |
| 4 | Dept. of Social Services, NP | 63 | - | - | | | **63** |
| 5 | NHDA | 3,722 | 4,071 | 4,260 | 93 | 4,450 | **16,596** |
| 6 | Samurdhi | 448 | - | 1 | | | **449** |
| 7 | NEHRP | 6,374 | 4,099 | 2,307 | | | **12,780** |
| 8 | NGOs | 4,609 | 4,484 | 4,892 | | 1,169 | **15,154** |
| 9 | European Union | - | 2,385 | 1,184 | | 2,810 | **6,379** |
| 10 | Indian Housing Program | 6,266 | 9,465 | 12,186 | | 4,891 | **32,808** |
| 11 | Others (Please Specify below) | - | - | - | | | **-** |
| **Total** | | **28,752** | **28,159** | **29,865** | **1,221** | **17,063** | **105,060** |

*Source:- District Secretariats, NP*

## Table 16.19 Housing Programmes in Jaffna District (NHDA) - 2019

| Programme | Target | | Achievement | | |
|---|---|---|---|---|---|
| | No. of Families | Allocation Mn | WC (Nos) | UC (Nos) | Expenditure Mn |
| Housing Loan | - | - | - | - | - |
| Housing loan for Public / Private workers -New | - | - | - | - | - |
| Housing loan for Public / Private workers - UG | - | - | - | - | - |
| 2. Housing loan for ordinary people - New | 5 | 1.00 | 5 | - | 0.20 |
| 2. Housing loan for ordinary people - UG | 220 | 43.70 | 220 | 53 | 14.26 |
| **Sub Total** | **225** | **44.70** | **225** | **53** | **14.46** |
| Housing Grant (Loan + Grant) | 175 | 17.5 | 175 | 158 | 5.3 |
| Thururu Saviya Programme | - | - | - | - | - |
| Susumin Sewana | - | - | - | - | - |
| Jenasevana Grant | - | - | - | - | - |
| Model Village Grant Programme | 2,026 | 1,331.4 | 2,026 | 24 | 296.5 |
| **Sub Total** | **2,201** | **1,348.85** | **2,201** | **182** | **301.71** |
| **Grand Total** | **2,426** | **1,393.55** | **2,426** | **235** | **316.17** |

WC - Work Commenced UC - Units Completed

*Source: District office, NHDA, Jaffna*

**Table 16.20 Housing Programmes in Kilinochchi District (NHDA)- 2019**

| S.No | Programme | | Target | | Achievement | | |
|---|---|---|---|---|---|---|---|
| | | | No.of Families | Allocation Mn. | WC (Nos.) | UC (Nos.) | Expenditure Mn. |
| 1 | Sampath Sevana Loan Programme (Scatterd) | Loan | 50 | 10.000 | 50 | | 1.560 |
| 2 | Sampath Sevana scatterd loan Programme | Loan | 175 | 22.500 | 173 | 2 | 9.410 |
| 3 | Loan + Grant Programme | Loan + Grant | 225 | 12.500 | 225 | | 4.040 |
| 4 | Reawakening Village Housing Programme | Loan + Grant | 229 | 171.75 | 227 | 2 | 30.985 |
| 5 | Cluster Village Hosuing Programme | Grant | 158 | 118.5 | 158 | | 35.705 |
| 6 | Model Village Hosing Programme | Grant | 313 | 234.75 | 311 | 2 | 107.275 |
| 7 | Flood Housing Programme | Grant | 2,438 | 1,828.5 | 2402 | 36 | 325.765 |
| 8 | Indian Hosing Program | Grant | 48 | 24.00 | 47 | 1 | 8.840 |
| **Grand Total** | | | **3,636** | **2,422.5** | **3,593** | **43** | **523.58** |

WC - Work Commenced UC - Units Completed

*Source: District office, NHDA, Kilinochchi*

## Table 16.21 Housing Programmes in Mullaitivu District (NHDA) - 2019

| Programme | Target | | Achievement | | |
|---|---|---|---|---|---|
| | No. of Families | Allocation Mn | WC (Nos) | UC (Nos) | Expenditure Mn |
| Housing Loan | 225 | 22.50 | 225 | - | 14.50 |
| Housing loan for Public / Private workers -New | - | - | - | - | - |
| Housing loan for Public / Private workers - UG | - | - | - | - | - |
| 2. Housing loan for ordinary people - New | - | - | - | - | - |
| 2. Housing loan for ordinary people - UG | - | - | - | - | - |
| **Sub Total** | **225** | **22.50** | **225** | **0** | **14.50** |
| Housing Grant( Cement for Plastering Work) | - | - | - | - | - |
| Thururu Saviya Programme | - | - | - | - | - |
| Susumin Sewana | - | - | - | - | - |
| Jenasevana Grant | - | - | - | - | - |
| Model Village Grant Programme | 271 | 190.35 | 271 | - | 45 |
| **Sub Total** | **271** | **190.35** | **271** | **0** | **44.67** |
| **Grand Total** | **496** | **212.85** | **496** | **0** | **59.17** |

WC - Work Commenced UC - Units Completed

*Source: District office, NHDA, Mullaitivu*

## Table 16.22 Housing Programmes in Mannar District (NHDA) - 2019

| Programme | Target | | Achievement | | |
|---|---|---|---|---|---|
| | No. of Families | Allocation Mn | WC (Nos) | UC (Nos) | Expenditure Mn |
| Housing Loan | 100 | 10.00 | 100 | 0 | 2.00 |
| Housing Loan and Grant | 102 | 10.20 | 102 | 0 | 2.19 |
| Housing loan for Public / Private workers -New | - | - | - | - | - |
| Housing loan for Public / Private workers - UG | - | - | - | - | - |
| 2. Housing loan for ordinary people - New | - | - | - | - | - |
| 2. Housing loan for ordinary people - UG | - | - | - | - | - |
| **Sub Total** | **202** | **20.200** | **202** | **-** | **4.19** |
| Housing Grant ( Cement for Plastering Work) | - | - | - | - | - |
| Thururu Saviya Programme | - | - | - | - | - |
| Susumin Sewana | - | - | - | - | - |
| Indian Gran Model Village Program | 145 | 108.75 | 145 | - | 27.35 |
| Model Village Grant Programme | 2196 | 1647.00 | 2196 | 2 | 259.07 |
| **Sub Total** | **2,341** | **1,755.75** | **2,341** | **2** | **286.42** |
| **Grand Total** | **2,543** | **1,775.95** | **2,543** | **2** | **290.61** |

WC - Work Commenced UC - Units Completed

*Source: District office, NHDA, Mannar*

## Table 16.23 Housing Programmes, Vavuniya District (NHDA) - 2019

| S.No | Programme | D.S Divition | Target | | Achievement | | |
|---|---|---|---|---|---|---|---|
| | | | No.of Families | Allocation Rs (Mn) | Wc (Non) | Uc (Non) | Expenditure Rs (Mn) |
| 1 | Model Village Housing Grant Programme | Vavuniya | 50 | 1087.00 | | | 133.00 |
| **Sub Total** | | | **50** | **1,087** | **-** | **-** | **133.00** |
| 2 | CKDU Grant Programme | Vavuniya | 20 | 12.50 | | | 2.50 |
| **Sub Total** | | | **20** | **12.50** | **-** | **-** | **2.50** |
| 3 | Loan + Grant | Vavuniya | 34 | 3.40 | | | 1.02 |
| **Sub Total** | | | **34** | **3.40** | **-** | **-** | **1.02** |
| 3 | 'Samata sewana' Loan | | 56 | 11.2 | | | 2.24 |
| **Sub Total** | | | **56** | **11.20** | **-** | **-** | **2.24** |
| 4 | Obata Geyak Ratata Hetak | | 42 | 25.2 | | | 0.05 |
| **Sub Total** | | | **42** | **25.20** | **-** | **-** | **0** |
| **Grant Total** | | | **202** | **1,139.30** | **-** | **-** | **138.81** |

WC - Work Commenced UC - Units Completed

*Source: District office, NHDA, Vavuniya*

## Table 16.24 Housing Needs, NP - 2019

| S.No | District | No.of Houses Required | Houses Needed | | | |
|---|---|---|---|---|---|---|
| | | | Resettlers | Elders | Others | Total |
| 1 | Jaffna | 26,486 | 11,247 | 2,271 | 12,968 | **26,486** |
| 2 | Kilinochchi | 12,000 | 1,500 | 400 | 10,100 | **12,000** |
| 3 | Mullaitivu | 9,552 | 2,598 | 2,176 | 4,778 | **9,552** |
| 4 | Mannar | 6,448 | - | - | - | **6,448** |
| 5 | Vavuniya | 8,366 | 3,983 | 1,220 | 4,851 | **10,054** |
| 6 | **Total** | **62,852** | **19,328** | **6,067** | **32,697** | **58,092** |

## Table 16.25 Type of Houses , NP 2019

| S.No | District | Permanent Houses | Temporary Shelter | Huts | Total |
|---|---|---|---|---|---|
| 1 | Jaffna | 140,231 | 5,004 | 10,262 | **155,497** |
| 2 | Kilinochchi | 33,052 | 4,678 | 465 | **38,195** |
| 3 | Mullaitivu | 29,717 | 978 | 736 | **31,431** |
| 4 | Mannar | 31,277 | 3,311 | 2,008 | **36,596** |
| 5 | Vavuniya | 34,402 | 3,688 | 3,344 | **41,434** |
| **Total** | | **268,679** | **17,659** | **16,815** | **303,153** |

*Source:- District Secretariats, NP*